



US00D569742S

(12) **United States Design Patent**
Scheufele

(10) **Patent No.:** **US D569,742 S**

(45) **Date of Patent:** **** May 27, 2008**

(54) **WATCH CHRONOGRAPH**

(75) Inventor: **Karl-Friedrich Scheufele**, Prangins
(CH)

(73) Assignee: **Chopard International SA**, Prangins
(CH)

(**) Term: **14 Years**

(21) Appl. No.: **29/295,719**

(22) Filed: **Oct. 4, 2007**

(30) **Foreign Application Priority Data**

Apr. 11, 2007 (WO) DM/069 319

(51) **LOC (8) Cl.** **10-02**

(52) **U.S. Cl.** **D10/39**

(58) **Field of Classification Search** D10/30-39,
D10/122-132; 368/276, 277, 281, 282, 285,
368/80, 288-290, 223, 228, 232, 21, 28,
368/306, 308, 320, 321

See application file for complete search history.

(56) **References Cited**

U.S. PATENT DOCUMENTS

- 2,361,563 A * 10/1944 Pellaton 368/80
- D195,421 S * 6/1963 Huguenin D10/39
- 3,740,944 A * 6/1973 Chopard 368/281
- 3,901,023 A * 8/1975 Uebelhardt 368/281
- D317,128 S * 5/1991 Benson D10/32

- 5,220,541 A * 6/1993 Vuilleumier 368/88
- D352,470 S * 11/1994 Besson D10/39
- D391,501 S * 3/1998 Giardiello D10/39
- 5,724,317 A * 3/1998 Kubota et al. 368/11
- D405,375 S * 2/1999 Chodat D10/39
- D447,427 S * 9/2001 Finazzi D10/39
- D517,432 S * 3/2006 Laucella D10/39
- D538,182 S * 3/2007 Lalo D10/32
- D538,184 S * 3/2007 Scheufele D10/39
- D547,212 S * 7/2007 Dias D10/39

* cited by examiner

Primary Examiner—Lucy Lieberman

(74) *Attorney, Agent, or Firm*—McGlew and Tuttle P.C.

(57) **CLAIM**

The ornamental design for a watch chronograph, as shown and described.

DESCRIPTION

FIG. 1 is a right side view of my new watch chronograph design;

FIG. 2 is a front view thereof;

FIG. 3 is a left side view thereof;

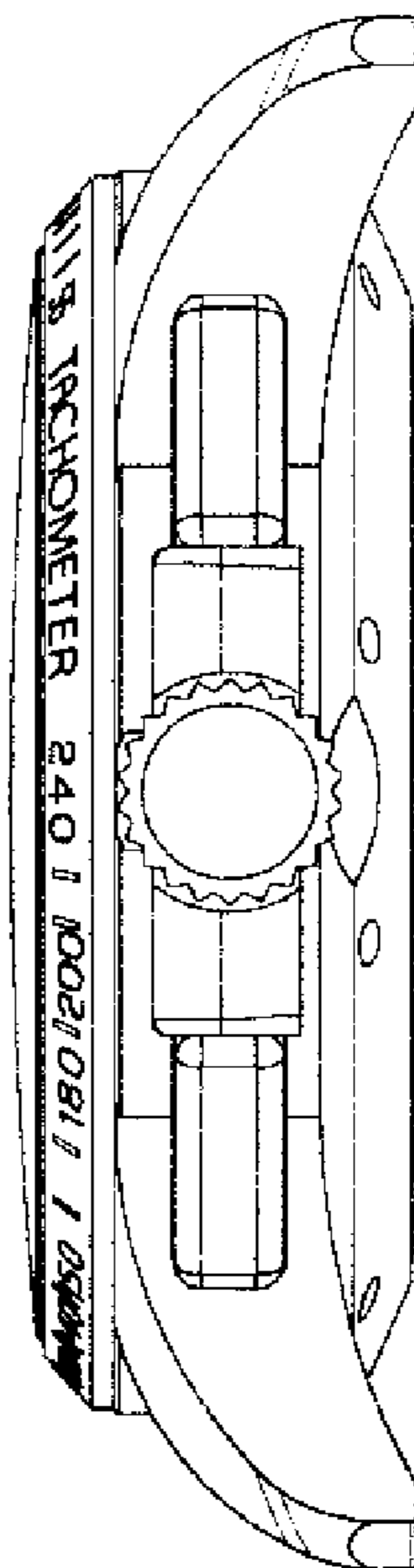
FIG. 4 is a bottom view thereof;

FIG. 5 is a rear elevation thereof;

FIG. 6 is a top plan view thereof; and,

FIG. 7 is a perspective view thereof.

1 Claim, 3 Drawing Sheets



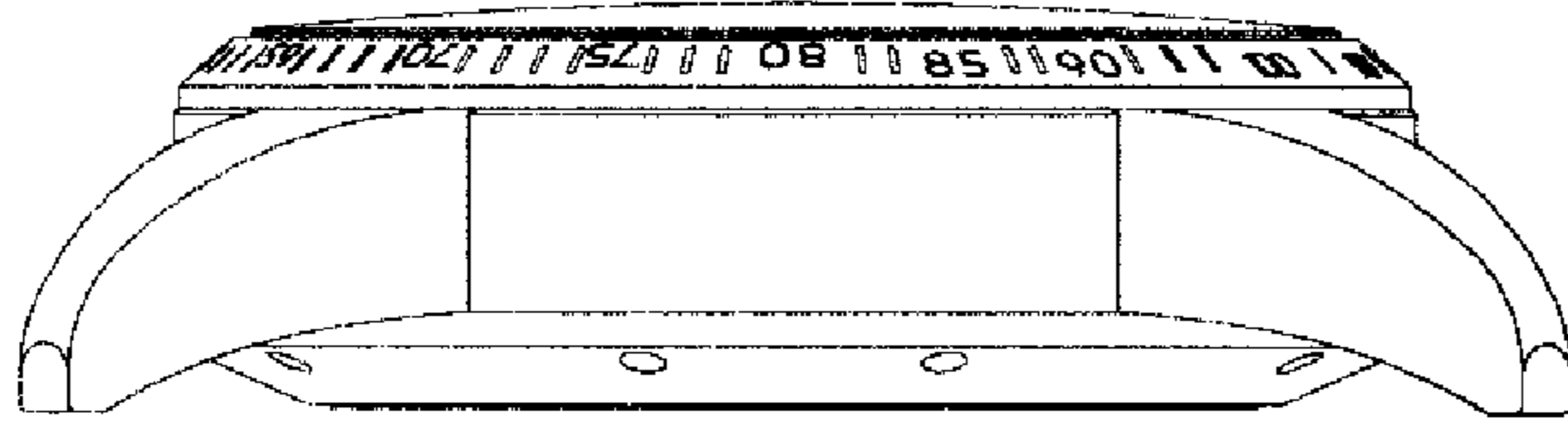


Fig. 3

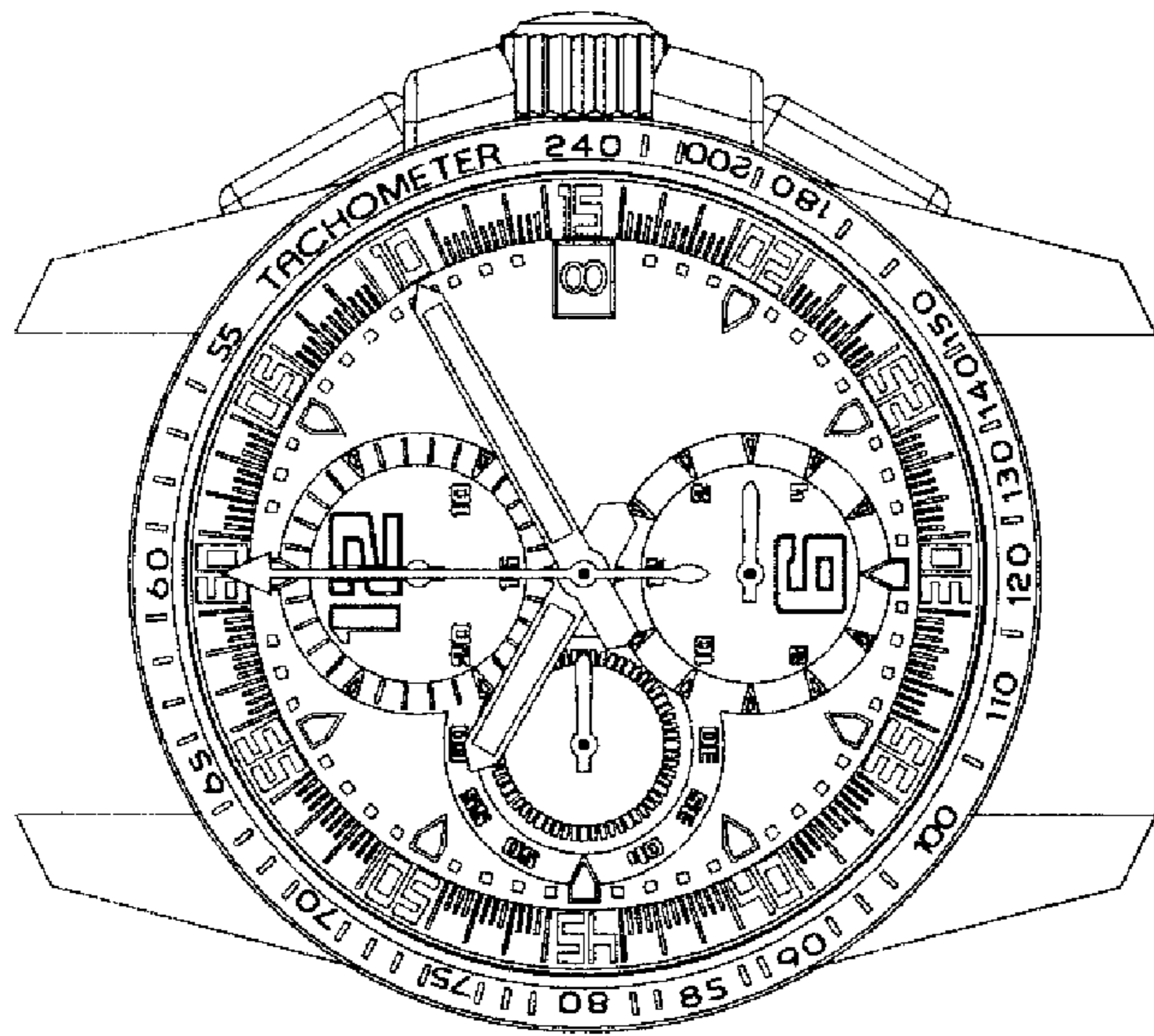


Fig. 2

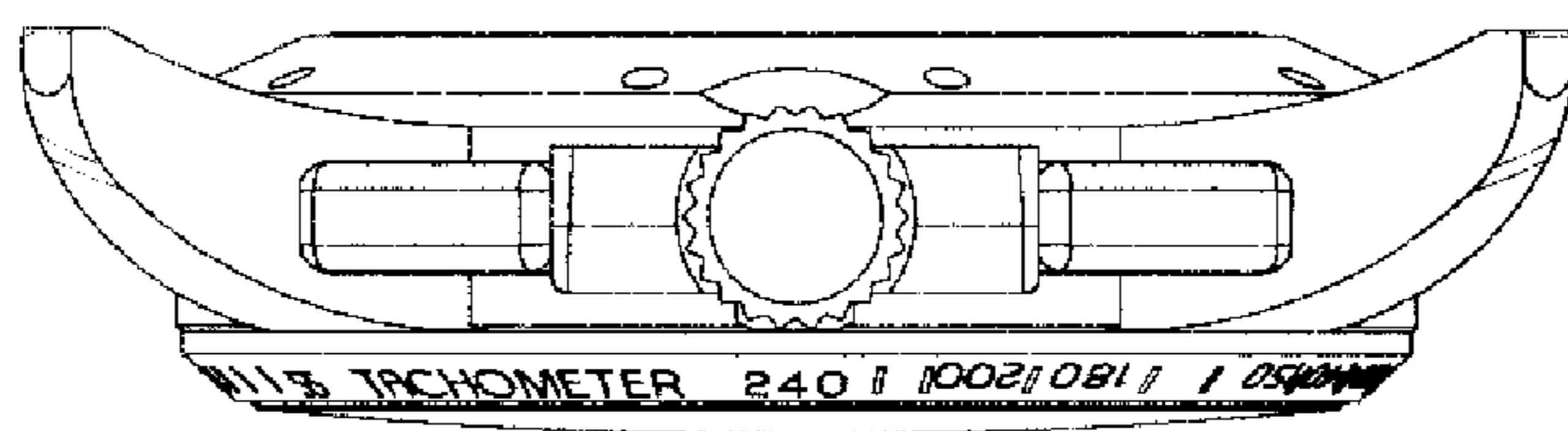


Fig. 1

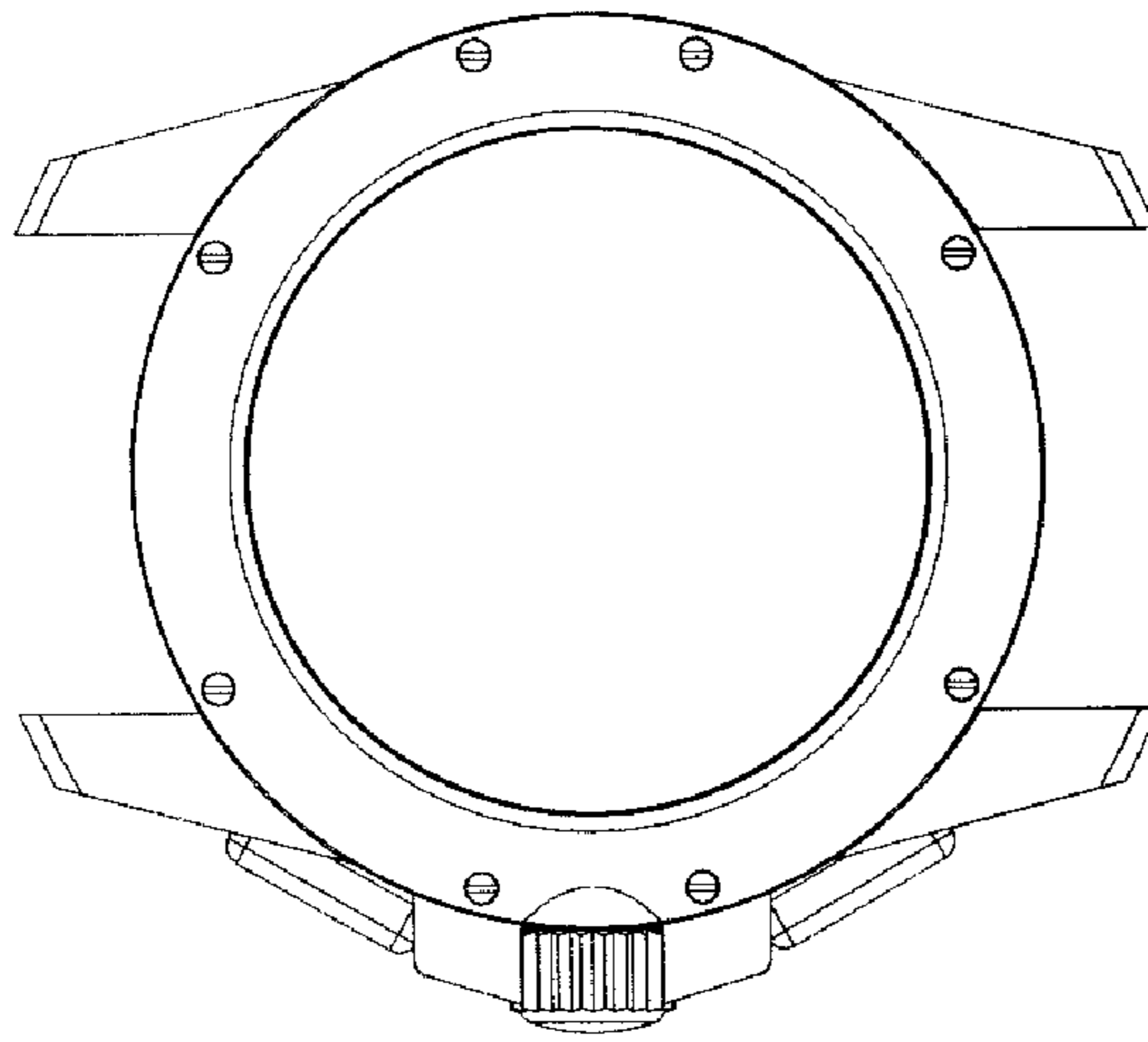


Fig. 5




Fig. 4

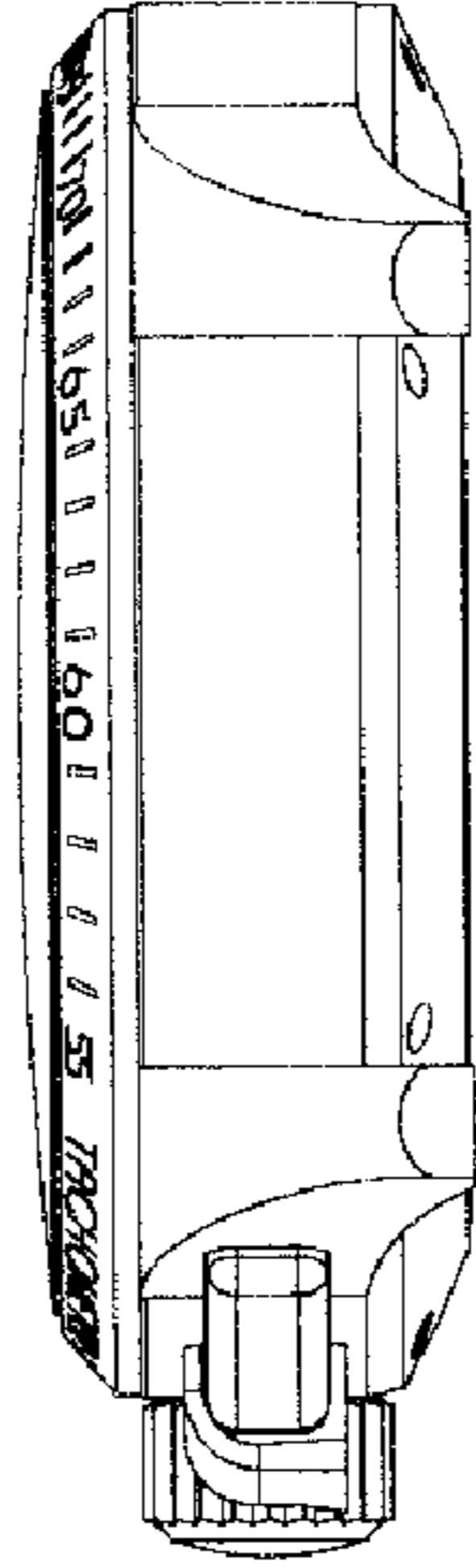


Fig. 6



Fig. 7