

US00D569733S

(12) **United States Design Patent**  
**Dodge et al.**

(10) **Patent No.:** **US D569,733 S**

(45) **Date of Patent:** **\*\* May 27, 2008**

(54) **BOTTLE**

(75) Inventors: **Angela Nicole Dodge**, Hoffman Estates, IL (US); **Ronald James Olson**, Gurnee, IL (US)

(73) Assignee: **Kraft Foods Holdings, Inc.**, Northfield, IL (US)

(\*\*) Term: **14 Years**

(21) Appl. No.: **29/276,896**

(22) Filed: **Feb. 8, 2007**

**Related U.S. Application Data**

(63) Continuation-in-part of application No. 29/243,471, filed on Nov. 23, 2005.

(51) **LOC (8) Cl.** ..... **09-01**

(52) **U.S. Cl.** ..... **D9/544; D9/565; D9/567; D9/570; D9/571**

(58) **Field of Classification Search** ..... D9/516, D9/520, 549-552, 554, 558-561, 563-565, D9/567, 571, 574; 215/379-385; 220/660-662, 220/669, 675  
See application file for complete search history.

(56) **References Cited**

**U.S. PATENT DOCUMENTS**

- D283,306 S 4/1986 Davis
- D293,210 S \* 12/1987 Conrad ..... D9/574
- D360,582 S \* 7/1995 McDonald et al. .... D9/520
- D374,625 S 10/1996 Flurer et al.

- D412,845 S \* 8/1999 Miller et al. .... D9/434
- D423,939 S \* 5/2000 Ogg ..... D9/537
- D428,342 S \* 7/2000 Stoller ..... D9/542
- D446,128 S \* 8/2001 Adee et al. .... D9/563
- D452,159 S \* 12/2001 Belser et al. .... D9/542
- D484,808 S \* 1/2004 Thierjung et al. .... D9/530
- D535,889 S \* 1/2007 Kaminski et al. .... D9/569
- D539,659 S \* 4/2007 Cleary et al. .... D9/542
- D546,189 S \* 7/2007 Costello et al. .... D9/542
- D546,700 S \* 7/2007 Bourne ..... D9/552
- 2005/0184027 A1 8/2005 Floyd et al.

\* cited by examiner

*Primary Examiner*—Ian Simmons

*Assistant Examiner*—Dana L Sipos

(74) *Attorney, Agent, or Firm*—Fitch, Even, Tabin & Flannery

(57) **CLAIM**

The ornamental design for a bottle, as shown and described.

**DESCRIPTION**

FIG. 1 is a top, front, right side perspective view of a bottle showing our new design;

FIG. 2 is a front elevation view thereof;

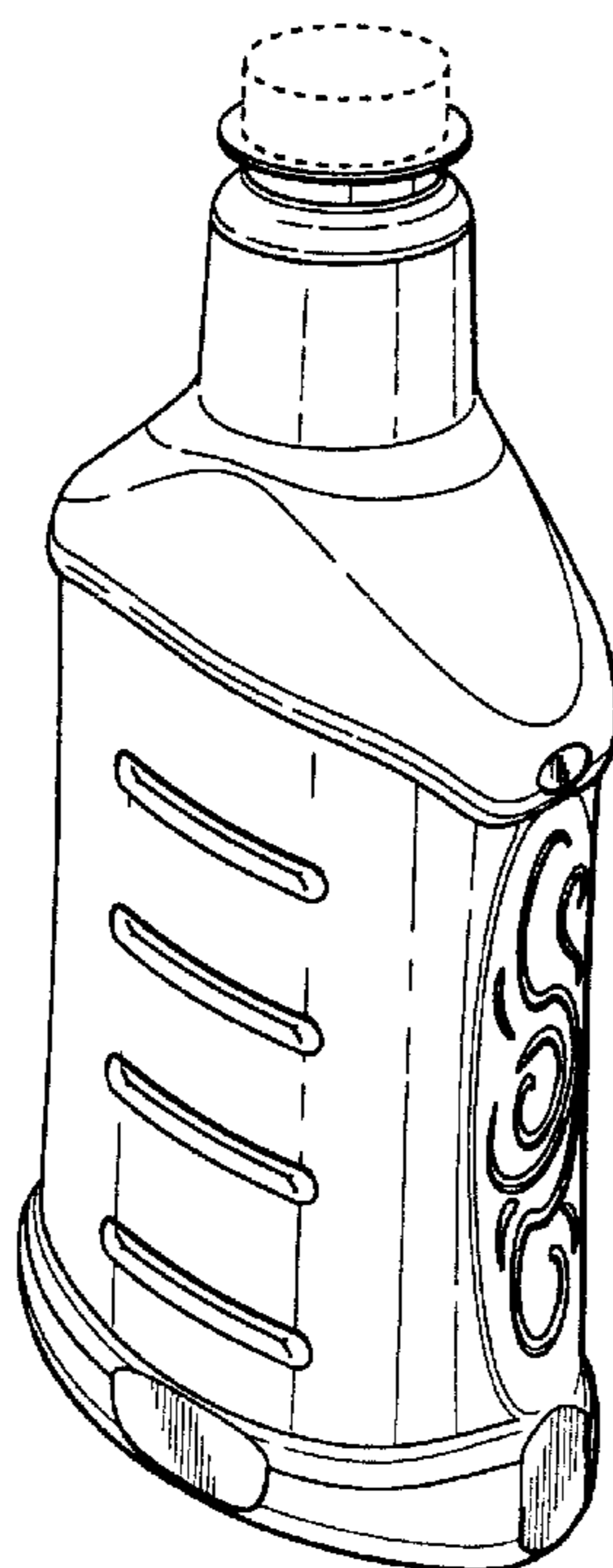
FIG. 3 is a rear elevation view thereof;

FIG. 4 is a left side elevation view thereof; FIG. 5 is a right side elevation view thereof; and,

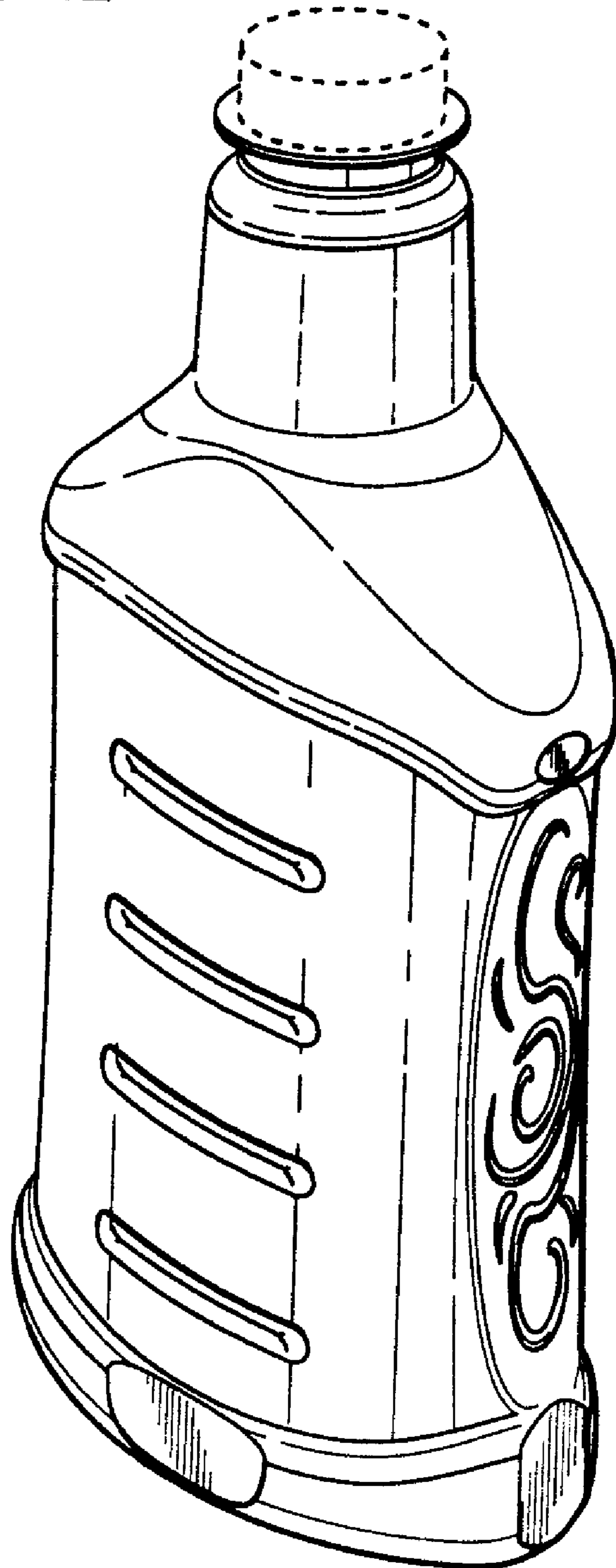
FIG. 6 is a top plan view thereof.

The broken lines shown in the drawings are for illustrative purposes only and form no part of the claimed design.

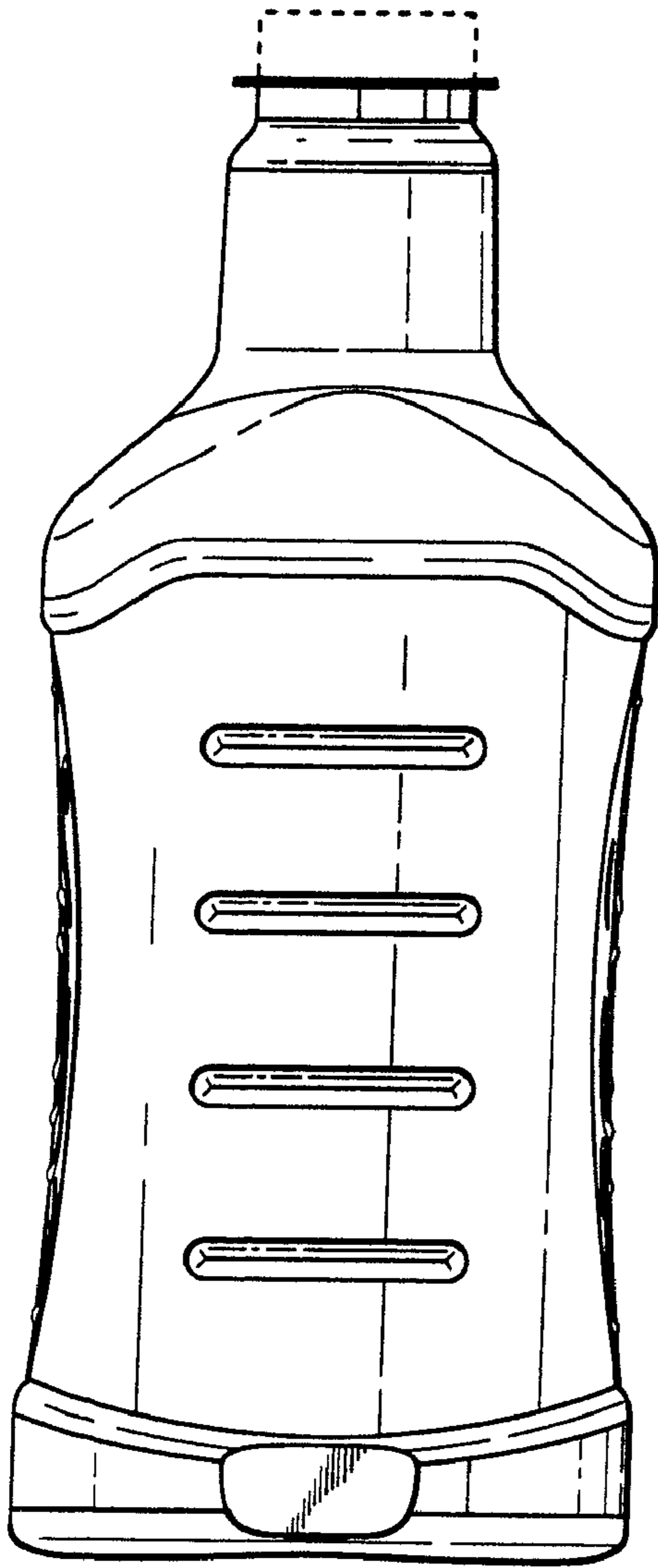
**1 Claim, 3 Drawing Sheets**



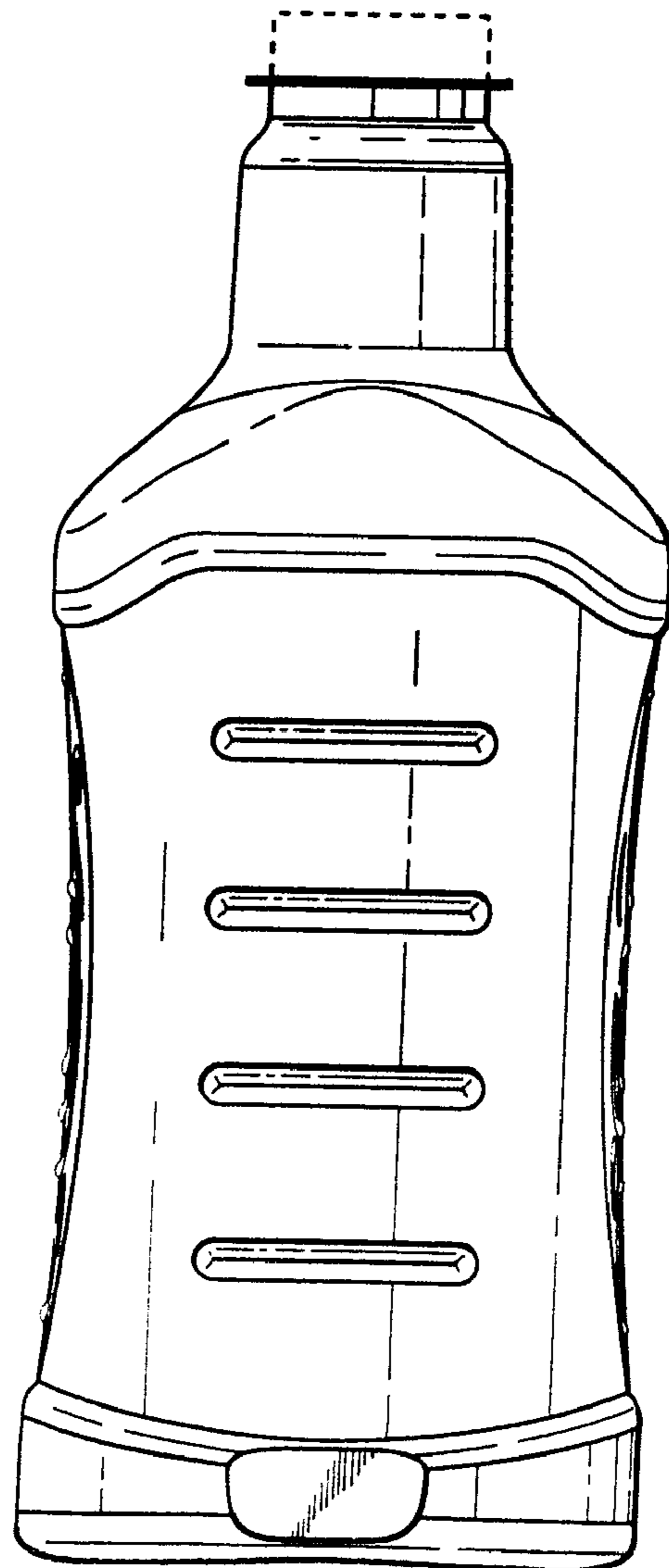
*Fig. 1*



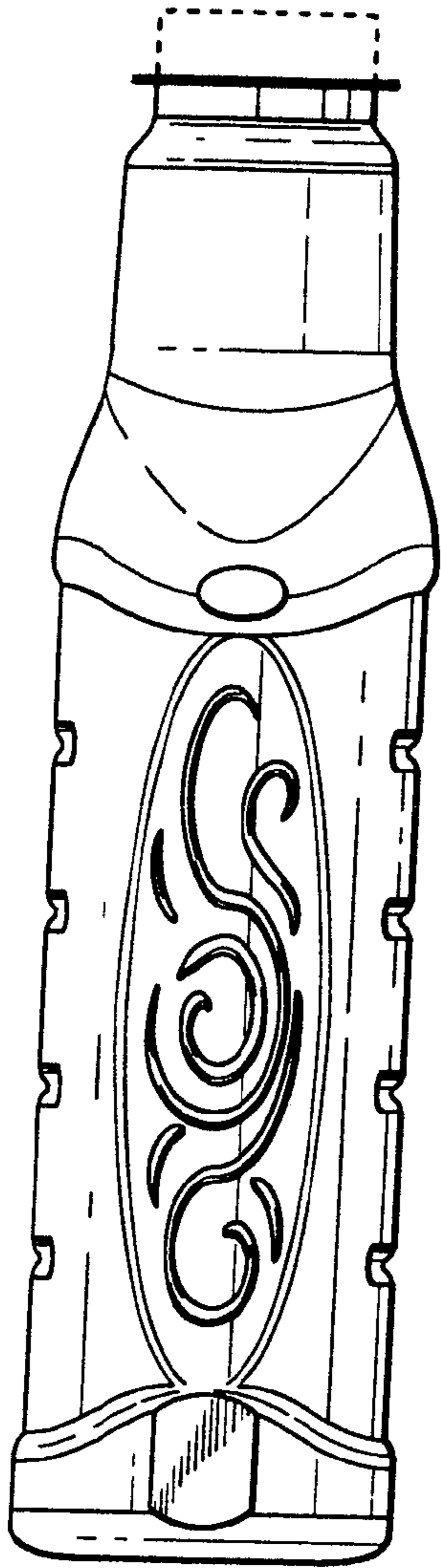
*Fig. 2*




*Fig. 3*



*Fig. 4*



*Fig. 5*



*Fig. 6*

