



US00D569727S

(12) **United States Design Patent**
Moretti

(10) **Patent No.:** **US D569,727 S**

(45) **Date of Patent:** **** May 27, 2008**

(54) **CONTAINER**

(75) Inventor: **Matteo Moretti**, Crema (IT)

(73) Assignee: **Lumson S.p.A.**, Capergnanica
(Cremona) (IT)

(**) Term: **14 Years**

(21) Appl. No.: **29/249,406**

(22) Filed: **Oct. 5, 2006**

(30) **Foreign Application Priority Data**

Apr. 5, 2006 (EM) 000508445

(51) **LOC (8) Cl.** **09-01**

(52) **U.S. Cl.** **D9/504; D9/454**

(58) **Field of Classification Search** D9/516,
D9/529, 560, 564–565, 571–575, 682, 686–687,
D9/690, 691–694; D28/76, 78, 91, 91.1;
215/379–383; 220/660–662, 669, 675
See application file for complete search history.

(56) **References Cited**

U.S. PATENT DOCUMENTS

D252,794 S *	9/1979	Lucas	D9/726
D268,097 S *	3/1983	Thompson	D9/529
D278,121 S *	3/1985	Sussman	D9/504
D367,230 S *	2/1996	Paglina	D9/529
D378,492 S *	3/1997	Salle	D9/690
D392,558 S *	3/1998	Monaghan	D9/682
D412,661 S *	8/1999	Lavigne	D9/690
D413,793 S *	9/1999	Favre	D9/692
D426,466 S *	6/2000	Nevins et al.	D9/529

D435,450 S *	12/2000	Eisenbarth	D9/500
D441,916 S *	5/2001	Faillant-Dumas	D28/88
6,682,246 B2 *	1/2004	Reggiani	401/264
D493,369 S *	7/2004	Murphy	D9/529
D540,687 S *	4/2007	Egawa	D9/529

* cited by examiner

Primary Examiner—Ian Simmons

Assistant Examiner—Dana L Sipos

(74) *Attorney, Agent, or Firm*—Wolf, Block, Schorr &
Solis-Cohen LLP

(57) **CLAIM**

I claim the ornamental design for a container, as shown and described.

DESCRIPTION

FIG. 1 is a top, front, right side perspective view of a container showing my new design;

FIG. 2 is a top plan view thereof;

FIG. 3 is a front elevation view thereof;

FIG. 4 is a left side elevation thereof;

FIG. 5 is a bottom plan view thereof;

FIG. 6 is a top, front, right side perspective view of a second embodiment of a container showing my new design;


FIG. 7 is a top plan view thereof;

FIG. 8 is a front elevation view thereof;

FIG. 9 is a left side elevation view thereof; and,

FIG. 10 is a bottom plan view thereof.

1 Claim, 3 Drawing Sheets



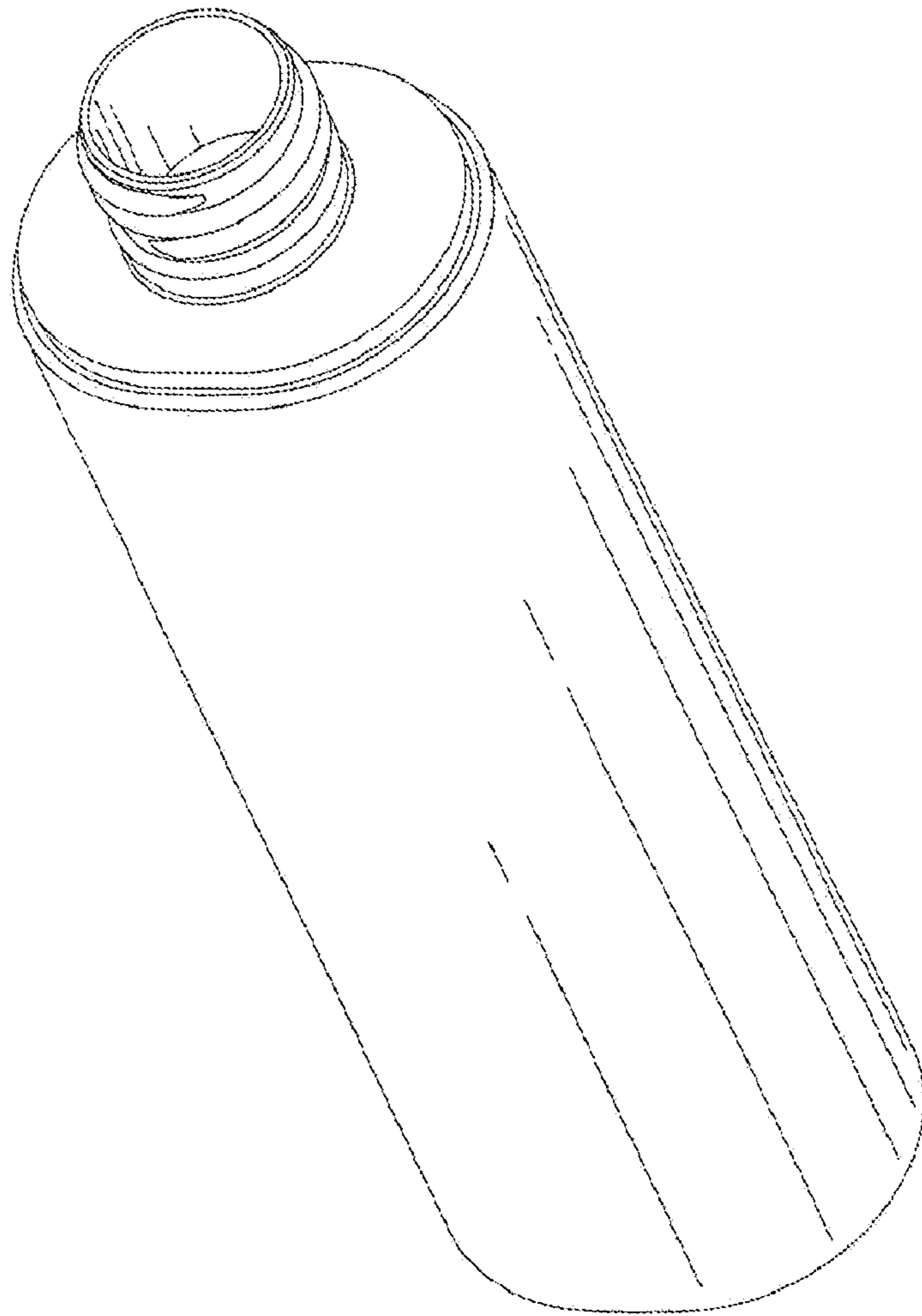


FIG. 1

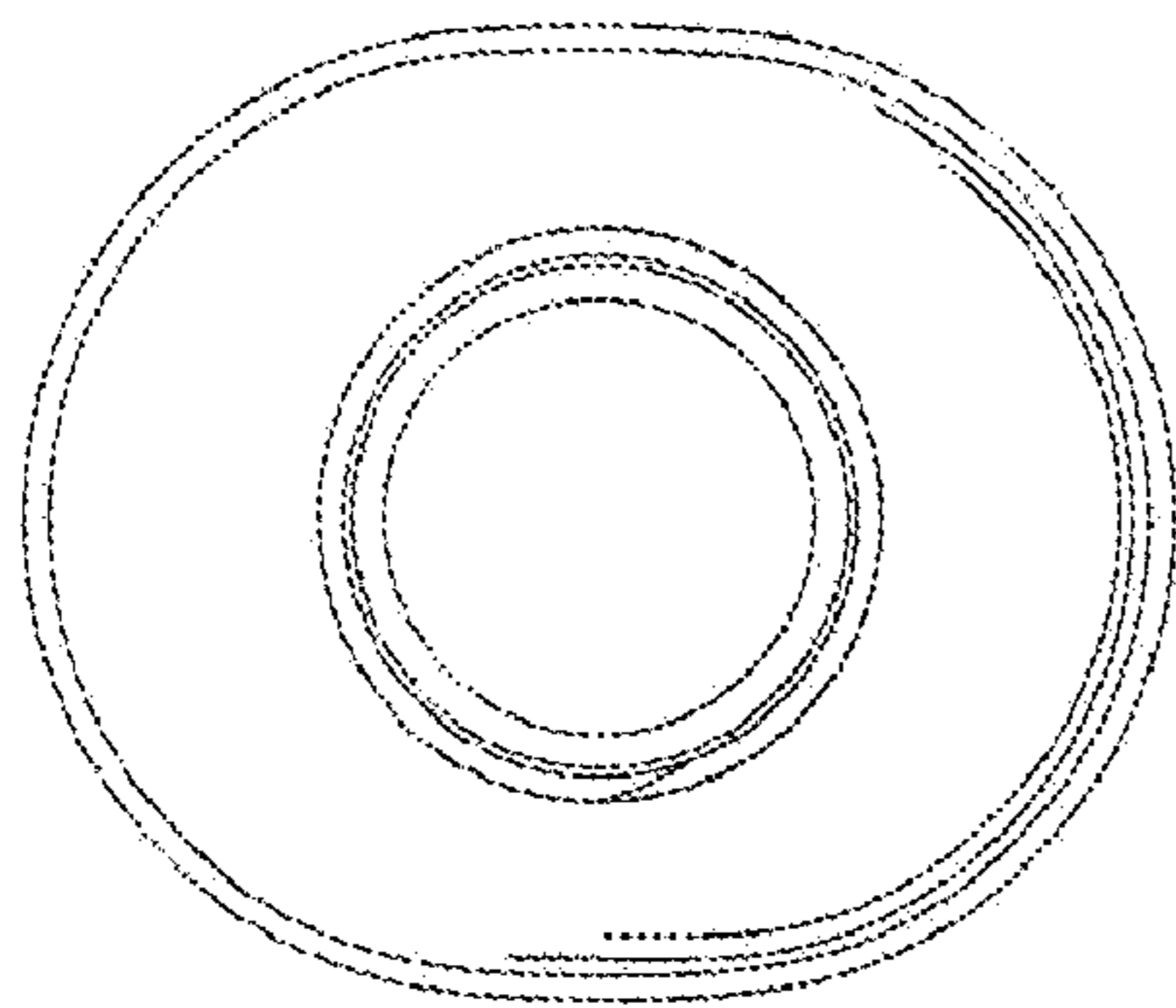


FIG. 2

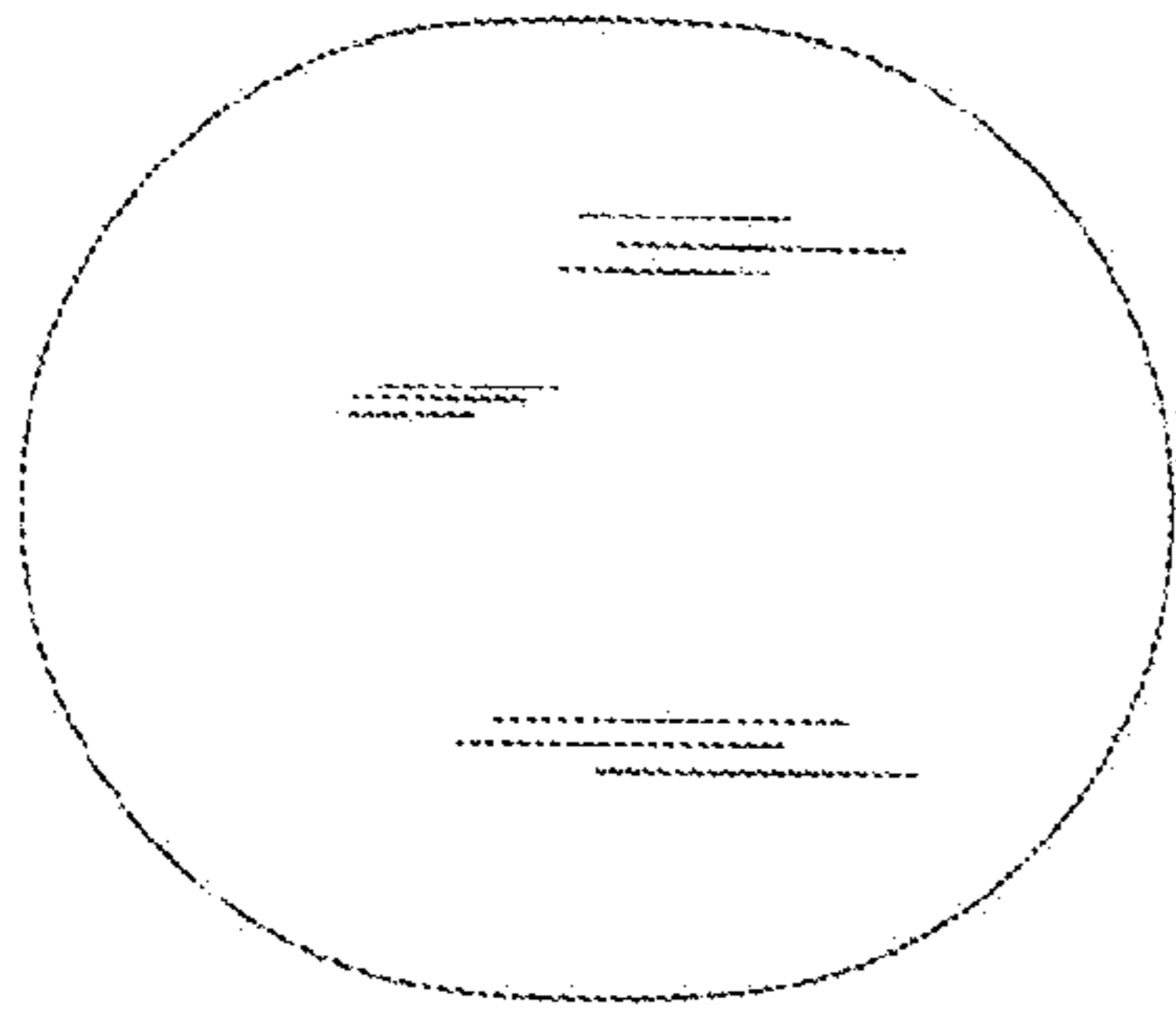


FIG. 5




FIG. 3




FIG. 4

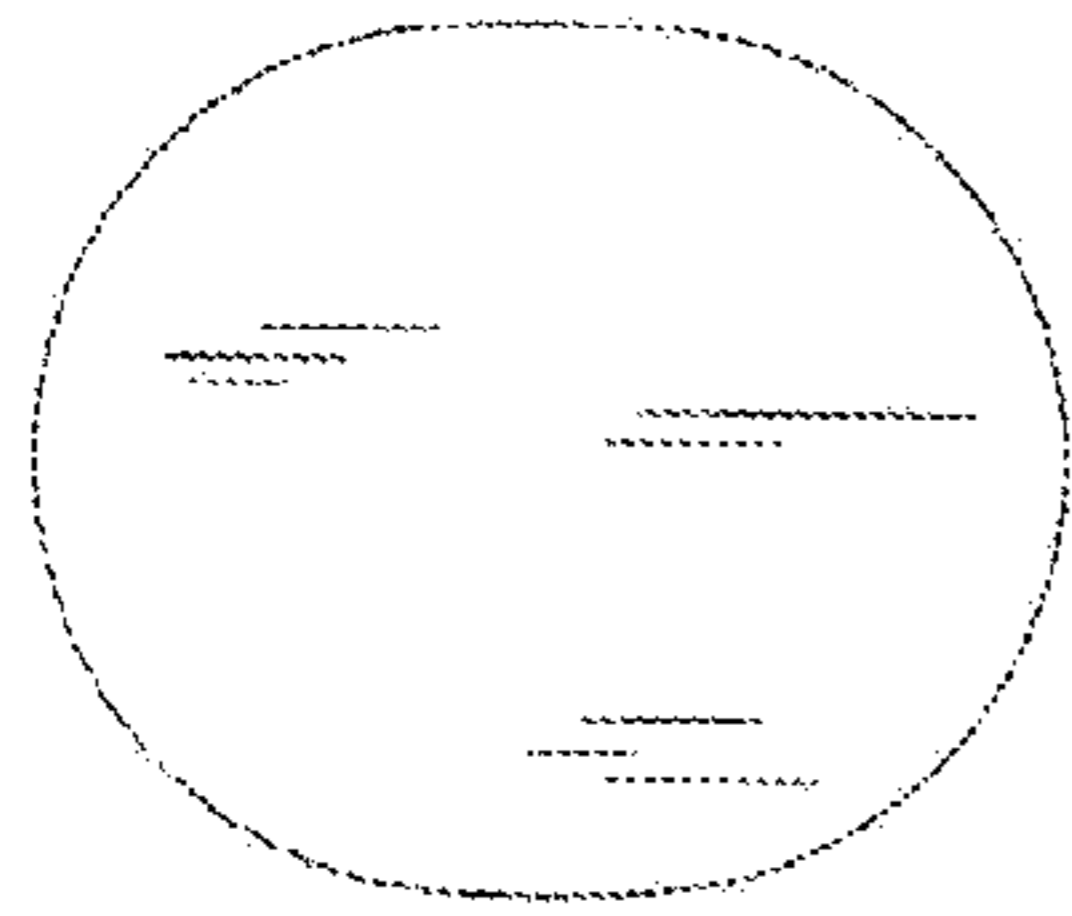


FIG. 10

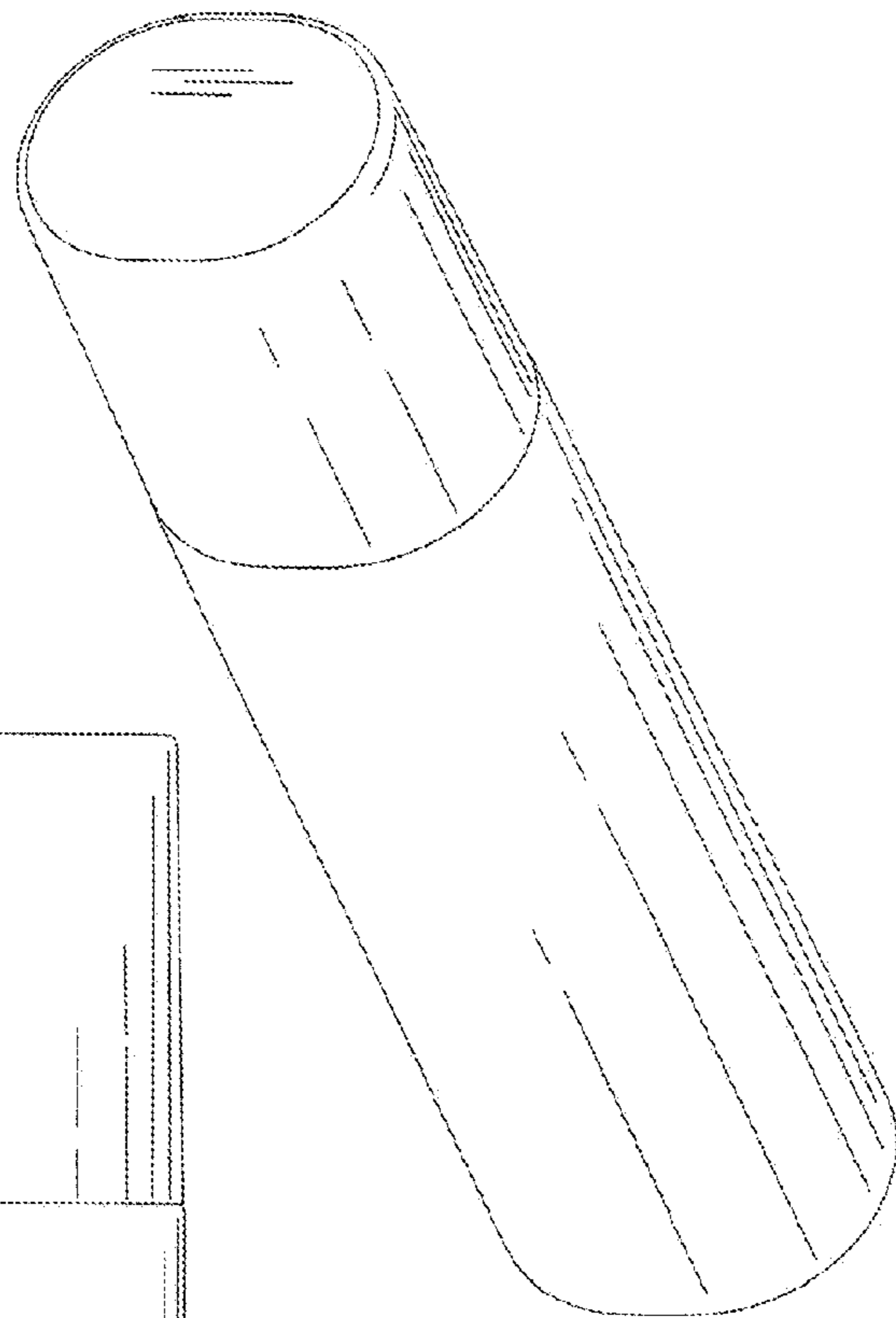


FIG. 6




FIG. 8




FIG. 9

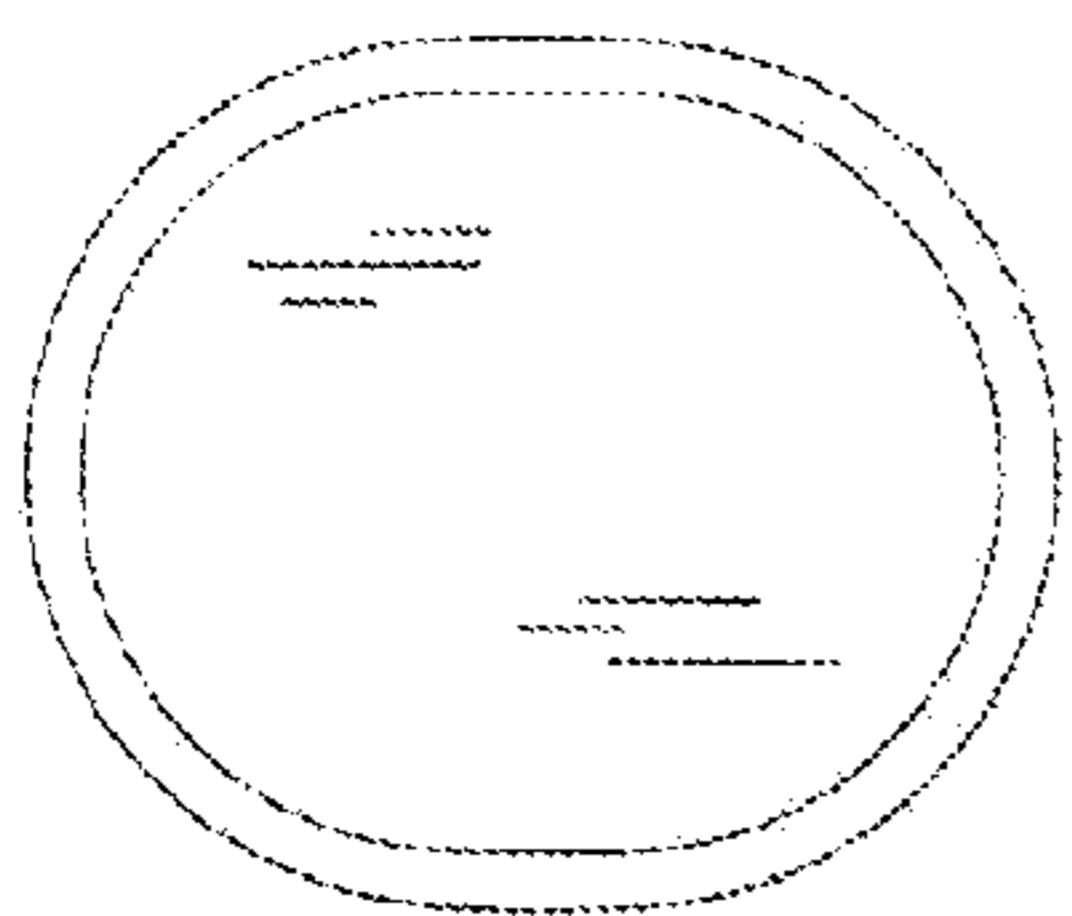


FIG. 7