



US00D569711S

(12) **United States Design Patent**
Young, IV

(10) **Patent No.:** **US D569,711 S**

(45) **Date of Patent:** **** May 27, 2008**

(54) **CABLE MANAGEMENT APPARATUS**

(75) Inventor: **James A. Young, IV**, Everett, WA (US)

(73) Assignee: **Slam Brands, Inc.**, Redmond, WA (US)

(**) Term: **14 Years**

(21) Appl. No.: **29/296,331**

(22) Filed: **Oct. 18, 2007**

(51) **LOC (8) Cl.** **08-05**

(52) **U.S. Cl.** **D8/358; D13/154**

(58) **Field of Classification Search** D13/133,
D13/154, 156, 157, 184, 137.4; D8/358,
D8/359; 174/66; 439/4, 134, 149, 501,
439/521, 528; 242/400.1, 608.6

See application file for complete search history.

(56) **References Cited**

U.S. PATENT DOCUMENTS

2,438,143	A *	3/1948	Brown	174/66
3,290,453	A *	12/1966	Jensen	242/400.1
3,689,868	A *	9/1972	Snyder	242/400.1
D372,188	S *	7/1996	Van Dyke	D8/358
D410,631	S *	6/1999	Foster	D13/156
D544,338	S *	6/2007	Christensen et al.	D8/358
D561,566	S *	2/2008	Perez Delgado	D8/358

* cited by examiner

Primary Examiner—Brian N Vinson

(74) *Attorney, Agent, or Firm*—Amin, Turocy & Calvin, LLP; Thomas E. Wilson

(57) **CLAIM**

The ornamental design for a cable management apparatus, as shown and described.

DESCRIPTION

FIG. 1 is a perspective view of a design for a cable management apparatus;

FIG. 2 is a first side view of the design for the cable management apparatus shown in FIG. 1;

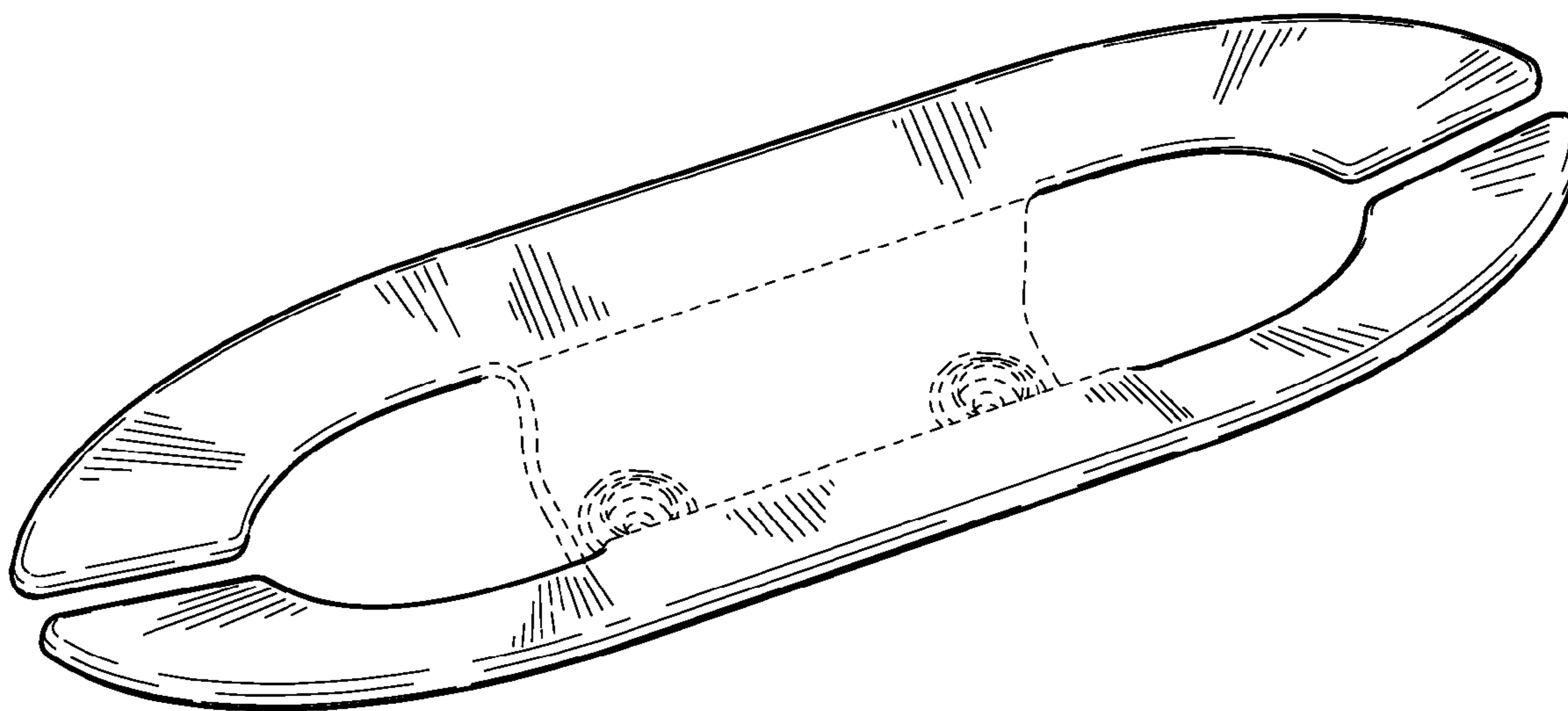
FIG. 3 is a second side view of the design for the cable management apparatus shown in FIG. 1;

FIG. 4 is a front view of the design for the cable management apparatus shown in FIG. 1; and,

FIG. 5 is a back view of the design for the cable management apparatus shown in FIG. 1.

The dashed lines in the drawings are shown for environmental purposes and form no part of the claimed design.

1 Claim, 2 Drawing Sheets



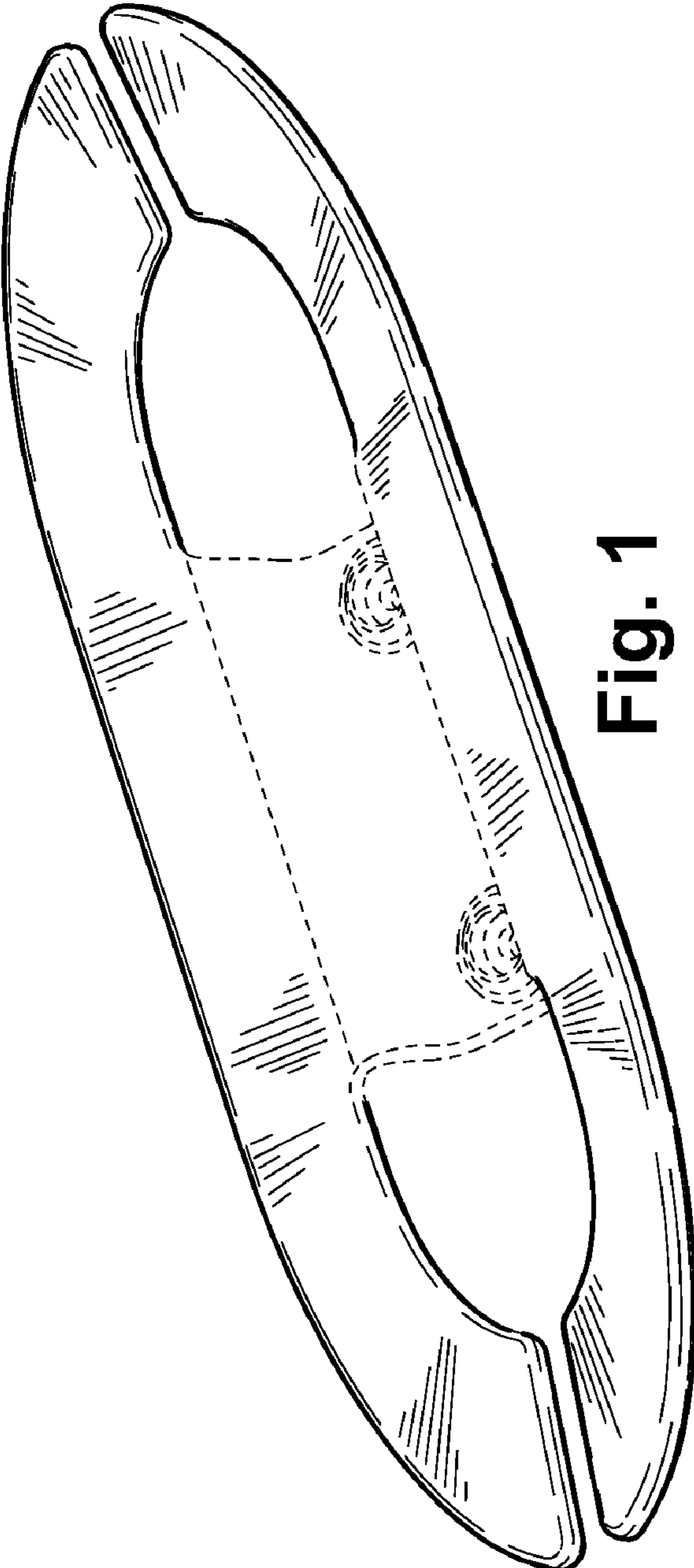


Fig. 1

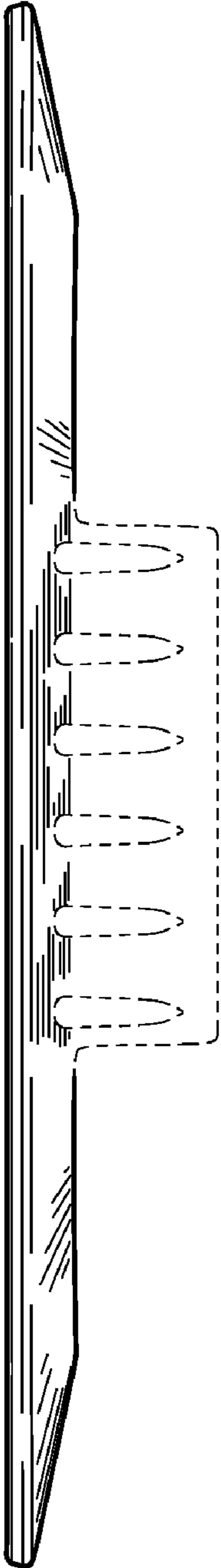


Fig. 2

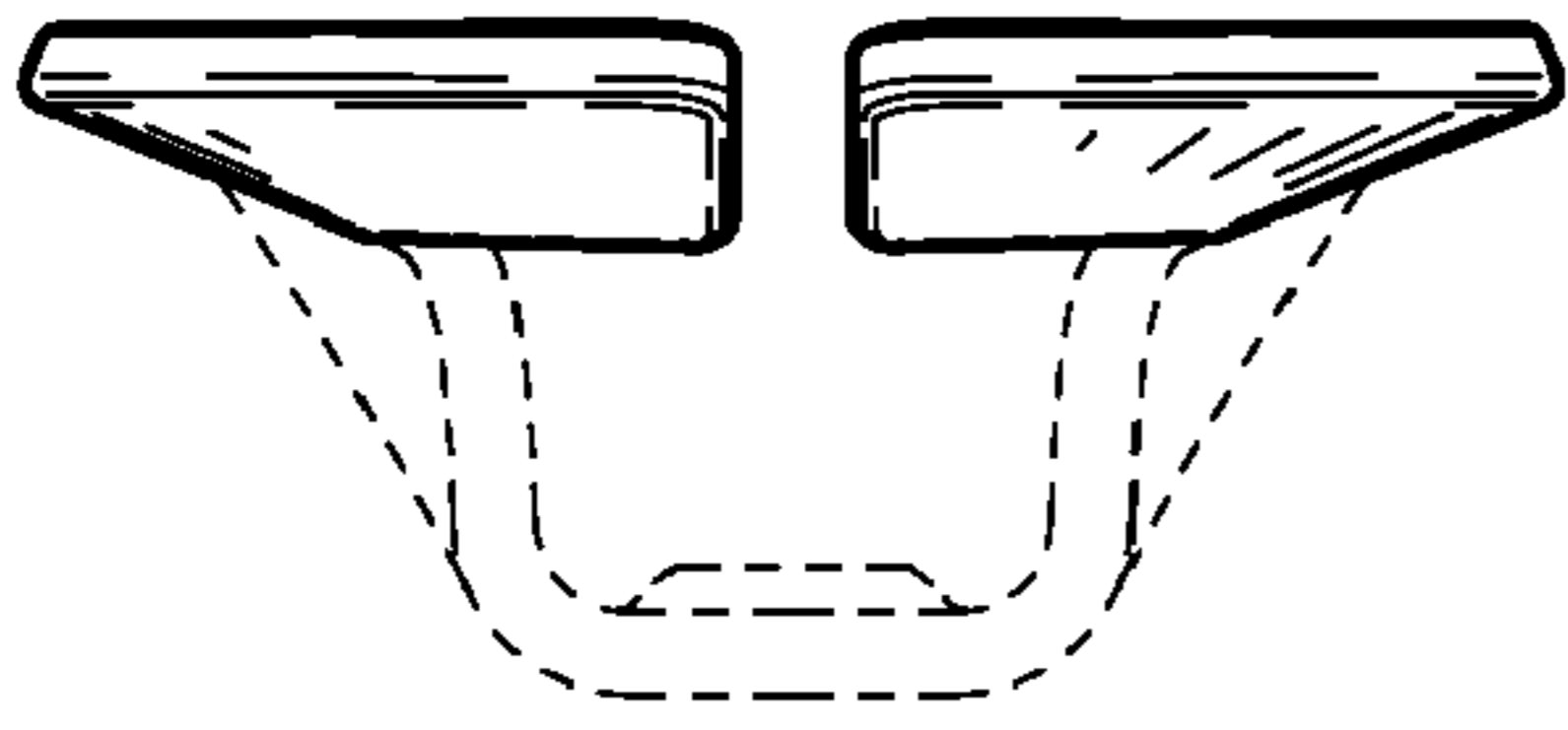


Fig. 5

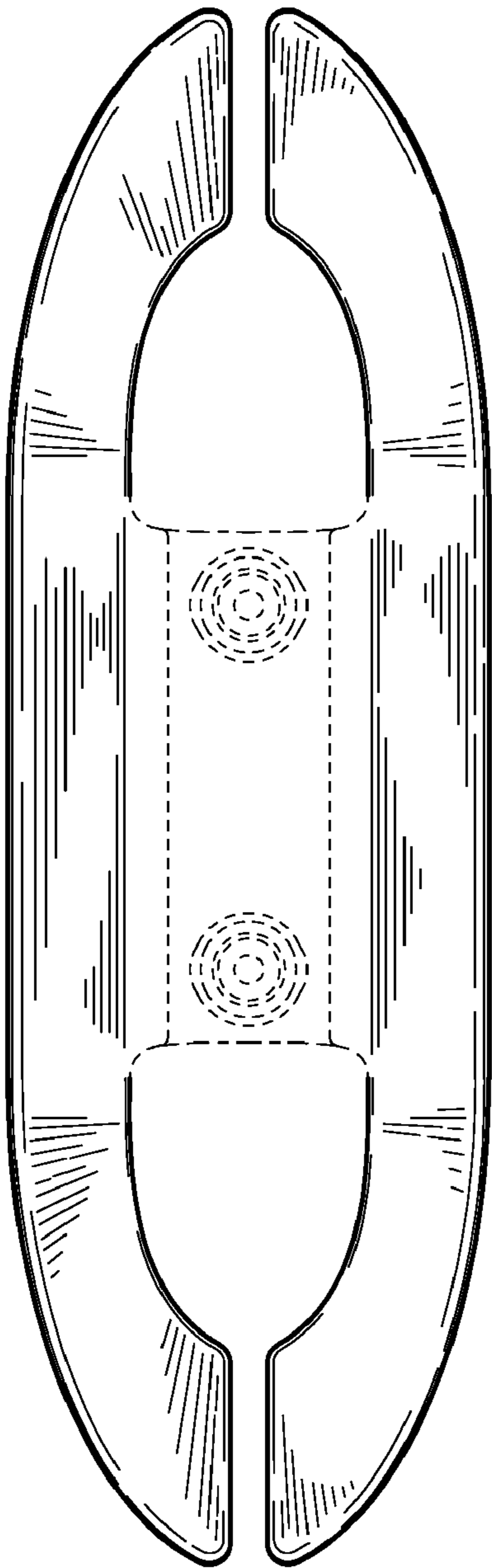


Fig. 3

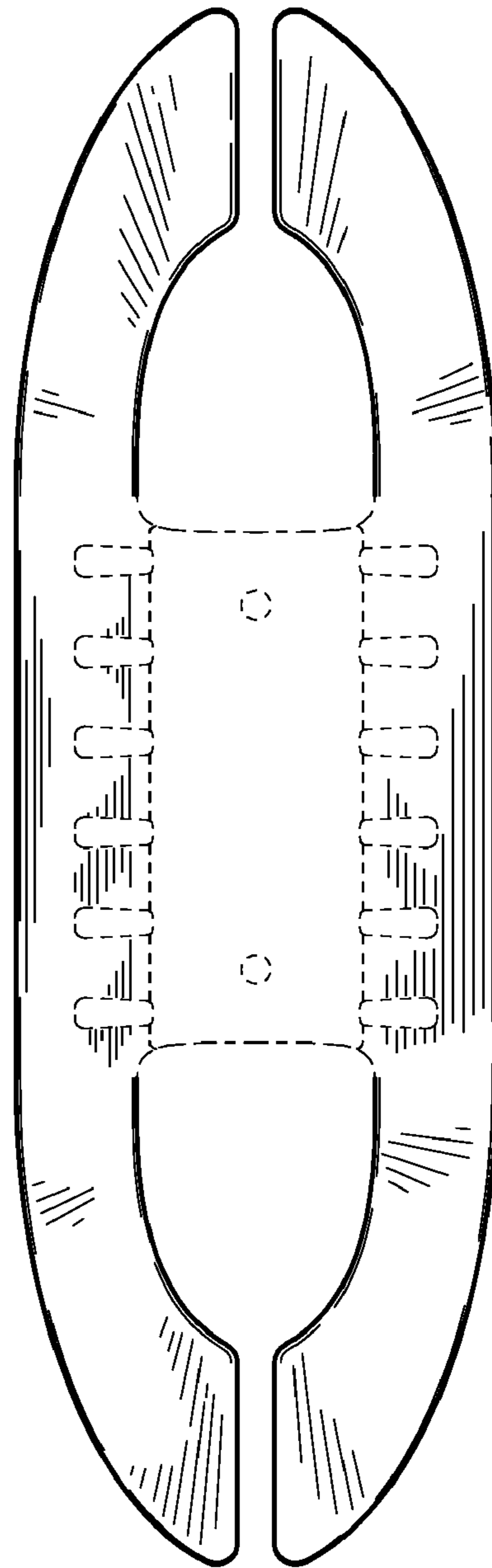


Fig. 4