

US00D569696S

(12) **United States Design Patent**
Lindsay et al.

(10) **Patent No.:** **US D569,696 S**

(45) **Date of Patent:** **** May 27, 2008**

(54) **HAND HELD PLUGGER**

(76) Inventors: **Matthew R. Lindsay**, 1355 Dock Sams Rd., King, NC (US) 27021; **Robert Lindsay, III**, 1355 Dock Sams Rd., King, NC (US) 27021

D309,242 S * 7/1990 Laslo D8/6
5,088,562 A * 2/1992 Shields 172/22
5,351,635 A 10/1994 Hulicsko
D365,504 S * 12/1995 Hawkins D8/7
D423,889 S * 5/2000 Heffner D8/1
D537,686 S * 3/2007 Yates D8/7

(**) Term: **14 Years**

* cited by examiner

(21) Appl. No.: **29/262,922**

Primary Examiner—Holly H. Baynham
Assistant Examiner—Sheryl Friedman

(22) Filed: **Jul. 13, 2006**

(74) *Attorney, Agent, or Firm*—Raymond M. Galasso;
Galasso & Associates, LP

(51) **LOC (8) Cl.** **08-01**

(52) **U.S. Cl.** **D8/1**

(58) **Field of Classification Search** D8/12,
D8/7, 1; 294/49, 55.5, 50.6, 50.7, 50.9; 172/19–21
See application file for complete search history.

(57) **CLAIM**

The ornamental design for a hand held plugger, as shown.

(56) **References Cited**

DESCRIPTION

U.S. PATENT DOCUMENTS

1,039,012 A * 9/1912 Behrendt et al. 294/50.5
2,680,643 A * 6/1954 Cravotta 294/50.6
3,602,542 A * 8/1971 Disston, Jr. 294/50.7
4,029,235 A 6/1977 Grataloup
4,145,980 A 3/1979 Boots
D302,512 S * 8/1989 Slayton D8/7

FIG. 1 is a perspective view of the hand held plugger, as disclosed herein;

FIG. 2 is a top view thereof; and,

FIG. 3 is a cross sectional view taken along line 3—3 in FIG. 2.

1 Claim, 3 Drawing Sheets

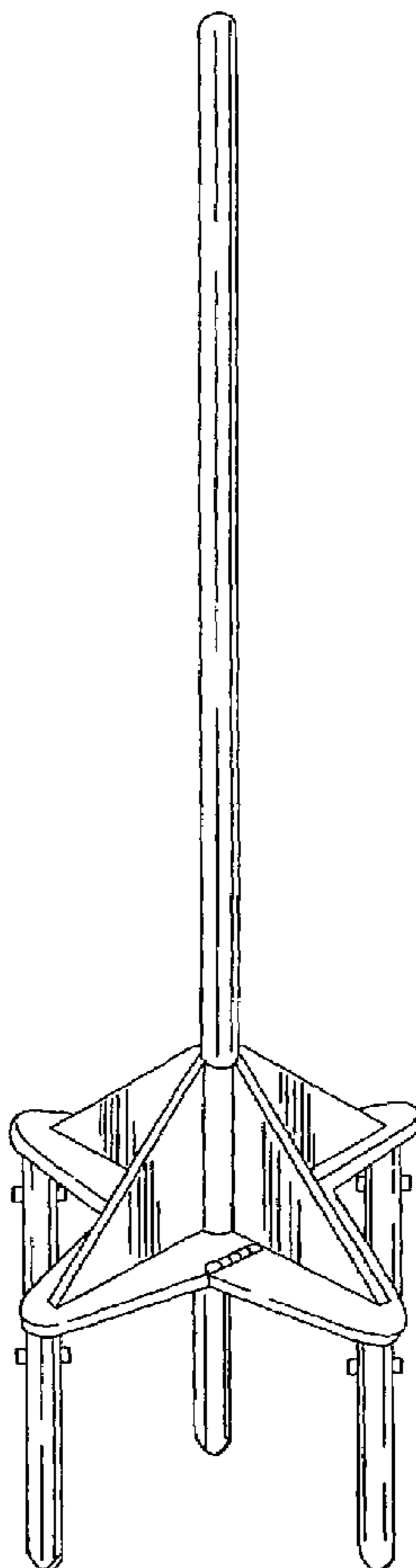


FIG. 1

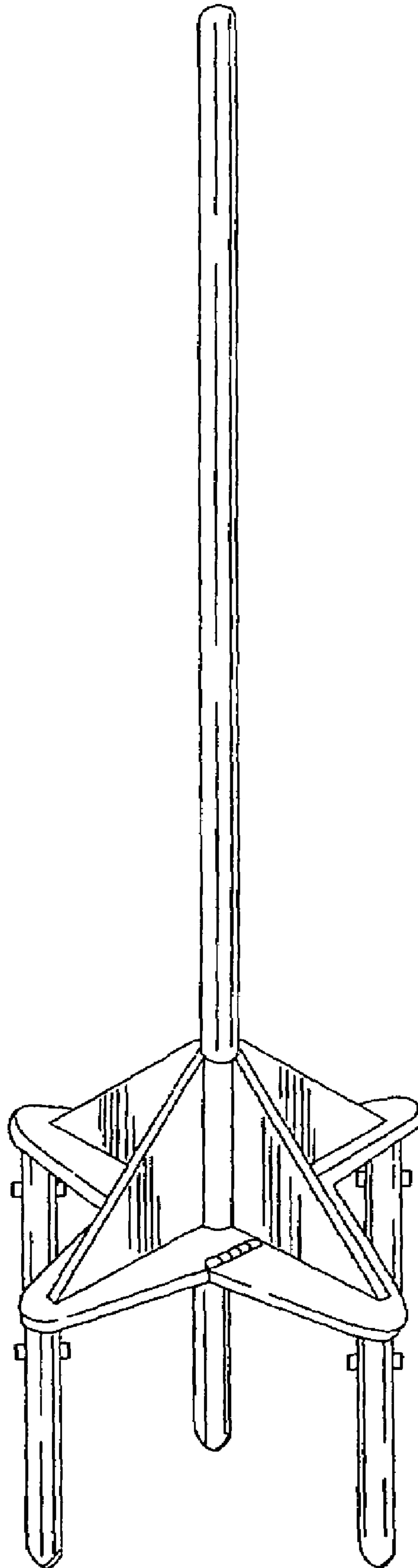


FIG. 2

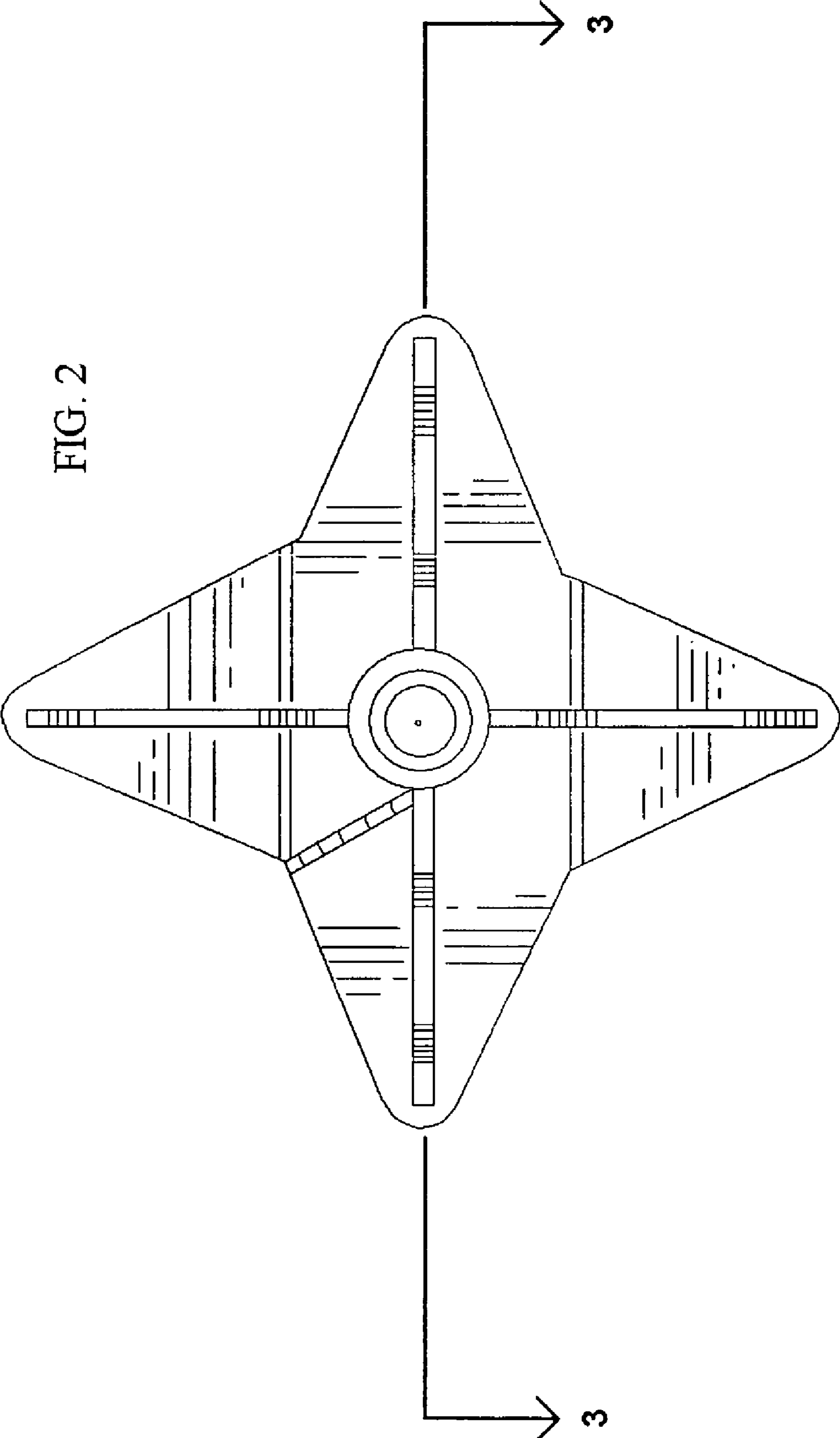


FIG. 3

