



US00D569682S

(12) **United States Design Patent**  
**Prakasa**

(10) **Patent No.:** **US D569,682 S**

(45) **Date of Patent:** **\*\* May 27, 2008**

(54) **COOKWARE HANDLE**

(75) Inventor: **Alim Prakasa**, Surabaya (ID)

(73) Assignee: **P.T. Maspion**, Surabaya (ID)

(\*\*) Term: **14 Years**

(21) Appl. No.: **29/283,068**

(22) Filed: **Aug. 6, 2007**

(51) **LOC (8) Cl.** ..... **07-02**

(52) **U.S. Cl.** ..... **D7/393**

(58) **Field of Classification Search** ..... D7/354-357,  
D7/359-361, 393, 395; D8/107, 307, 300;  
16/430, 431, 110.1, 407; 220/573.1-573.5,  
220/752, 753, 755-757, 759

See application file for complete search history.

(56) **References Cited**

**U.S. PATENT DOCUMENTS**

D407,600 S *	4/1999	LoGiudice	.....	D7/395
D426,107 S *	6/2000	Cheng	.....	D7/393
D429,950 S *	8/2000	Yu et al.	.....	D7/395
D433,278 S *	11/2000	LoGiudice	.....	D7/395
D439,108 S *	3/2001	LoGiudice	.....	D7/395
D444,347 S *	7/2001	LoGiudice	.....	D7/395
D468,583 S *	1/2003	Kerulis	.....	D7/395
D494,412 S *	8/2004	Prakasa	.....	D7/395
D497,771 S *	11/2004	Thomkins	.....	D7/395
D503,585 S *	4/2005	Tetreault et al.	.....	D7/395
D531,852 S *	11/2006	Bham	.....	D7/393

\* cited by examiner

*Primary Examiner*—Holly H. Baynham

*Assistant Examiner*—Cynthia M. Chin

(74) *Attorney, Agent, or Firm*—Banner & Witcoff, Ltd.

(57) **CLAIM**

The ornamental design for a cookware handle, as shown and described.

**DESCRIPTION**

FIG. 1 is a right side perspective view showing my new design of a handle for cookware;

FIG. 2 is a front view thereof;

FIG. 3 is a right side view thereof, the left side being a mirror image thereof;

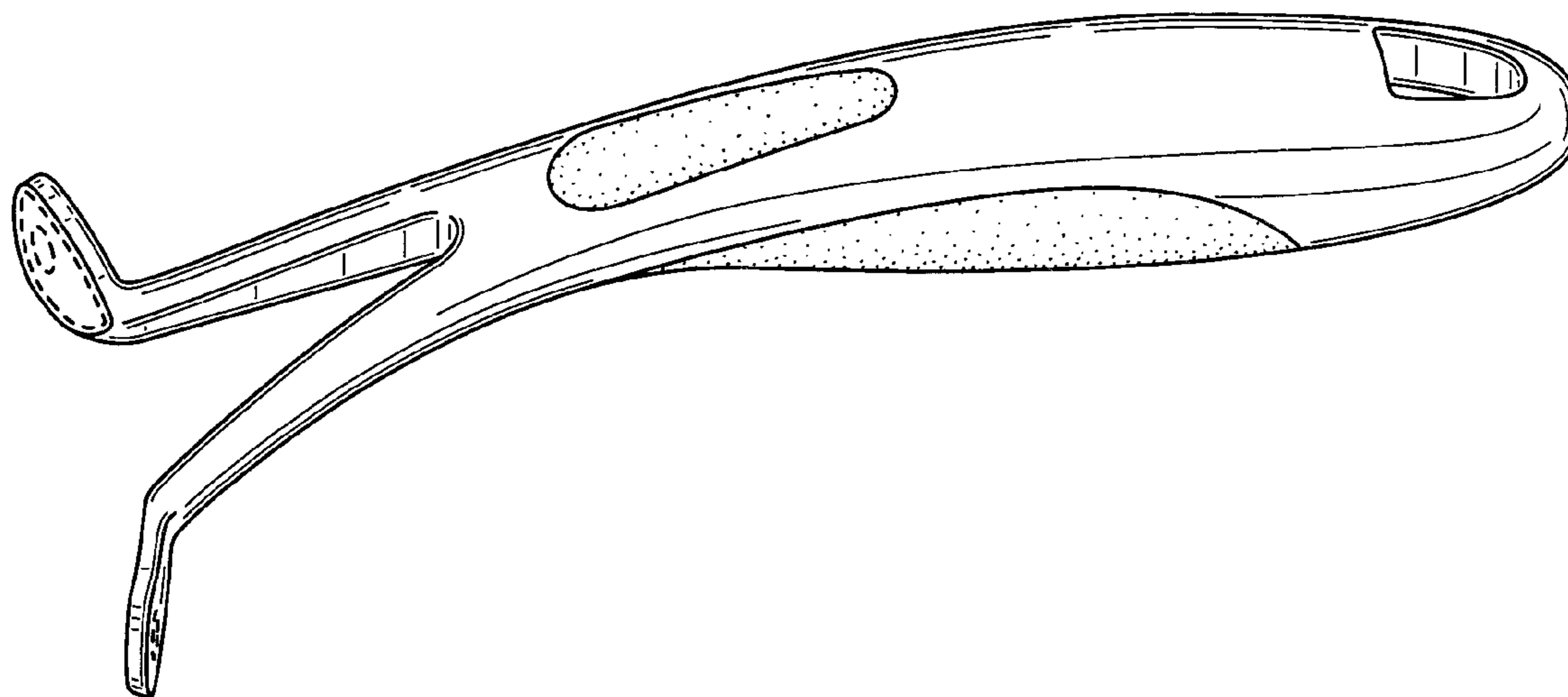
FIG. 4 is a top view thereof;

FIG. 5 is a bottom view thereof; and,

FIG. 6 is a right side perspective view showing my new design of the handle on cookware.

The broken line showing immediately adjacent to the shaded area represents an unclaimed boundary of the design. The remaining broken line showing, including the broken line showing of cookware in FIG. 6, is for illustrative purposes only and forms no part of the claimed design. The different shading techniques used in the figures depict a contrast of appearance only and do not represent a particular color, material, or texture.

**1 Claim, 3 Drawing Sheets**



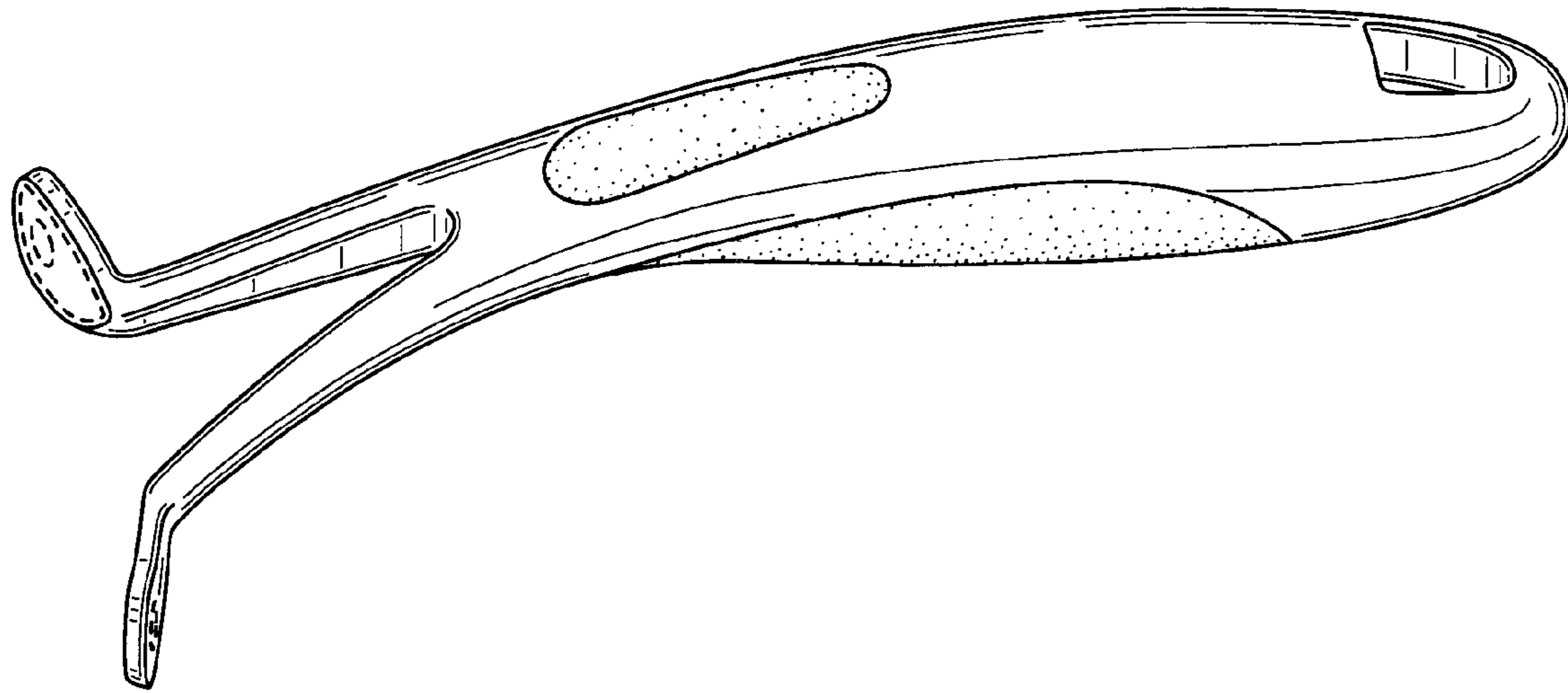


FIG. 1

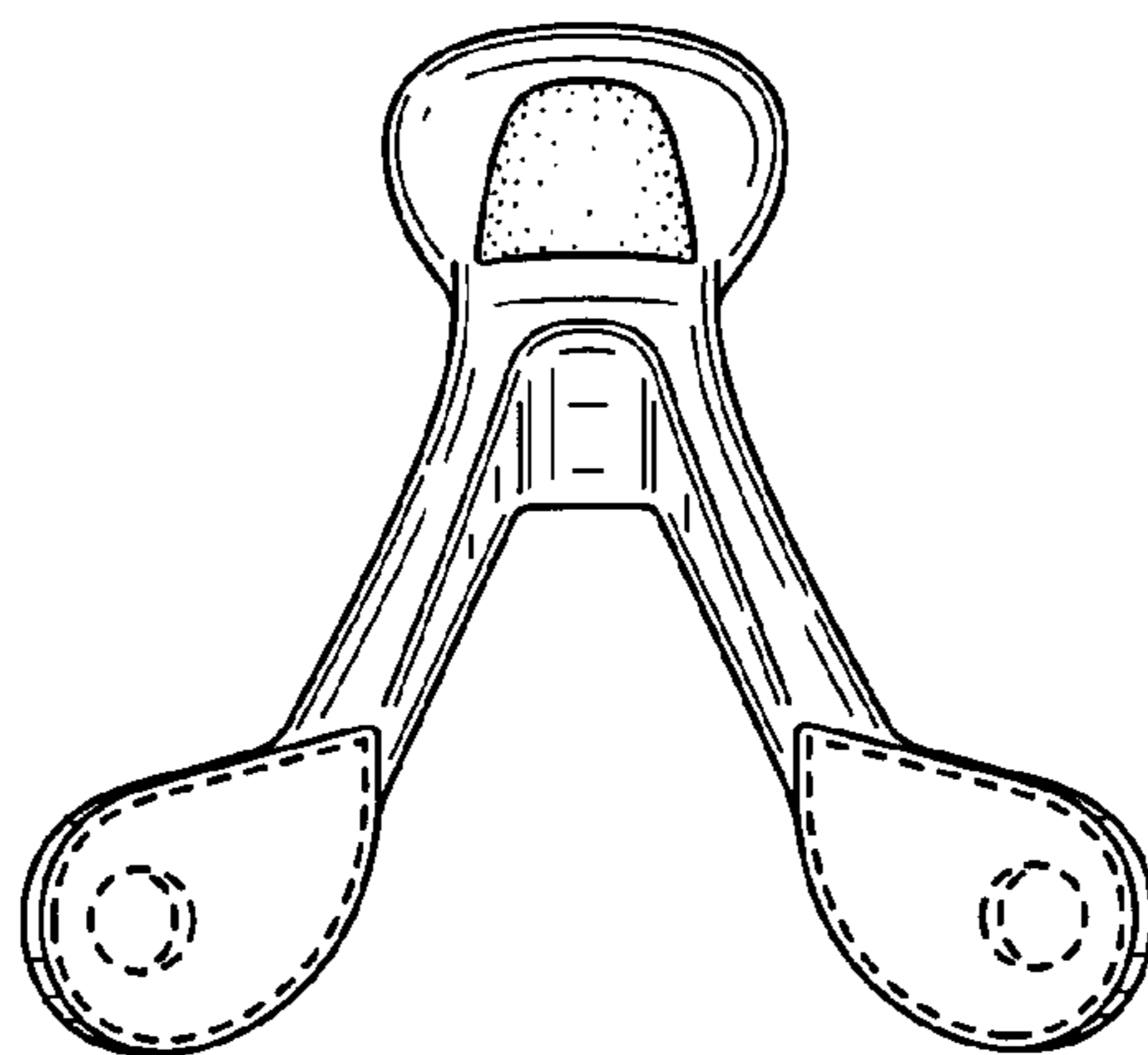


FIG. 2

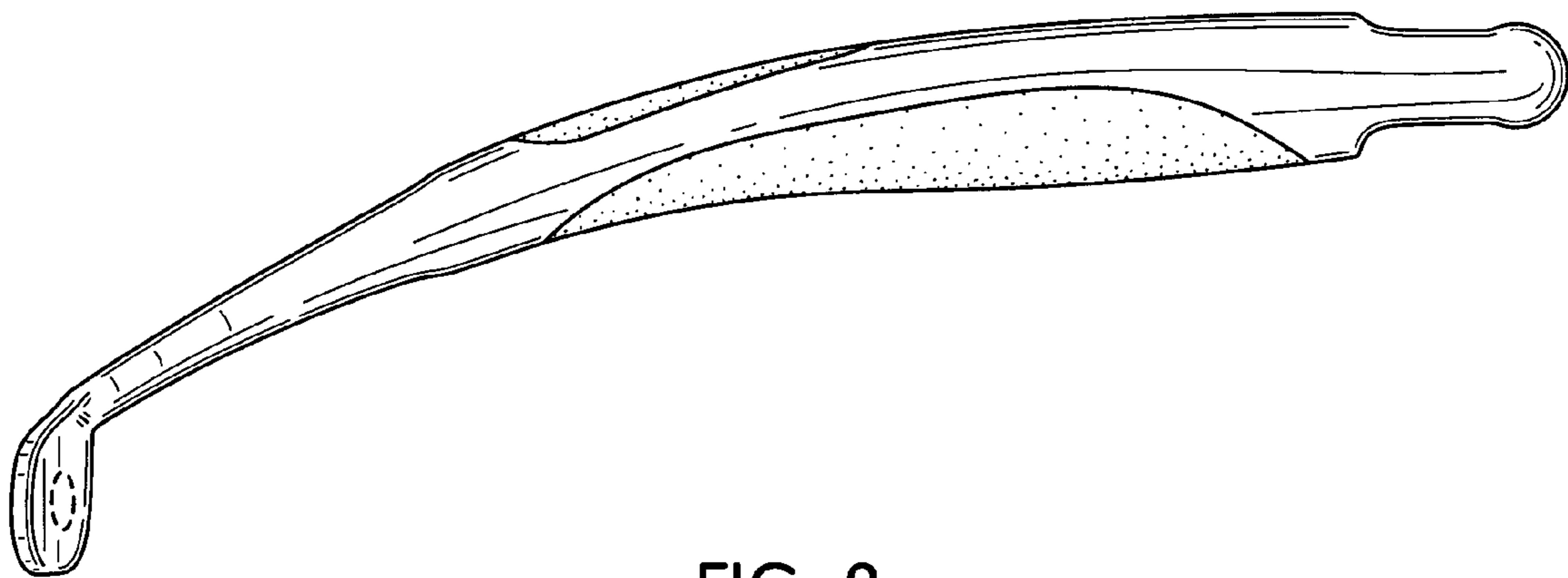


FIG. 3

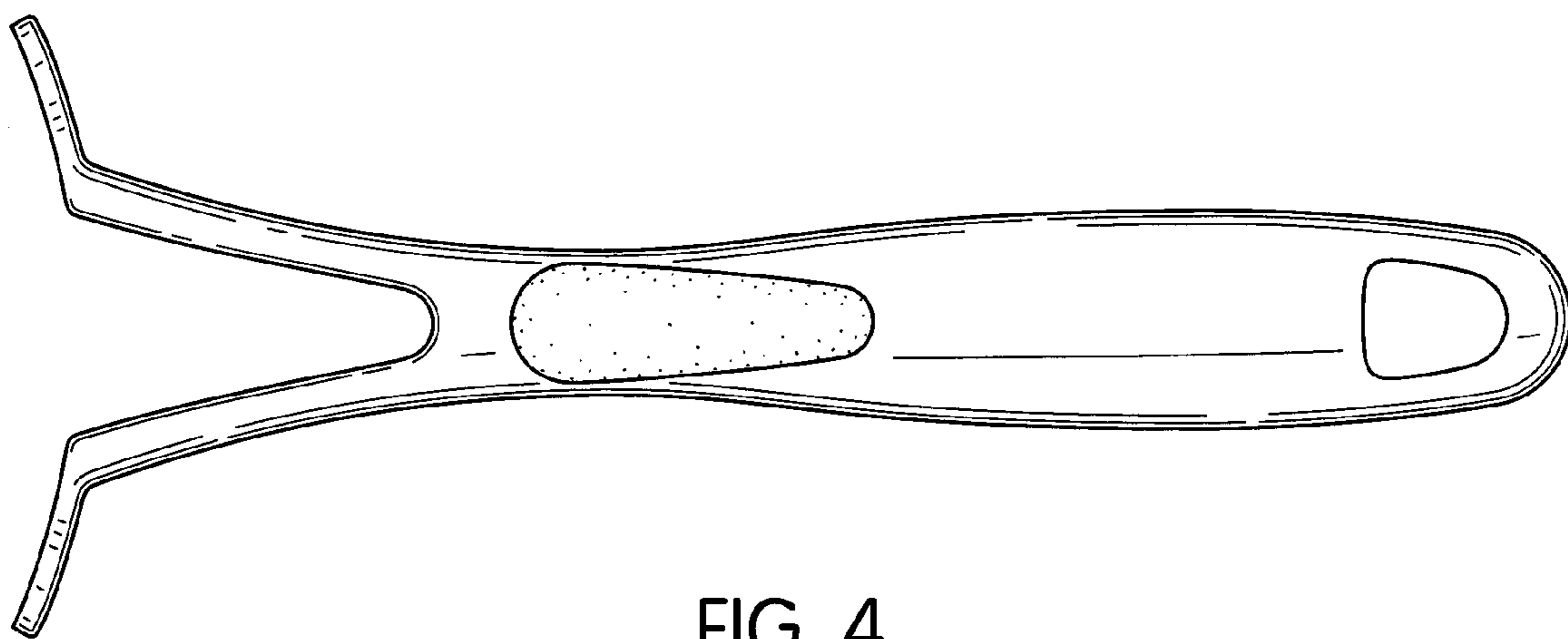


FIG. 4

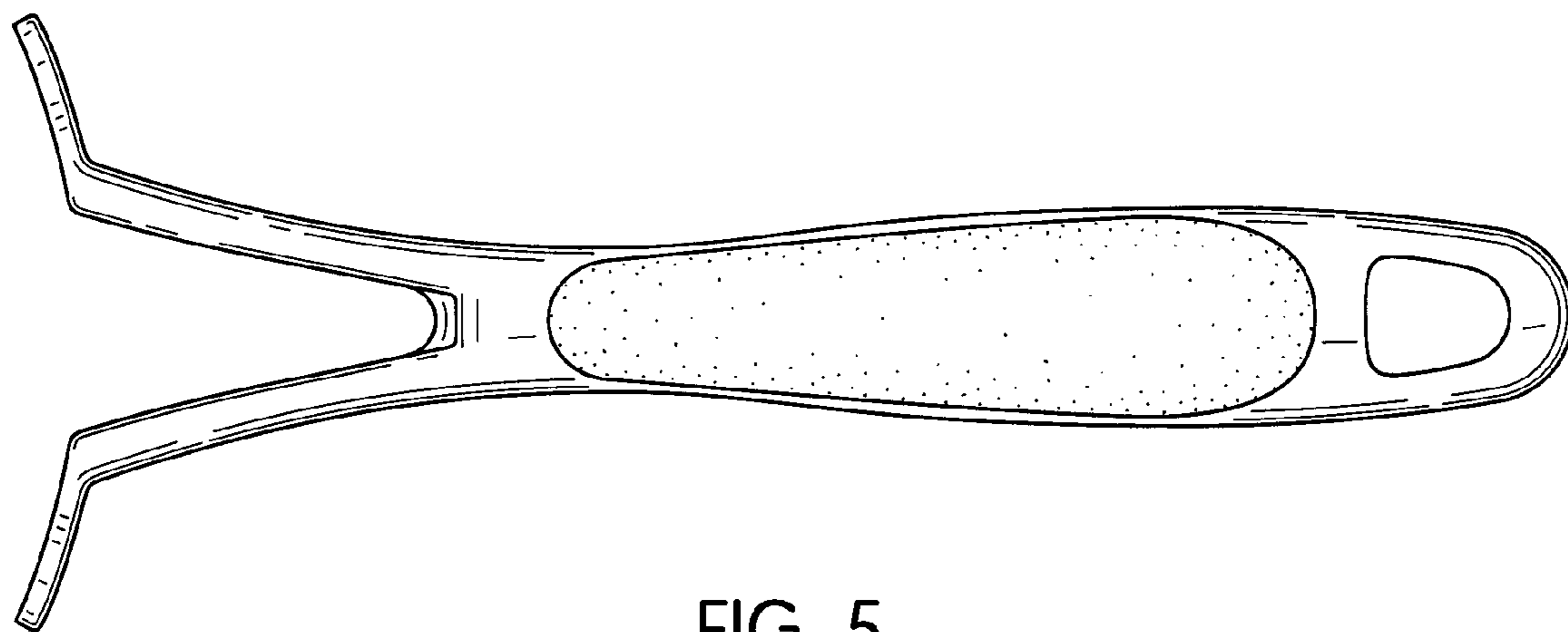


FIG. 5

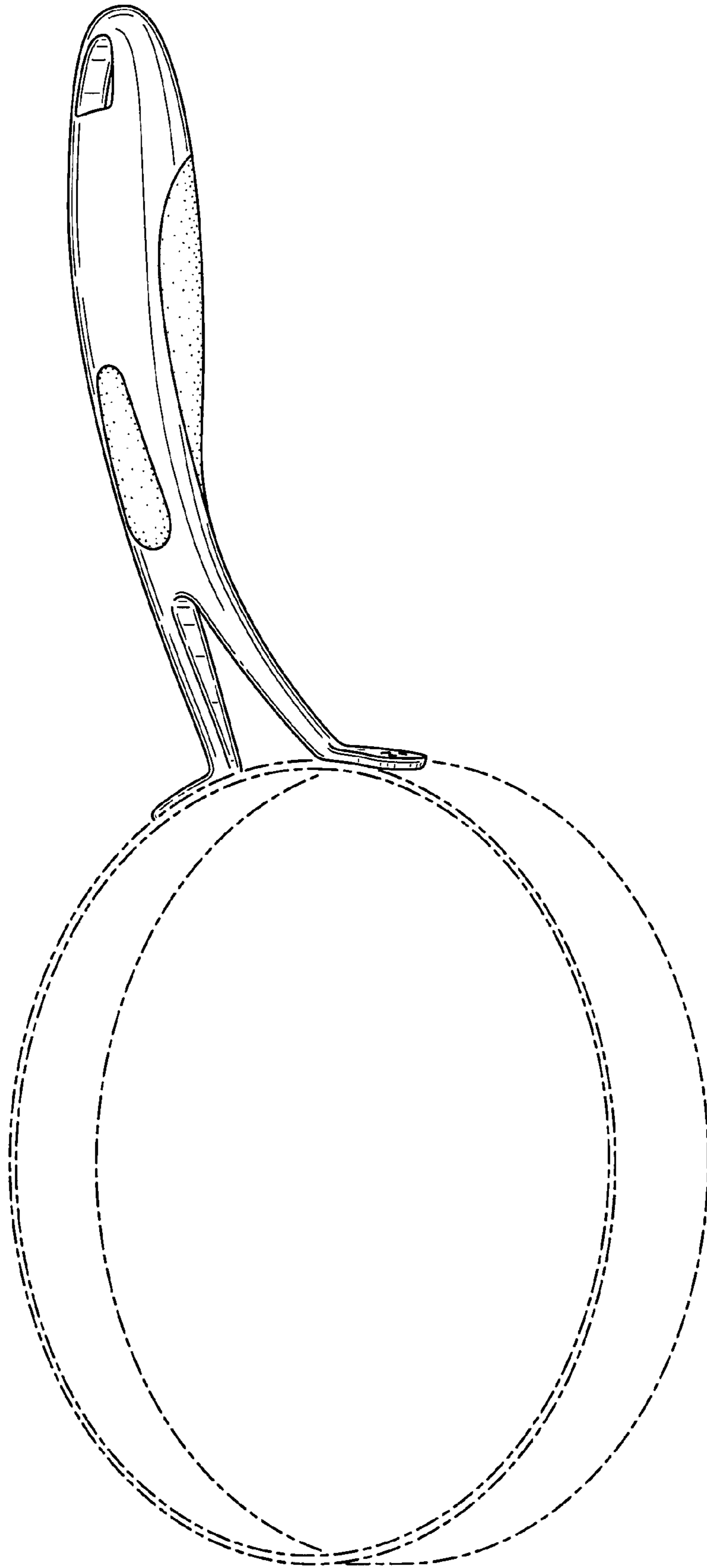


FIG. 6