



US00D569674S

(12) **United States Design Patent**
Okura et al.

(10) **Patent No.: US D569,674 S**

(45) **Date of Patent: ** May 27, 2008**

(54) **DISC CASE**

(75) Inventors: **Ryo Okura**, Tokyo (JP); **Naoya Sueda**, Tokyo (JP)

(73) Assignee: **Sony Corporation**, Tokyo (JP)

(**) Term: **14 Years**

(21) Appl. No.: **29/263,137**

(22) Filed: **Jul. 18, 2006**

(30) **Foreign Application Priority Data**

Mar. 14, 2006 (JP) 2006-006361

(51) **LOC (8) Cl.** **06-01**

(52) **U.S. Cl.** **D6/632**

(58) **Field of Classification Search** D6/407,
D6/626-635; D3/273, 294, 295, 299-301,
D3/303; 206/209, 310-313, 751; 211/40,
211/41.1, 41.12

See application file for complete search history.

(56) **References Cited**

U.S. PATENT DOCUMENTS

D324,609 S	3/1992	Yasuhara et al.	
D385,786 S *	11/1997	Veaser	D9/432
D392,500 S *	3/1998	McEwan	D6/634
D481,251 S *	10/2003	Yau	D6/632
D508,813 S *	8/2005	Sankey et al.	D6/632
D525,069 S *	7/2006	Farrar et al.	D6/632
D546,109 S *	7/2007	Doyle	D6/627

OTHER PUBLICATIONS

Web page "Magic Box" <http://www.rakuten.co.jp/shigotonin/481117/478980/473413/>, 3 sheets, Rakuten (Mar. 2006).

* cited by examiner

Primary Examiner—Charles A. Rademaker

Assistant Examiner—Charles D Hanson

(74) *Attorney, Agent, or Firm*—Rader, Fishman & Grauer, PLLC

(57) **CLAIM**

The ornamental design for a disc case, as shown.

DESCRIPTION

FIG. 1 is a perspective view of a disc case showing our new design;

FIG. 2 is a front elevational view thereof;

FIG. 3 is a rear elevational view thereof;

FIG. 4 is a left side elevational view thereof;

FIG. 5 is a right side elevational view thereof;

FIG. 6 is a top plan view thereof;

FIG. 7 is a perspective view of the design of FIG. 1 in an opened condition;

FIG. 8 is a perspective view of another embodiment of a disc case showing our new design;

FIG. 9 is a front elevational view thereof;

FIG. 10 is a rear elevational view thereof;

FIG. 11 is a left side elevational view thereof;

FIG. 12 is a right side elevational view thereof;

FIG. 13 is a top plan view thereof; and,

FIG. 14 is a bottom plan view thereof.

1 Claim, 14 Drawing Sheets

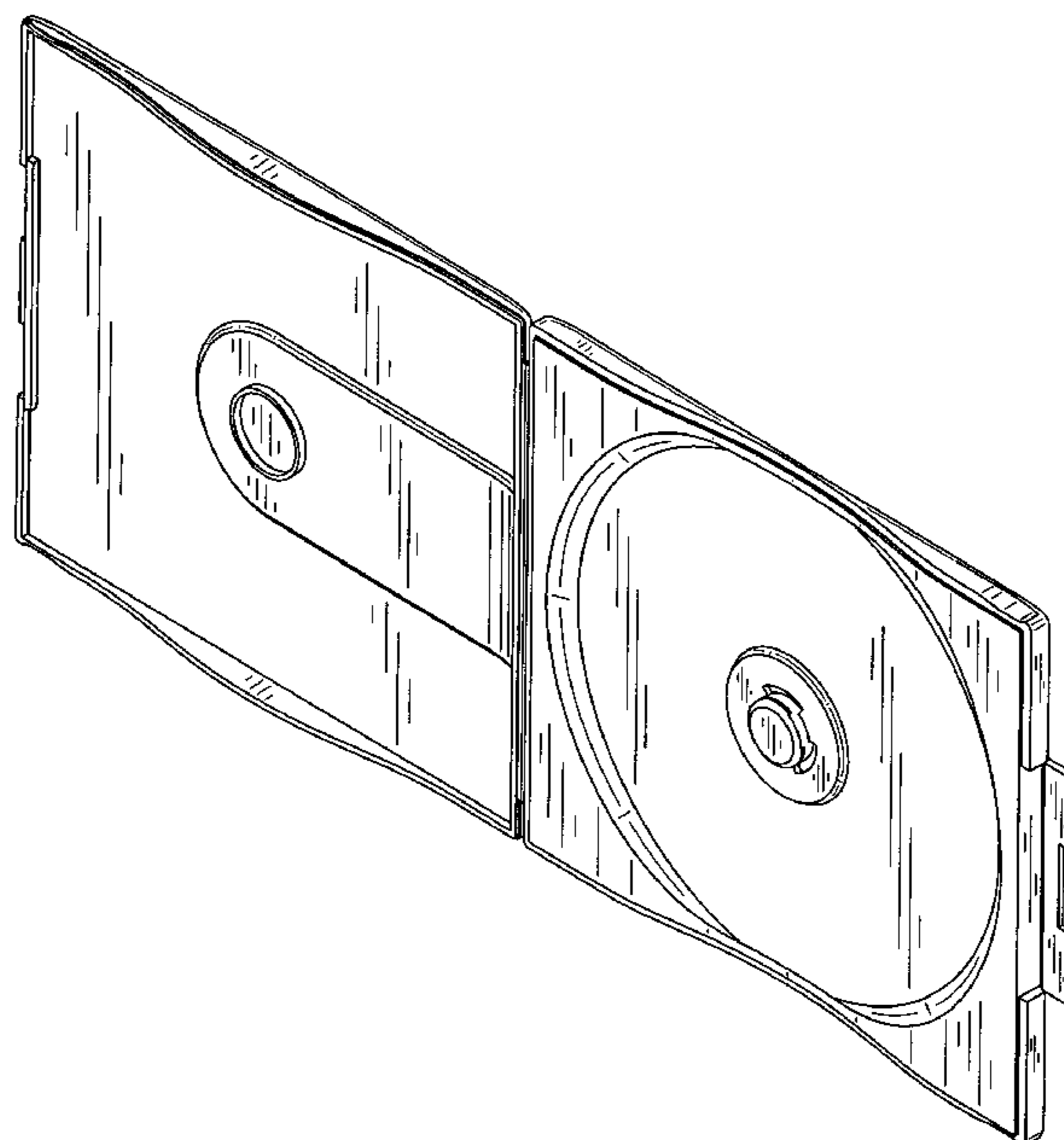


Fig. 1




Fig.2

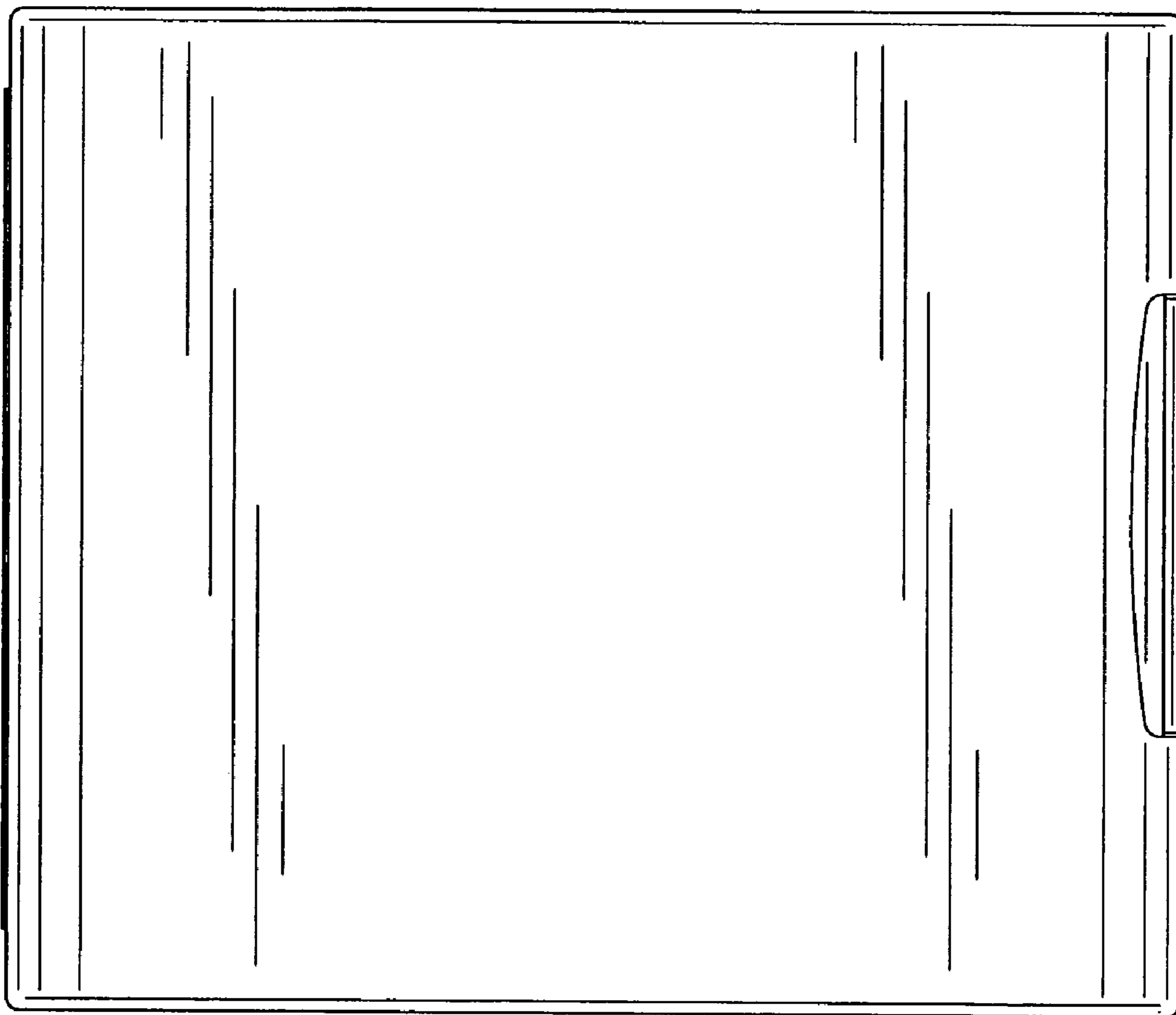


Fig.3

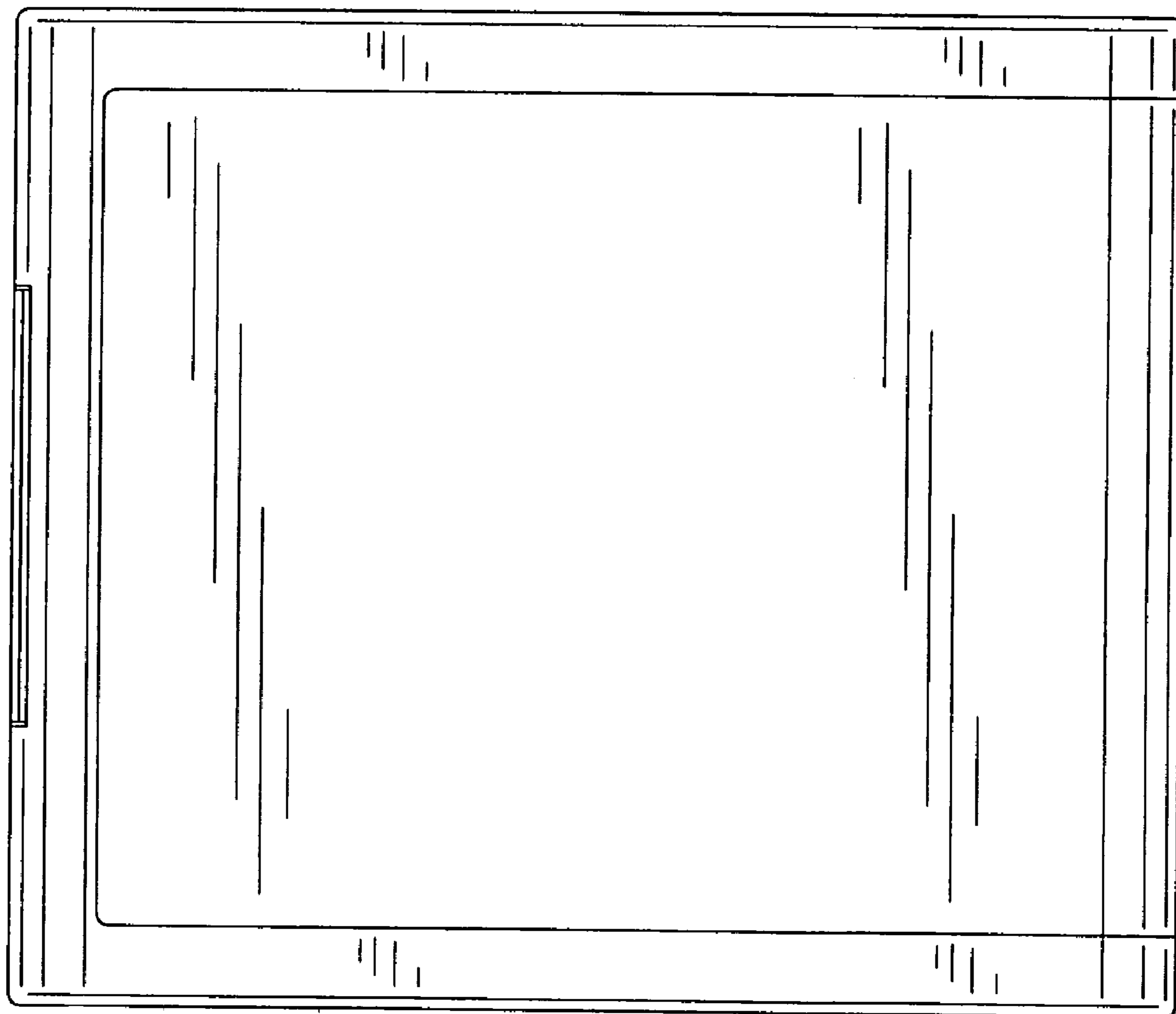


Fig. 4




Fig.5



Fig.6

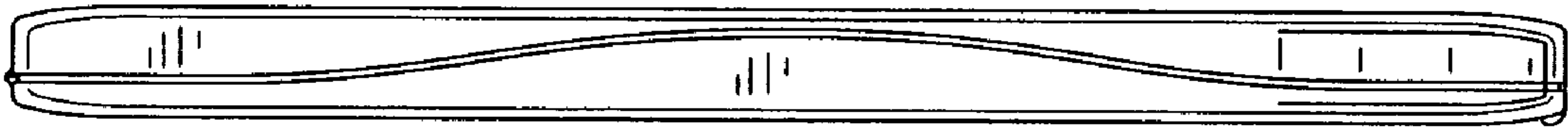


Fig.7





Fig. 8






Fig.9

Fig. 10




Fig. 11



Fig.12



Fig. 13



Fig. 14

