

US00D569660S

(12) **United States Design Patent** (10) **Patent No.:** **US D569,660 S**
Schmitt (45) **Date of Patent:** **** May 27, 2008**

(54) **TABLE** D448,213 S 9/2001 O'Hare et al.
D448,951 S 10/2001 O'Hare et al.
(75) Inventor: **Jack Schmitt**, San Juan Capistrano, CA D448,952 S 10/2001 O'Hare et al.
(US) D449,186 S 10/2001 O'Hare et al.
(73) Assignee: **Amini Innovation Corporation**, Pico 6,363,866 B1 4/2002 Schwartz
Rivera, CA (US) D457,357 S 5/2002 Vaaler
D457,759 S 5/2002 O'Hare et al.

(**) Term: **14 Years** (Continued)

(21) Appl. No.: **29/271,845**

(22) Filed: **Jan. 26, 2007**

(51) **LOC (8) Cl.** **06-03**

(52) **U.S. Cl.** **D6/480**

(58) **Field of Classification Search** D6/480-489,
D6/495-499, 511, 450, 451, 429-431; 108/150,
108/151, 153.1, 155, 156, 157.1, 161; 248/188,
248/188.1, 188.7, 188.8

See application file for complete search history.

(56) **References Cited**

U.S. PATENT DOCUMENTS

D64,386 S 4/1924 Arons
D78,457 S 5/1929 Ekvall
D161,212 S 12/1950 Scalera
D179,301 S 11/1956 Jones et al.
D182,911 S 5/1958 Lubberts et al.
4,878,439 A 11/1989 Samson
D323,086 S 1/1992 Arcese et al.
D328,990 S 9/1992 Kwiescinski
D344,421 S 2/1994 Keller
D346,713 S 5/1994 Ferguson
D350,446 S 9/1994 Sauvage
D375,217 S 11/1996 Rehmert
D380,315 S 7/1997 Bergelin
D388,980 S 1/1998 Mohundro
D393,964 S 5/1998 Bergelin
D412,632 S 8/1999 Walters, III et al.
D423,255 S * 4/2000 O'Hare D6/484
D425,733 S 5/2000 O'Hare
D431,131 S 9/2000 Wistehuff, Sr.
D434,583 S 12/2000 Hutton
D445,607 S * 7/2001 O'Hare et al. D6/480

OTHER PUBLICATIONS

Ethan Allan Circular, Legacy Collection dining table, p. 5, 1996.
Furniture Today, p. 158, Oct. 19, 1998.
Furniture Today, AICO table; p. 15, Oct. 16, 2000.
Amini Innovation Corp. La Francaise Collection, #50000 Series,
Sep. 11, 2002, 2 pages.
Amini Innovation Corp. Torino Collection, #56000 Series, Apr. 18,
2002, 1 page.
Amini Innovation Corp. Excelsior Double Pedastal Table, Sep. 14,
2004, 1 page.

Primary Examiner—Janice E Seeger
(74) *Attorney, Agent, or Firm*—Cislo & Thomas, LLP

(57) **CLAIM**


The ornamental design for a table, as shown and described.

DESCRIPTION

FIG. 1 is a perspective view of my table;
FIG. 2 is a front elevational view thereof;
FIG. 3 is a left side view thereof;
FIG. 4 is a rear elevational view thereof;
FIG. 5 is a right side view thereof;
FIG. 6 is a top view thereof; and,
FIG. 7 is a front elevational detail of the top corner portion
of my table illustrating the ornamentation thereon in
enlarged detail.

The broken lines are for environmental purposes only and
form no part of the claimed design.

1 Claim, 7 Drawing Sheets



US D569,660 S

Page 2

U.S. PATENT DOCUMENTS

D460,881 S 7/2002 Stanton
D462,855 S 9/2002 McDaniel et al.
D464,828 S 10/2002 Vaaler
D470,342 S 2/2003 Vaaler
D473,077 S 4/2003 Berry, Jr. et al.

D478,747 S 8/2003 Warren et al.
D486,014 S 2/2004 Schmitt
D486,327 S 2/2004 Schmitt
D512,856 S 12/2005 Peterson et al.
D540,069 S * 4/2007 Schmitt D6/480

* cited by examiner

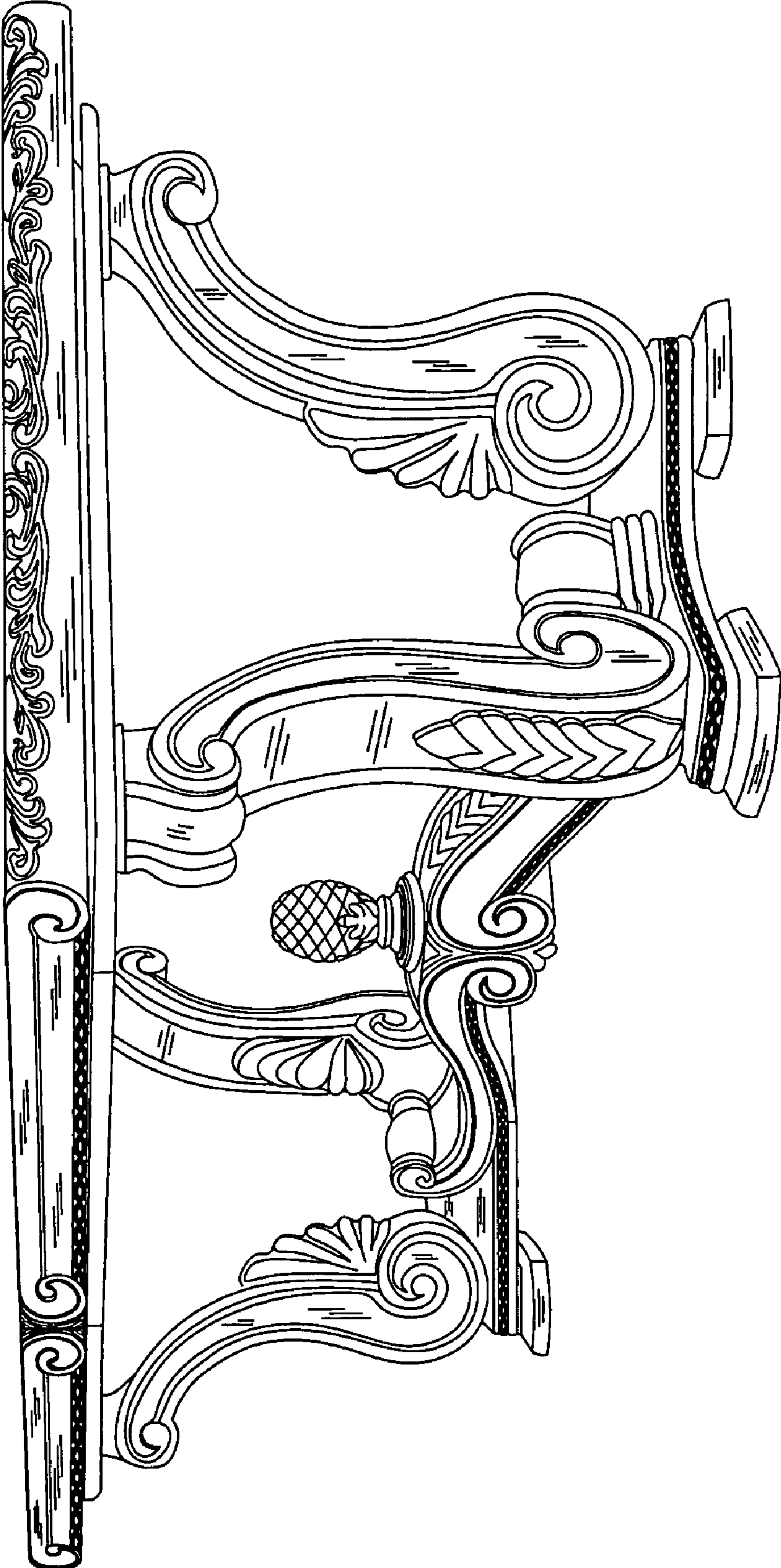


FIG. 1




FIG. 2




FIG. 3




FIG. 4




FIG. 5

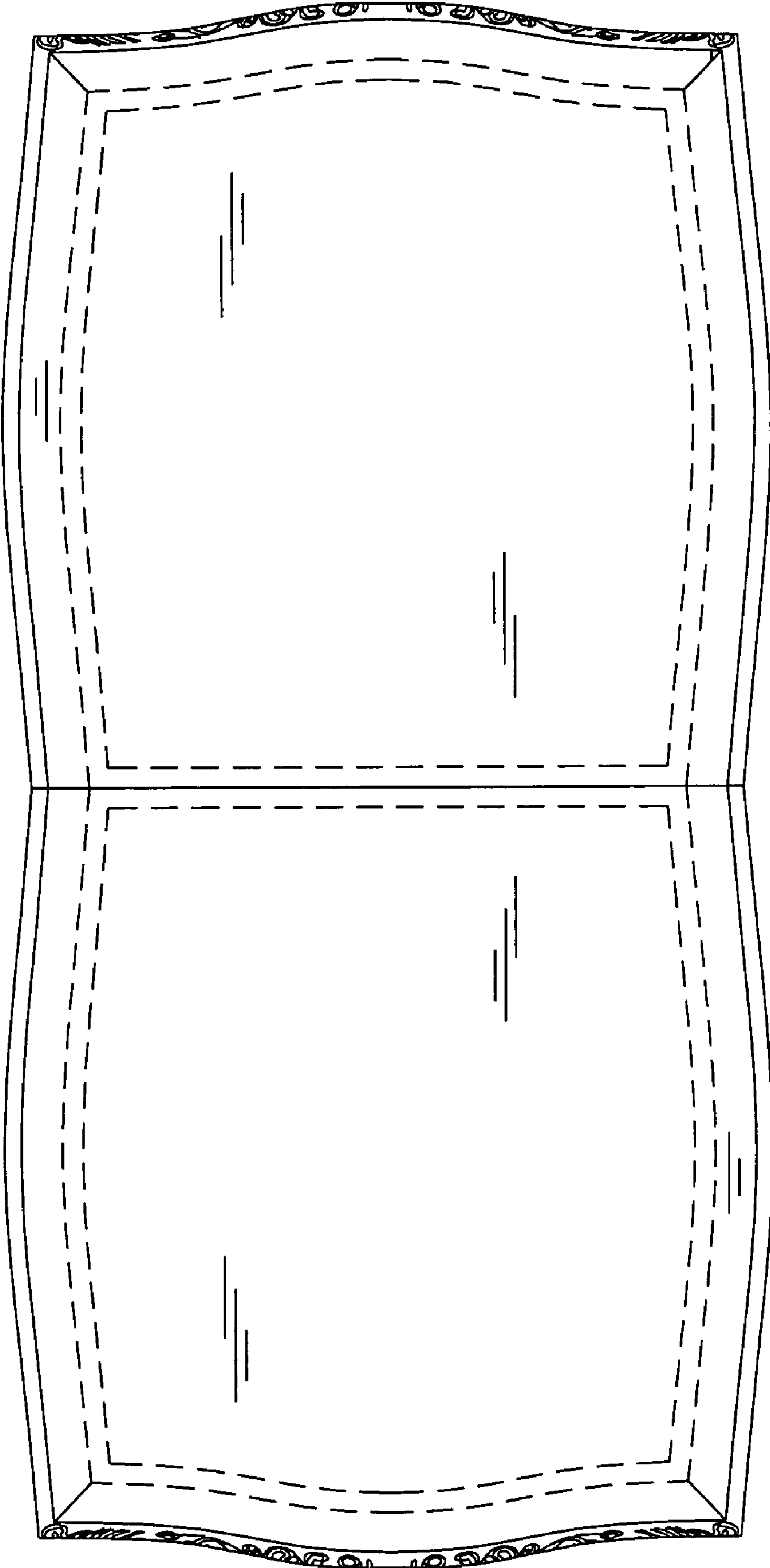


FIG. 6




FIG. 7