

US00D569647S

(12) **United States Design Patent**
Mezger

(10) **Patent No.:** **US D569,647 S**

(45) **Date of Patent:** **** May 27, 2008**

(54) **CHAIR**

(76) **Inventor:** **Wolfgang C. R. Mezger**, Olgastrasse
12, Goppingen (DE) 73033

(**) **Term:** **14 Years**

(21) **Appl. No.:** **29/292,739**

(22) **Filed:** **Oct. 25, 2007**

(51) **LOC (8) Cl.** **06-01**

(52) **U.S. Cl.** **D6/380; D6/374**

(58) **Field of Classification Search** D6/334-336,
D6/357, 366, 371-373, 374-376, 379, 380,
D6/500-502; 297/239, 440.21, 411.4, 411.41,
297/445.1, 448.1, 452.19, DIG. 2
See application file for complete search history.

(56) **References Cited**

U.S. PATENT DOCUMENTS

D172,988 S *	9/1954	Reed	D6/374
D220,950 S *	6/1971	Sideri	D6/372
D224,856 S *	10/1972	Charity	D6/372
D235,288 S *	6/1975	Sullivan	D6/357

D237,662 S *	11/1975	Subert	D6/334
D436,749 S *	1/2001	Arad	D6/374
D525,446 S *	7/2006	Farber	D6/375
D555,926 S *	11/2007	Williams et al.	D6/373
D559,002 S *	1/2008	Williams et al.	D6/380

* cited by examiner

Primary Examiner—Mimosa De

(74) *Attorney, Agent, or Firm*—Salter & Michaelson

(57) **CLAIM**

The ornamental design for a chair, as shown and described.

DESCRIPTION

FIG. 1 is a front isometric view of a chair showing my new design;

FIG. 2 is a rear isometric view thereof;

FIG. 3 is a top plan view thereof

FIG. 4 is a front elevational view thereof; and,

FIG. 5 is a side elevational view thereof, the opposite side being a mirror image thereof.

1 Claim, 3 Drawing Sheets






FIG. 1



FIG. 2




FIG. 3




FIG. 4

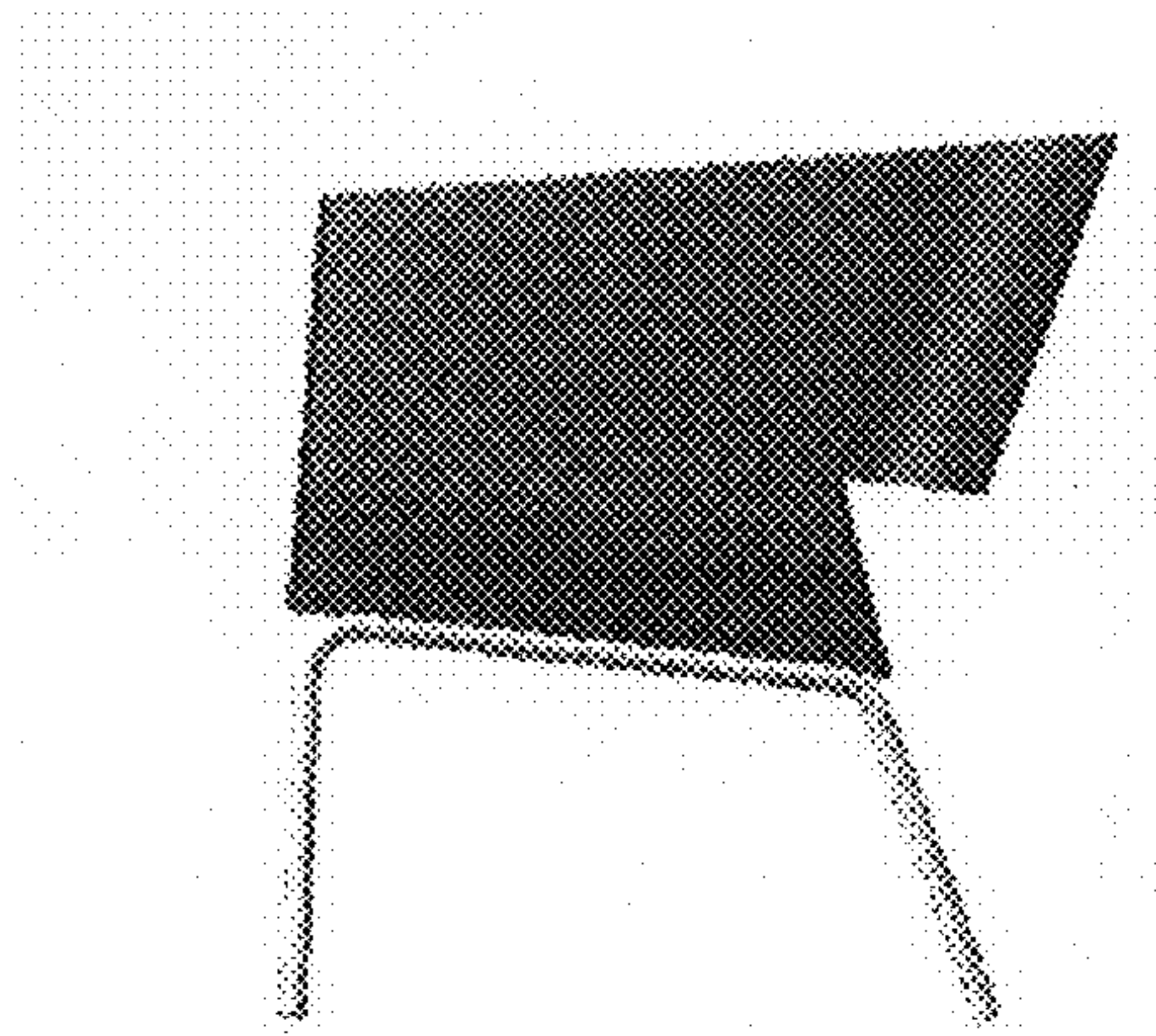


FIG. 5