



US00D569642S

(12) **United States Design Patent**
Camp, Jr. et al.

(10) **Patent No.:** **US D569,642 S**
(45) **Date of Patent:** **** May 27, 2008**

(54) **CHAIR**

(75) Inventors: **Jerry C. Camp, Jr.**, Birmingham, AL (US); **Rory Rehmert**, Birmingham, AL (US); **Jackie Hogan**, Cullman, AL (US); **Timothy M. LeRoy**, Birmingham, AL (US)

(73) Assignee: **Meadowcraft, Inc.**, Birmingham, AL (US)

(**) Term: **14 Years**

(21) Appl. No.: **29/283,152**

(22) Filed: **Aug. 7, 2007**

(51) **LOC (8) Cl.** **06-01**

(52) **U.S. Cl.** **D6/370; D6/376**

(58) **Field of Classification Search** D6/334-336, D6/358, 369, 370, 374, 375, 376, 379, 380, D6/500-502; 297/445.1, 446.1, 452.63, 297/452.64

See application file for complete search history.

(56) **References Cited**

U.S. PATENT DOCUMENTS

D77,111 S *	12/1928	McElligott	D6/369
D248,700 S *	8/1978	Moser	D6/379
D267,133 S *	12/1982	Claman	D6/369
D270,594 S *	9/1983	Claman	D6/369
D272,693 S *	2/1984	Claman	D6/369
D276,958 S *	1/1985	Thorpe	D6/369

D290,194 S *	6/1987	Zola	D6/369
D321,995 S *	12/1991	Saiger	D6/379
D359,175 S *	6/1995	Arthur, Jr.	D6/376
D513,889 S *	1/2006	Peterson et al.	D6/370

* cited by examiner

Primary Examiner—Mimosa De

(74) *Attorney, Agent, or Firm*—C. Brandon Browning; Maynard Cooper + Gale, P.C.

(57) **CLAIM**

The ornamental design for a chair, as shown and described.

DESCRIPTION

FIG. 1 is a front perspective view of a chair in accordance with the present invention.

FIG. 2 is a side elevational view of the chair of FIG. 1.

FIG. 3 is a front elevational view of the chair of FIG. 1.

FIG. 4 is a rear elevational view of the chair of FIG. 1.

FIG. 5 is a top plan view of the chair of FIG. 1.

FIG. 6 is a front perspective view of the chair of FIG. 1 shown without cushion for ease of illustration.

FIG. 7 is a side elevational view of the chair of FIG. 6.

FIG. 8 is a front elevational view of the chair of FIG. 6.

FIG. 9 is a rear elevational view of the chair of FIG. 6; and,

FIG. 10 is a top plan view of the chair of FIG. 6.

1 Claim, 10 Drawing Sheets


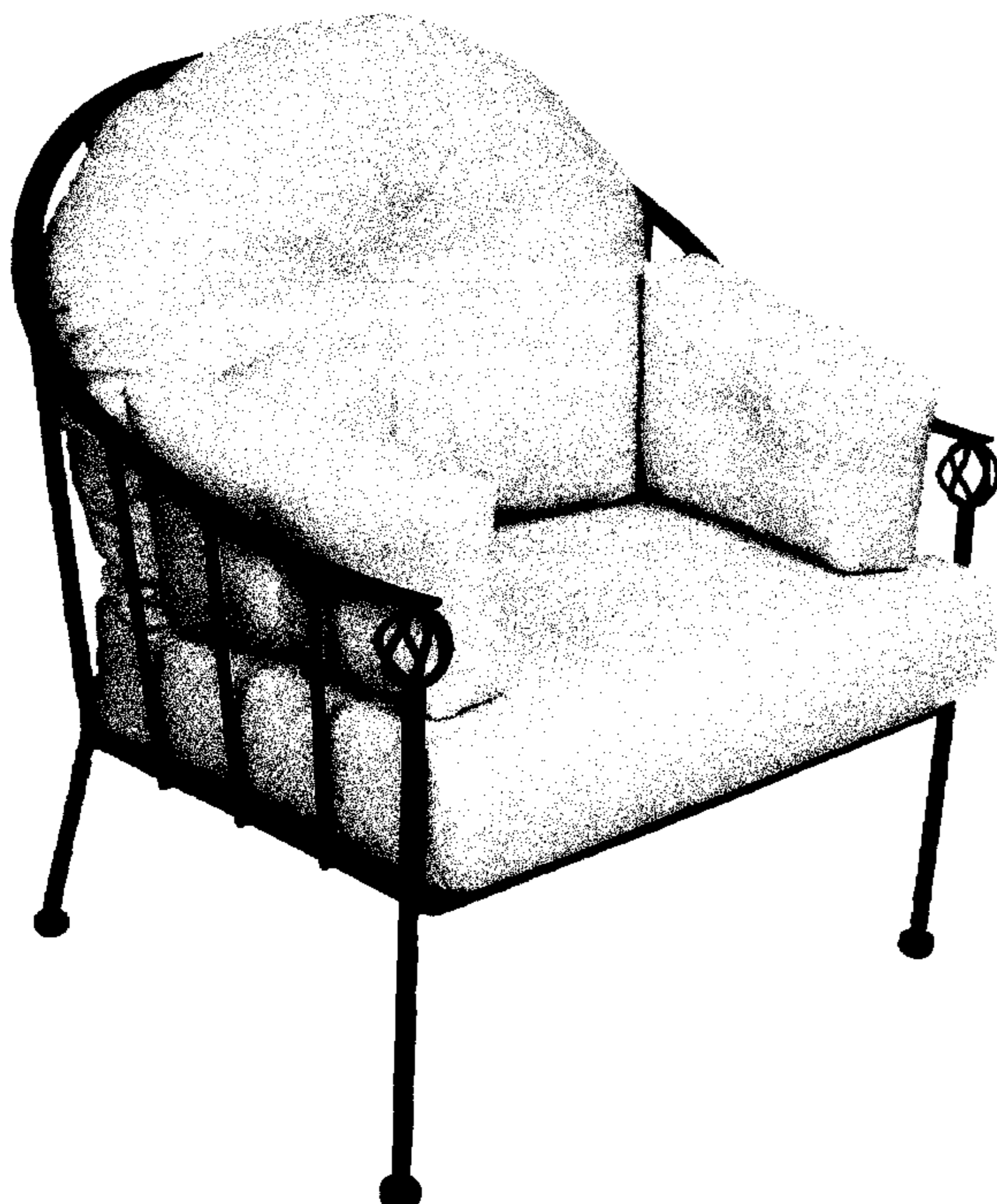




FIG. 1



FIG. 2




FIG. 3



FIG. 4



FIG. 5




FIG. 6



FIG. 7



FIG. 8




FIG. 9



FIG. 10