



US00D569641S

(12) **United States Design Patent**
Camp, Jr. et al.

(10) **Patent No.:** **US D569,641 S**

(45) **Date of Patent:** **** May 27, 2008**

(54) **CHAIR**

(75) Inventors: **Jerry C. Camp, Jr.**, Birmingham, AL (US); **Rory Rehmert**, Birmingham, AL (US); **Jackie Hogan**, Cullman, AL (US); **Timothy M. LeRoy**, Birmingham, AL (US)

(73) Assignee: **Meadowcraft, Inc.**, Birmingham, AL (US)

(**) Term: **14 Years**

(21) Appl. No.: **29/283,147**

(22) Filed: **Aug. 7, 2007**

(51) **LOC (8) Cl.** **06-01**

(52) **U.S. Cl.** **D6/370; D6/376**

(58) **Field of Classification Search** D6/334-336, D6/358, 369, 370, 374, 375, 376, 379, 380, D6/500-502; 297/445.1, 446.1, 452.63, 297/452.64, 411.42

See application file for complete search history.

(56) **References Cited**

U.S. PATENT DOCUMENTS

D267,133 S	*	12/1982	Claman	D6/369
D290,194 S	*	6/1987	Zola	D6/369
D345,868 S	*	4/1994	McGuire et al.	D6/369
D417,105 S	*	11/1999	Chalmers et al.	D6/500
D419,342 S	*	1/2000	Chalmers et al.	D6/500

D426,716 S	*	6/2000	Hutton	D6/370
D470,319 S	*	2/2003	Chalmers et al.	D6/370
D512,572 S	*	12/2005	Peterson et al.	D6/370
D514,359 S	*	2/2006	Risdon	D6/502

* cited by examiner

Primary Examiner—Mimosa De

(74) *Attorney, Agent, or Firm*—C. Brandon Browning; Maynard Cooper & Gale, PC

(57) **CLAIM**

The ornamental design for a chair, as shown and described.

DESCRIPTION

FIG. 1 is a front perspective view of a chair in accordance with the present invention.

FIG. 2 is a side elevational view of the chair of FIG. 1.

FIG. 3 is a front elevational view of the chair of FIG. 1.

FIG. 4 is a rear elevational view of the chair of FIG. 1.

FIG. 5 is a top plan view of the chair of FIG. 1.

FIG. 6 is a front perspective view of the chair of FIG. 1 shown without cushion for ease of illustration.

FIG. 7 is a side elevational view of the chair of FIG. 6.

FIG. 8 is a front elevational view of the chair of FIG. 6.

FIG. 9 is a rear elevational view of the chair of FIG. 6; and,

FIG. 10 is a top plan view of the chair of FIG. 6.

1 Claim, 10 Drawing Sheets







FIG. 1



FIG. 2



FIG. 3



FIG. 4



FIG. 5




FIG. 6



FIG. 7




FIG. 8



FIG. 9




FIG. 10