

US00D569635S

(12) **United States Design Patent** (10) **Patent No.:** **US D569,635 S**
Wagner (45) **Date of Patent:** **** May 27, 2008**

(54) **CHAIR**

(75) Inventor: **Peter Wagner**, Langenneufnach (DE)

(73) Assignee: **Topstar GmbH** (DE)

(**) Term: **14 Years**

(21) Appl. No.: **29/278,946**

(22) Filed: **Apr. 16, 2007**

(30) **Foreign Application Priority Data**

Feb. 9, 2007 (EP) 000 668 124 0001

(51) **LOC (8) Cl.** **06-01**

(52) **U.S. Cl.** **D6/366**

(58) **Field of Classification Search** D6/334-336,
D6/364-367, 374, 379, 380, 498, 500-502;
297/353, 354.1, 411.2, 411.27, 411.36, 452.29,
297/452.32, 452.35, 452.48
See application file for complete search history.

(56) **References Cited**

U.S. PATENT DOCUMENTS

D399,664 S * 10/1998 Goodworth et al. D6/366
D401,771 S * 12/1998 Goodworth et al. D6/366
D418,685 S * 1/2000 Kaczmarek D6/366

D496,812 S * 10/2004 Chu D6/500
D509,968 S * 9/2005 Zimmermann et al. D6/366
D514,338 S * 2/2006 Bellin D6/366
D530,533 S * 10/2006 Mehaffey et al. D6/366
D547,958 S * 8/2007 Huang D6/366
D557,027 S * 12/2007 Hara D6/366
D558,476 S * 1/2008 Kane et al. D6/366

* cited by examiner

Primary Examiner—Mimosa De

(74) *Attorney, Agent, or Firm*—Cantor Colburn LLP

(57) **CLAIM**

I claim, the ornamental design for a chair, as shown and described.

DESCRIPTION

FIG. 1 is a front perspective view of a chair, showing my new design;

FIG. 2 is a side view thereof taken from the left of FIG. 4;

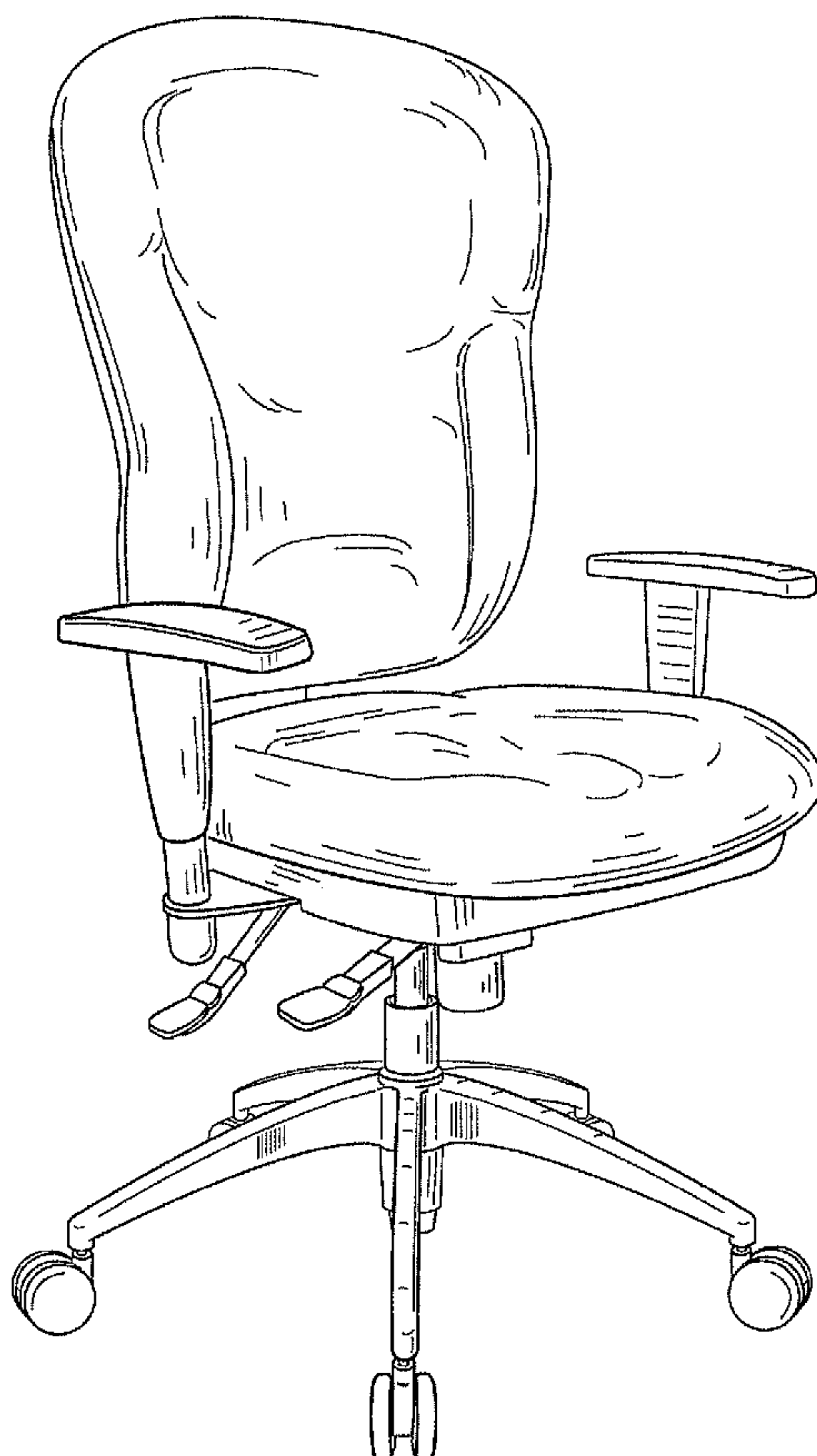
FIG. 3 is a side view thereof taken from the right of FIG. 4;

FIG. 4 is a front view thereof;

FIG. 5 is a rear view thereof; and,

FIG. 6 is a top plan view thereof.

1 Claim, 6 Drawing Sheets



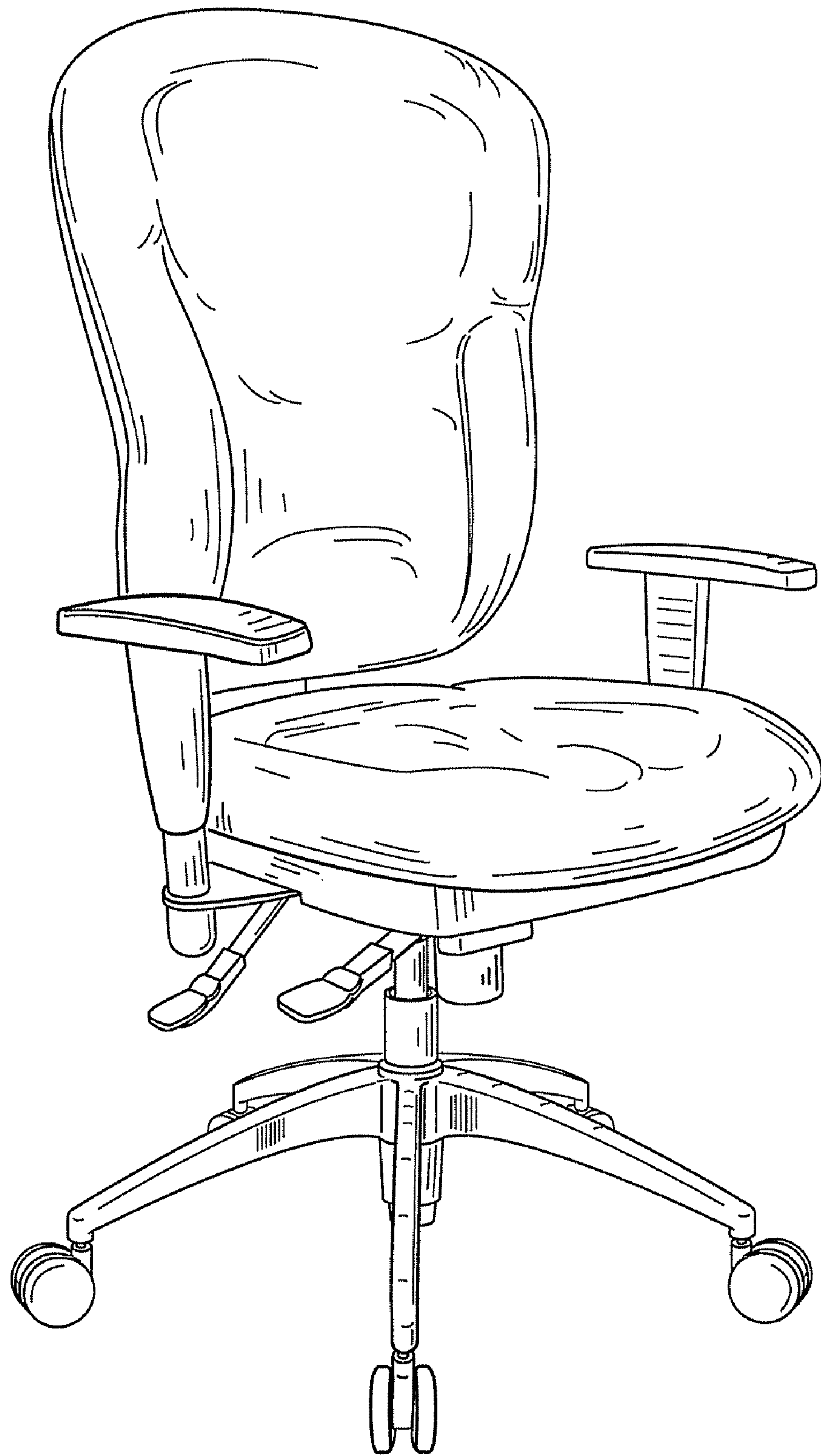


FIG. 1



FIG. 2



FIG. 3



FIG. 4

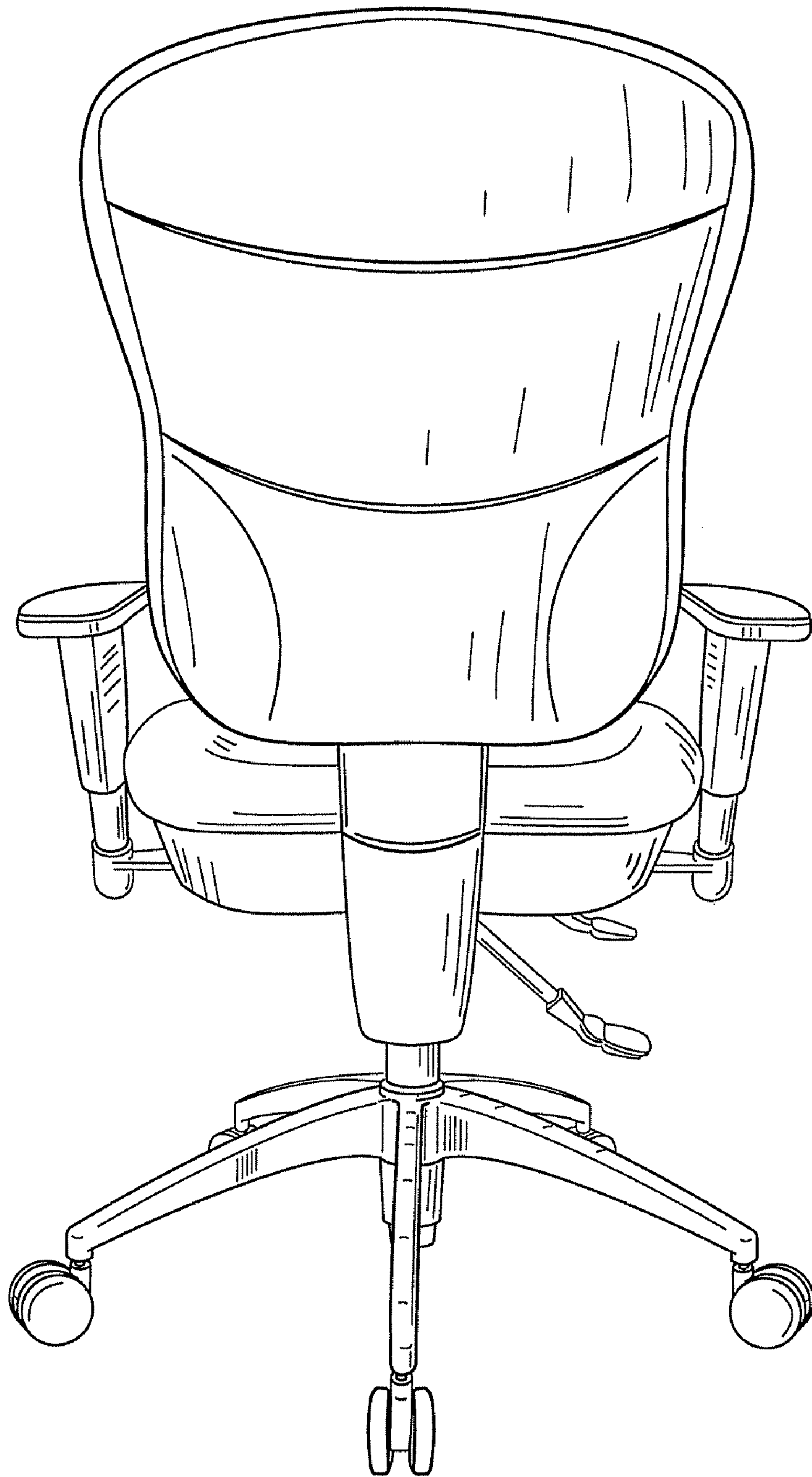


FIG. 5




FIG. 6