

US00D569632S

(12) **United States Design Patent** (10) **Patent No.:** **US D569,632 S**
Singleton (45) **Date of Patent:** **** May 27, 2008**

(54) **GARMENT HANGER**

(75) Inventor: **Ric Singleton**, Stockport (GB)

(73) Assignee: **Mainetti (UK) Limited** (GB)

(**) Term: **14 Years**

(21) Appl. No.: **29/295,660**

(22) Filed: **Oct. 3, 2007**

(30) **Foreign Application Priority Data**

Apr. 5, 2007 (GB) 4002281

(51) **LOC (8) Cl.** **06-08**

(52) **U.S. Cl.** **D6/326**

(58) **Field of Classification Search** D6/315,
D6/316, 317, 318, 319, 326; 211/1, 13, 13.1,
211/85.3, 113; 223/85-98

See application file for complete search history.

(56) **References Cited**

U.S. PATENT DOCUMENTS

- D271,552 S * 11/1983 Samuels D6/319
- D305,834 S * 2/1990 DeVito D6/326
- D327,580 S * 7/1992 Fildan D6/326
- D327,581 S * 7/1992 Fildan D6/326
- 6,000,588 A * 12/1999 Kolton et al. 223/88
- 6,105,835 A * 8/2000 Hatakeyama 223/88
- D454,006 S * 3/2002 Gouldson D6/326

D531,418 S * 11/2006 Williams D6/326

* cited by examiner

Primary Examiner—Stella M. Reid

Assistant Examiner—Shanda C. Hill

(74) *Attorney, Agent, or Firm*—Jack Schwartz & Associates, PLLC

(57) **CLAIM**

The ornamental design for a garment hanger, as shown and described.

DESCRIPTION

FIG. 1 is a front view of the garment hanger of the present invention;

FIG. 2 is a left side view of the garment hanger of the present invention;

FIG. 3 is a top view of the garment hanger of the present invention;

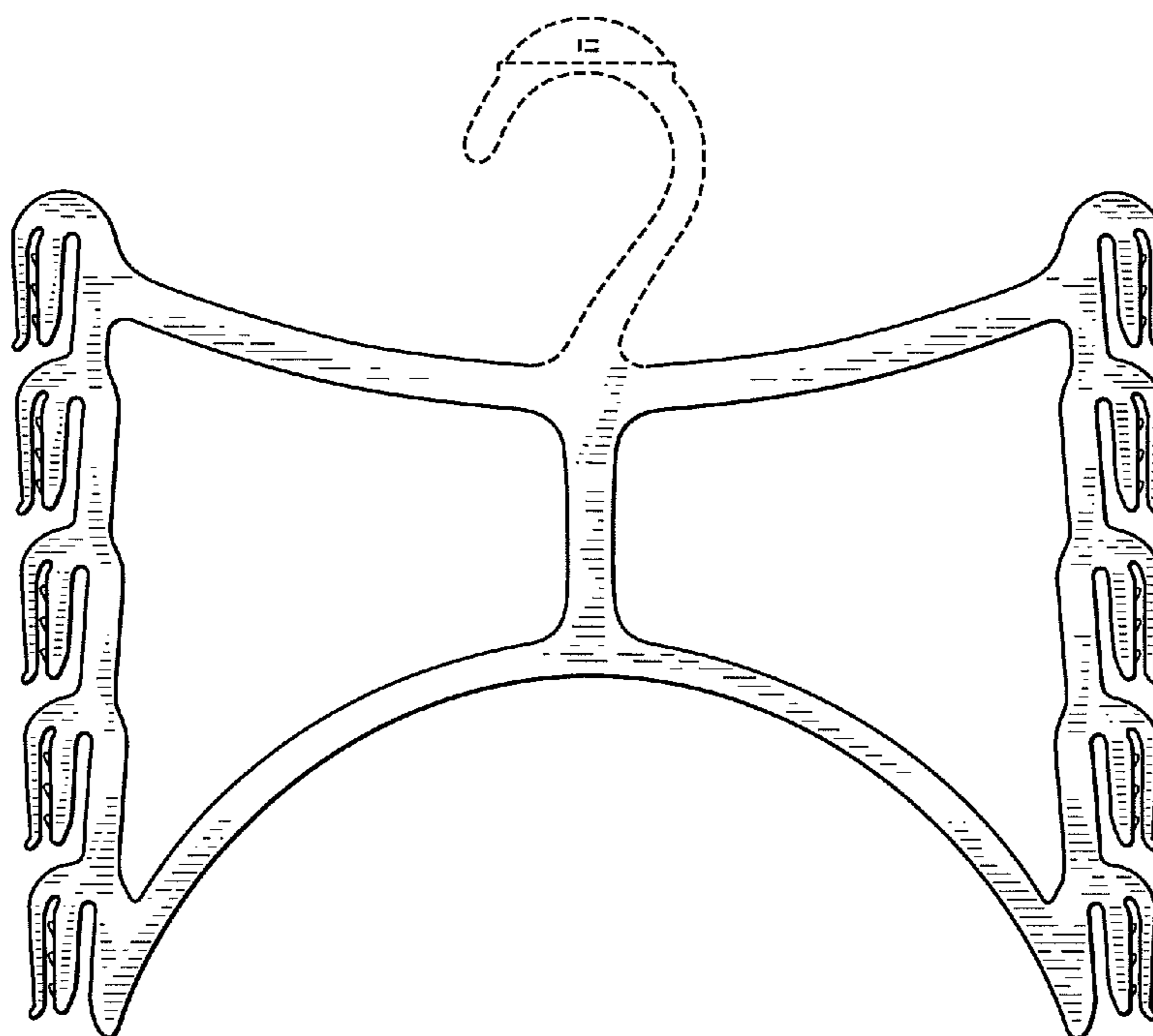
FIG. 4 is a back view of the garment hanger of the present invention;

FIG. 5 is a bottom view of the garment hanger of the present invention; and,

FIG. 6 is a right side view of the garment hanger of the present invention.

The broken lines shown in the drawing disclosure are for illustrative purposes only and form no part of the claimed design.

1 Claim, 4 Drawing Sheets



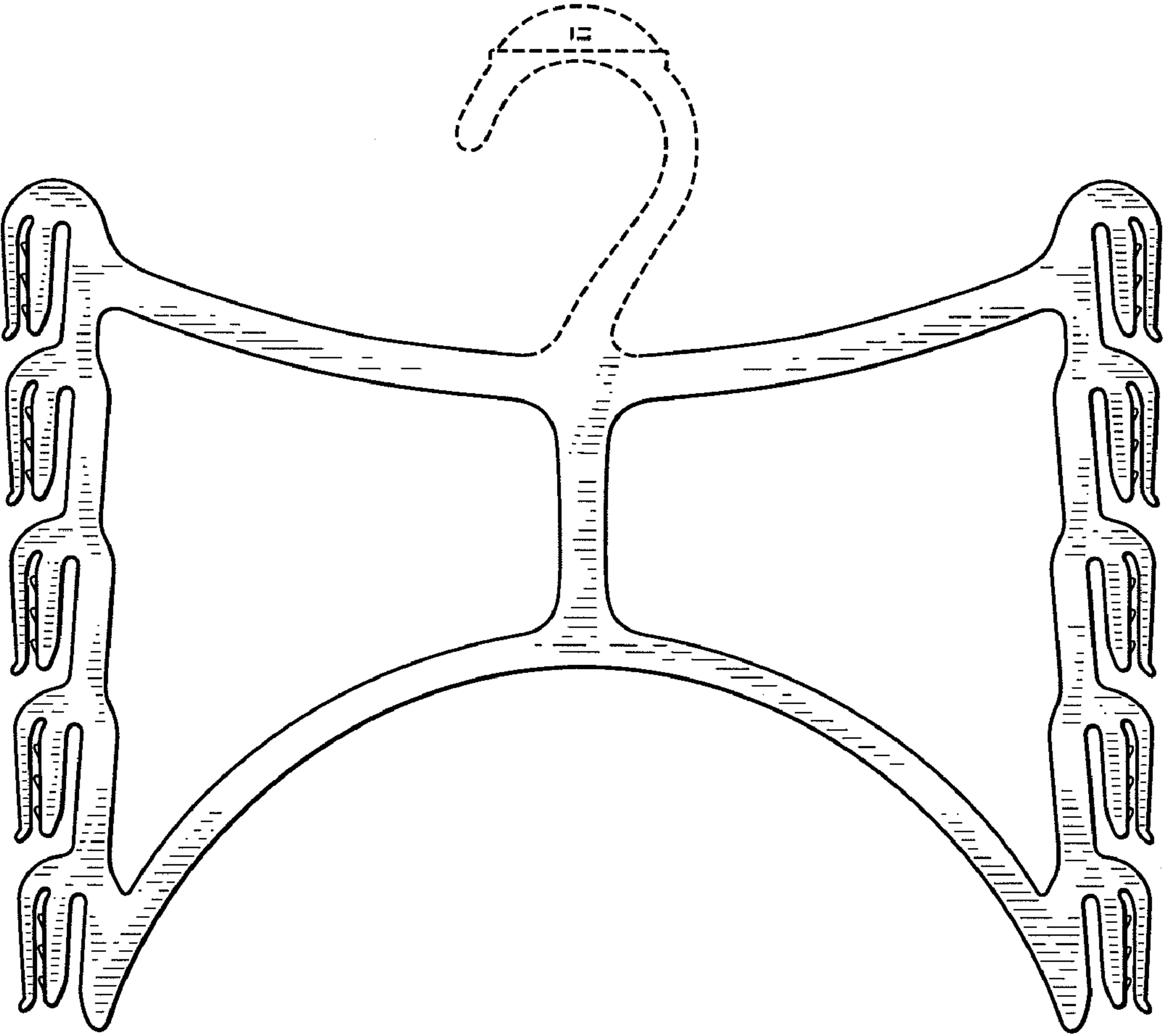


FIG. 1



FIG. 2



FIG. 3

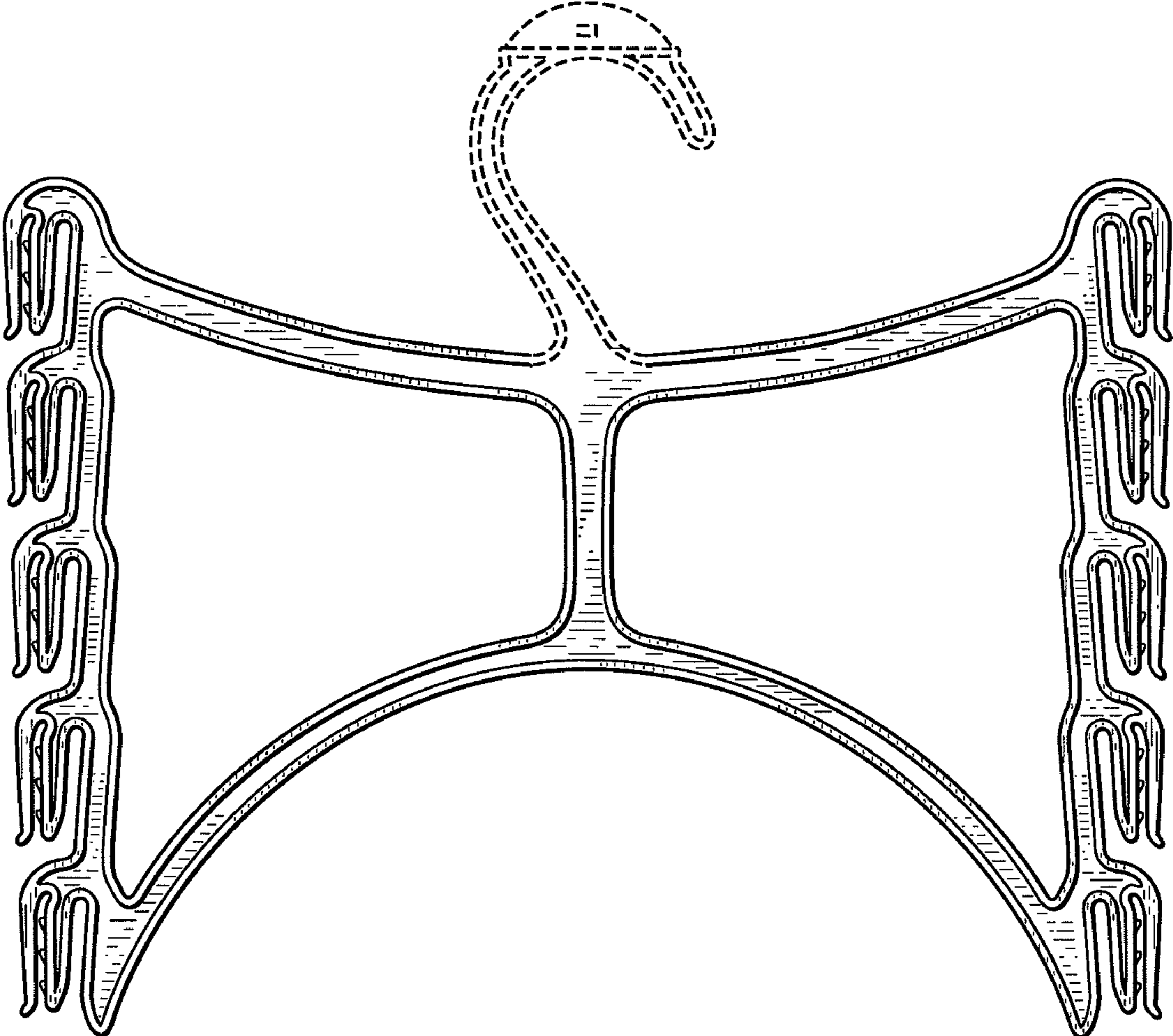


FIG. 4



FIG. 5



FIG. 6