

US00D569609S

(12) **United States Design Patent**
Hacker

(10) **Patent No.:** **US D569,609 S**

(45) **Date of Patent:** **** May 27, 2008**

(54) **SAFE**

(75) Inventor: **Dean D. Hacker**, Oak Creek, WI (US)

(73) Assignee: **Master Lock Company LLC**, Oak Creek, WI (US)

(**) Term: **14 Years**

(21) Appl. No.: **29/271,827**

(22) Filed: **Jan. 26, 2007**

(51) **LOC (8) Cl.** **03-01**

(52) **U.S. Cl.** **D3/215**

(58) **Field of Classification Search** D3/215,
D3/201, 272-274, 276, 294; D99/28; 206/349,
206/372-373; 70/63, 231; D9/420, 423-424
See application file for complete search history.

(56) **References Cited**

U.S. PATENT DOCUMENTS

D539,540 S *	4/2007	Perlman et al.	D3/294
D560,875 S *	1/2008	Decarlo et al.	D99/28
2006/0137413 A1 *	6/2006	Yu	70/63
2007/0180873 A1 *	8/2007	Yen et al.	70/63

* cited by examiner

Primary Examiner—Catherine R Oliver

(74) *Attorney, Agent, or Firm*—Calfee, Halter & Griswold LLP

(57) **CLAIM**

I claim the ornamental design for a safe, as shown and described.

DESCRIPTION

FIG. 1 is a perspective view of a safe made in accordance with an embodiment of the new design;

FIG. 2 is a front elevation view of the safe of FIG. 1;

FIG. 3 is a left side view of the safe of FIG. 1;

FIG. 4 is a rear view of the safe of FIG. 1;

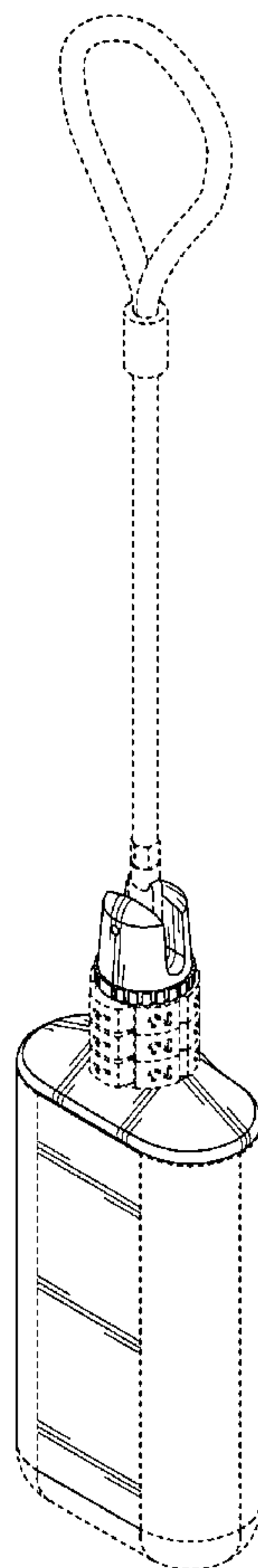
FIG. 5 is a right side view of the safe of FIG. 1;

FIG. 6 is a top view of the safe of FIG. 1; and,

FIG. 7 is a bottom view of the safe of FIG. 1.

The portions of the Figures shown in phantom lines form no part of the claimed design, but are directed to environment and for illustrative purposes only, or are to define the boundaries of the claimed design.

1 Claim, 4 Drawing Sheets



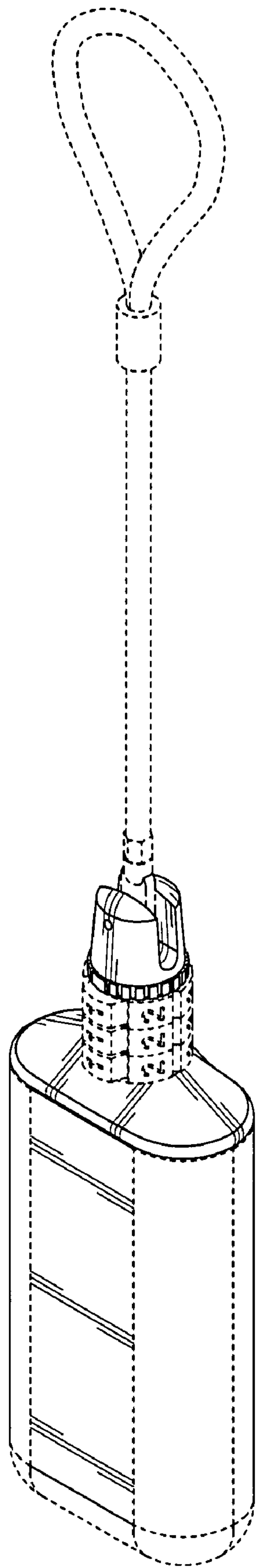


FIG. 1

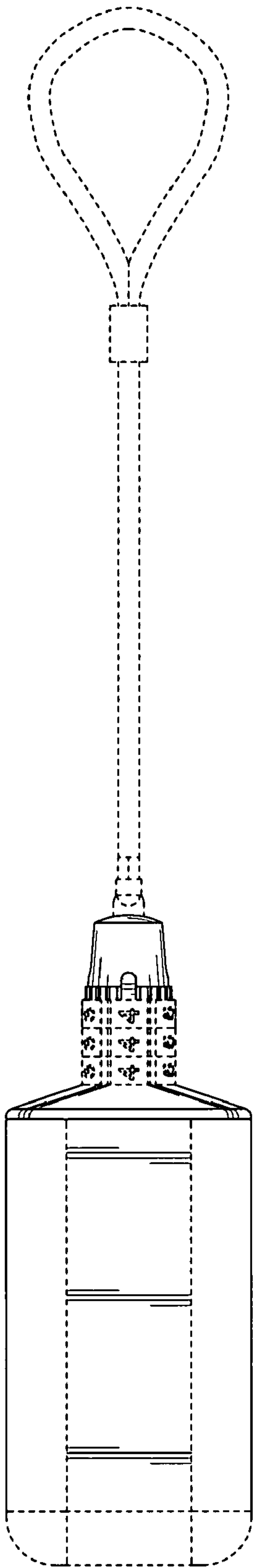


FIG. 2

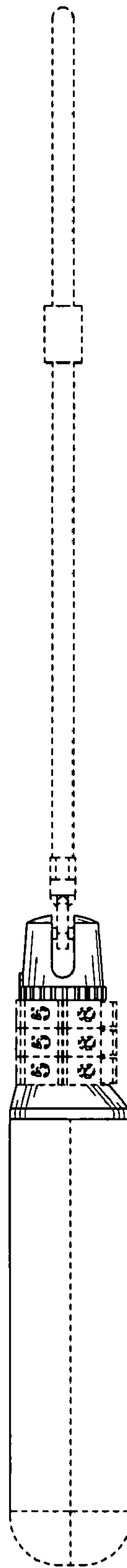


FIG. 3

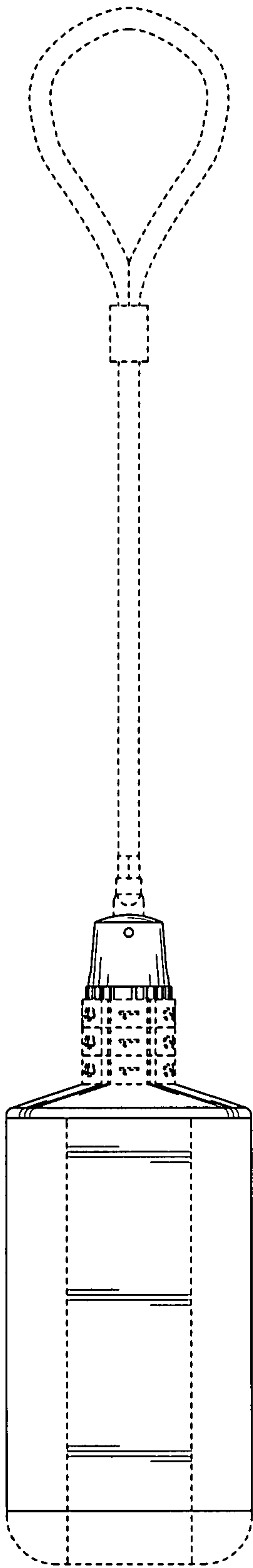


FIG. 4

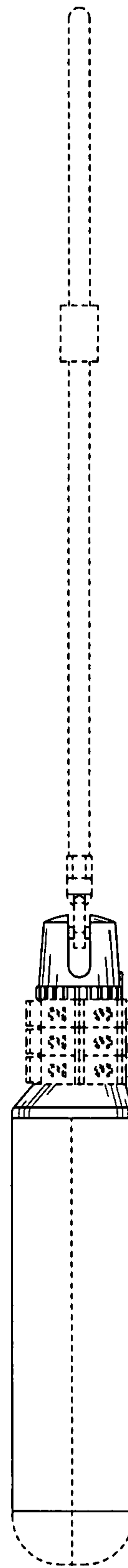


FIG. 5

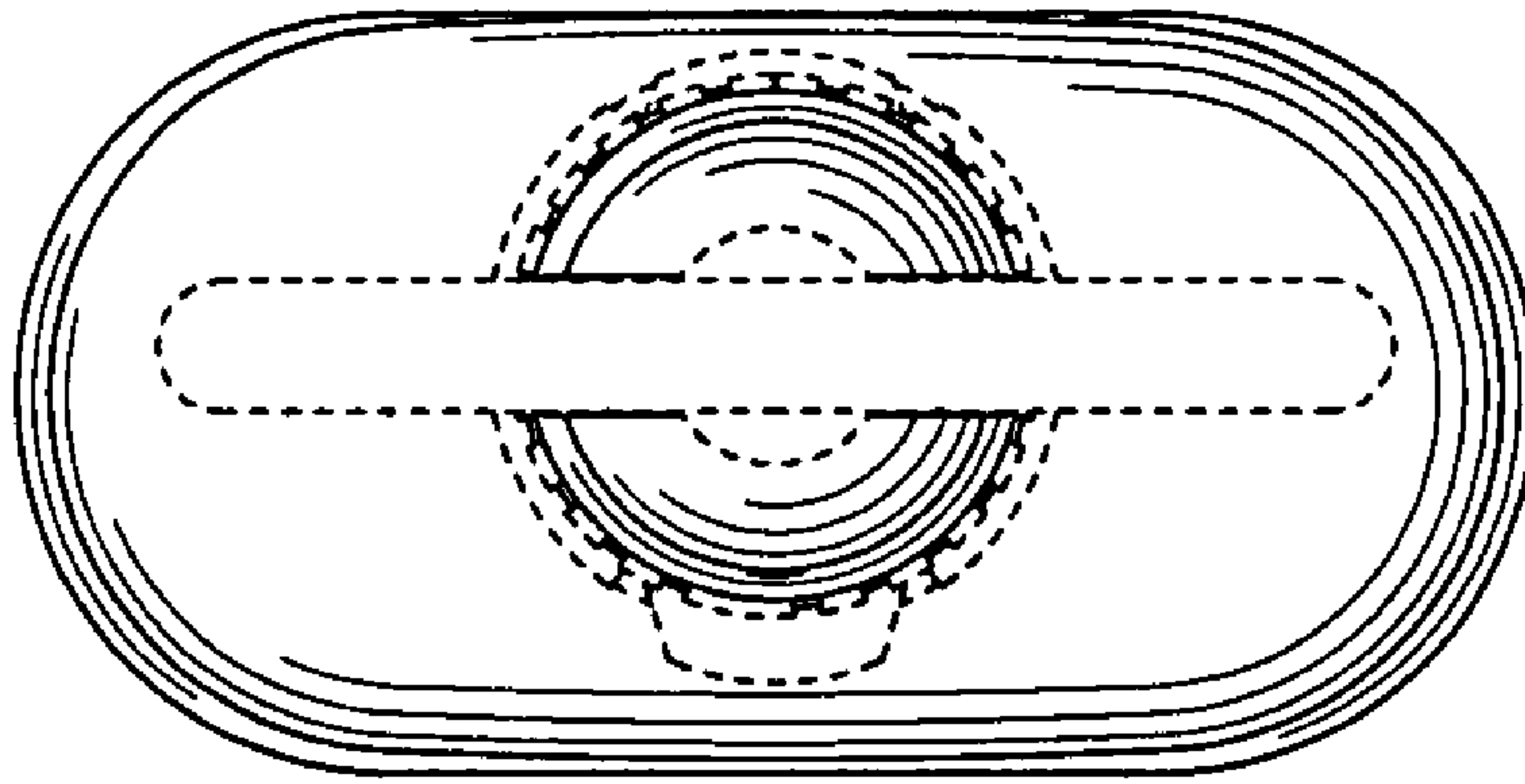


FIG. 6

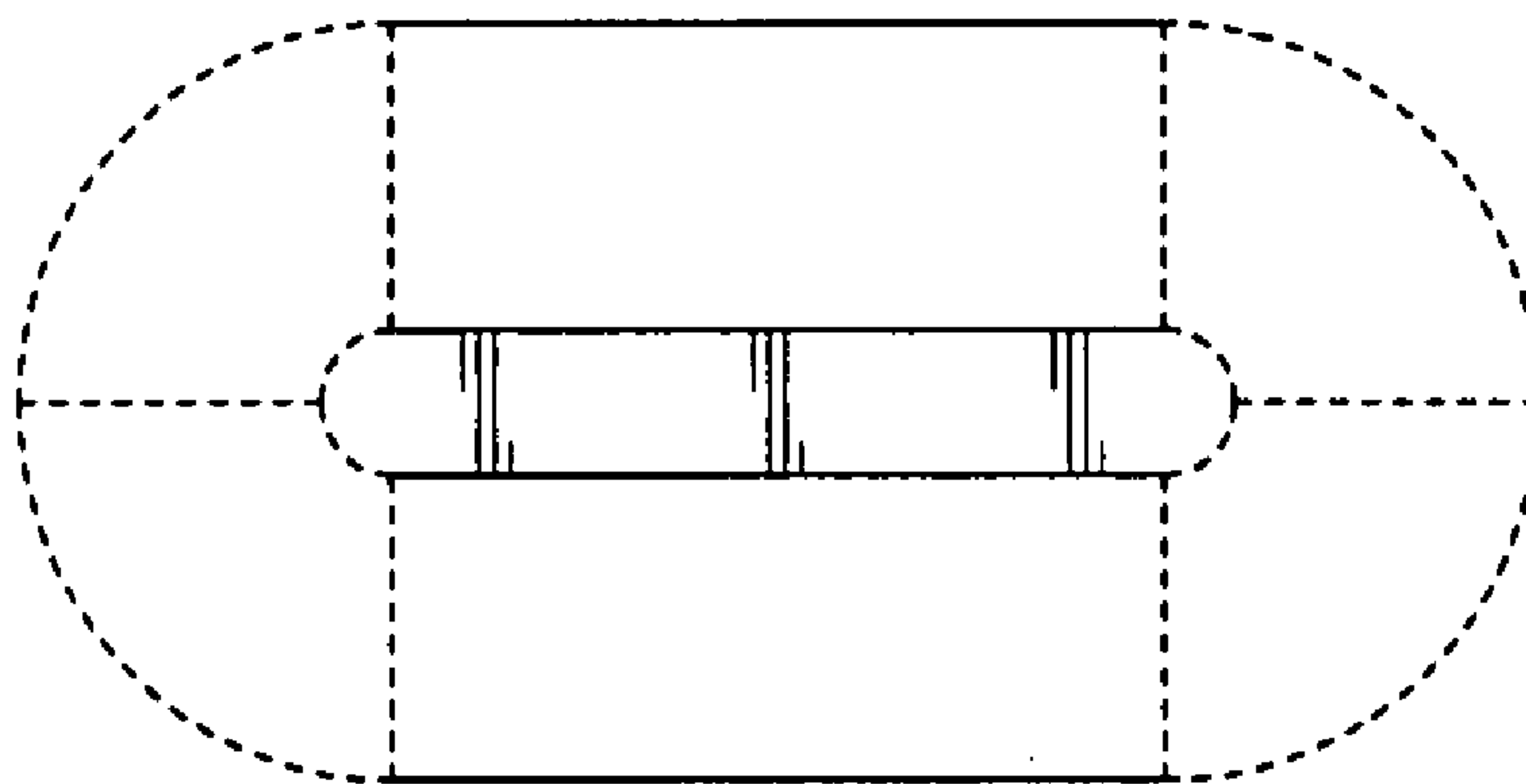


FIG. 7