



US00D569606S

(12) **United States Design Patent** (10) **Patent No.:** **US D569,606 S**
Schoenborn et al. (45) **Date of Patent:** **** May 27, 2008**

(54) **FOOTWEAR SOLE PORTION**
(75) Inventors: **Mary L. Schoenborn**, Rockford, MI
(US); **Andrea Rinaldi**, Milan (IT)
(73) Assignee: **Wolverine World Wide, Inc.**,
Rockford, MI (US)
(**) Term: **14 Years**
(21) Appl. No.: **29/275,379**
(22) Filed: **Dec. 22, 2006**
(51) **LOC (8) Cl.** **02-99**
(52) **U.S. Cl.** **D2/977**
(58) **Field of Classification Search** D2/902,
D2/906-908, 943, 944, 972, 946, 977, 964;
36/45, 50.1, 83, 88, 113, 114, 126-130
See application file for complete search history.

D512,818 S * 12/2005 Mitani et al. D2/977
D512,819 S * 12/2005 Usuki et al. D2/977
D518,285 S * 4/2006 Schoenborn et al. D2/977
D546,054 S * 7/2007 Schoenborn et al. D2/977
D553,846 S * 10/2007 Kayano et al. D2/977
2004/0049946 A1 3/2004 Lucas et al.
2004/0154189 A1 8/2004 Wang
2004/0211088 A1 10/2004 Volkart

OTHER PUBLICATIONS

Merrell Spring 2005 Catalog, p. 14.
Merrell Fall 2000 Catalog, p. 27.
HyTest 1997 Catalog, pp. 64, 65.
Photographs 1-3 of Adidas a3 Transfer Shoe.
Photographs 1-3 of Adidas a3 MegaRide Shoe.
Photographs 1-5 of Adidas a3 Structure Shoe.

* cited by examiner

Primary Examiner—Dominic Simone
(74) *Attorney, Agent, or Firm*—Warner Norcross & Judd
LLP

(56) **References Cited**
U.S. PATENT DOCUMENTS

4,523,393 A	6/1985	Inohara
4,536,974 A	8/1985	Cohen
4,573,279 A	3/1986	Feurer-Zogel et al.
4,593,482 A	6/1986	Mayer
4,656,760 A	4/1987	Tonkel et al.
4,754,559 A	7/1988	Cohen
4,782,603 A	11/1988	Brown
4,864,738 A	9/1989	Horovitz
4,881,329 A	11/1989	Crowley
4,910,884 A	3/1990	Lindh et al.
4,914,836 A	4/1990	Horovitz
4,999,931 A	3/1991	Vermeulen
5,005,300 A	4/1991	Diaz et al.
5,224,277 A	7/1993	Sang Do
5,822,886 A	10/1998	Luthi et al.
D499,541 S	12/2004	Dolan
D499,878 S	12/2004	Rask
D501,713 S	2/2005	Kayano et al.
6,848,201 B2	2/2005	Staffaroni et al.
6,920,705 B2	7/2005	Lucas et al.
6,931,765 B2	8/2005	Lucas et al.
6,954,998 B1	10/2005	Lussier

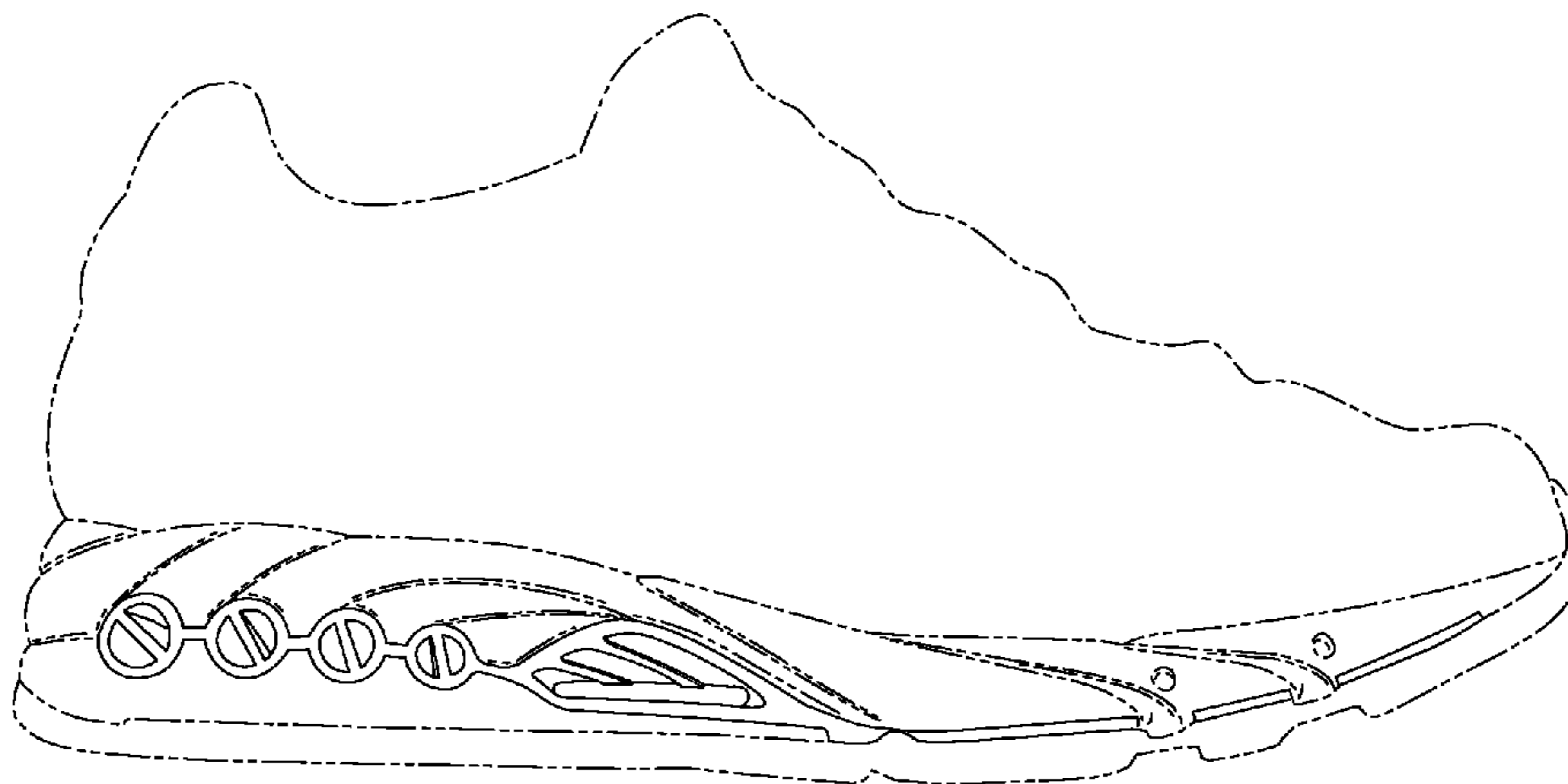
(57) **CLAIM**

The ornamental design for footwear sole portion, as shown and described.

DESCRIPTION

FIG. 1 is a perspective view of the footwear sole embodying the new design;
FIG. 2 is a right side view thereof;
FIG. 3 is a left side view thereof;
FIG. 4 is a front view thereof; and,
FIG. 5 is a rear view thereof.
FIGS. 1-5 show features of an article of footwear in phantom lines. These features are shown for environmental purposes and do not form any part of the claimed design. Further, the phantom lines immediately adjacent the solid-line portions of the design form the boundary of the design, with the phantom lines forming no part of the claimed design.

1 Claim, 3 Drawing Sheets



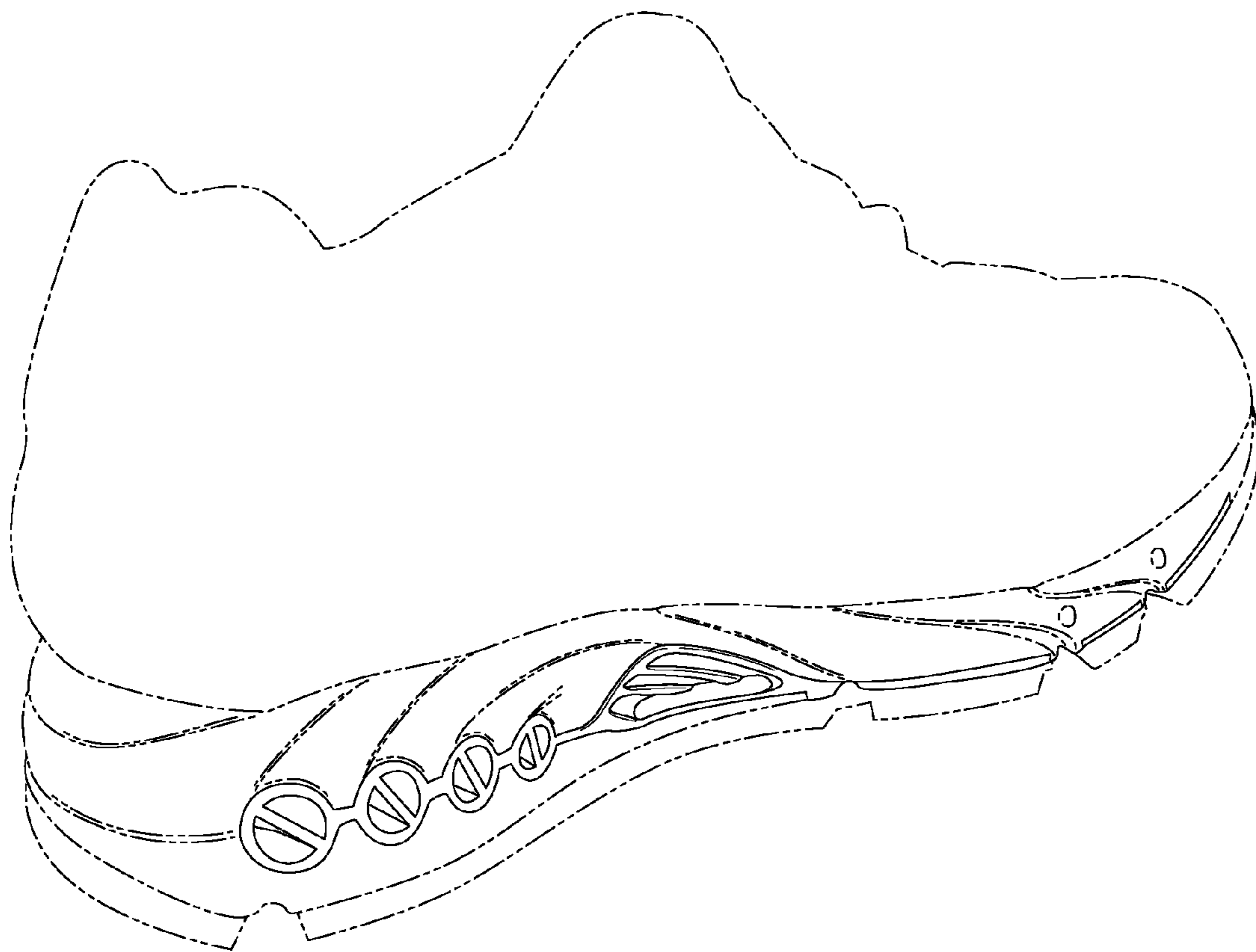


Fig. 1




Fig. 2

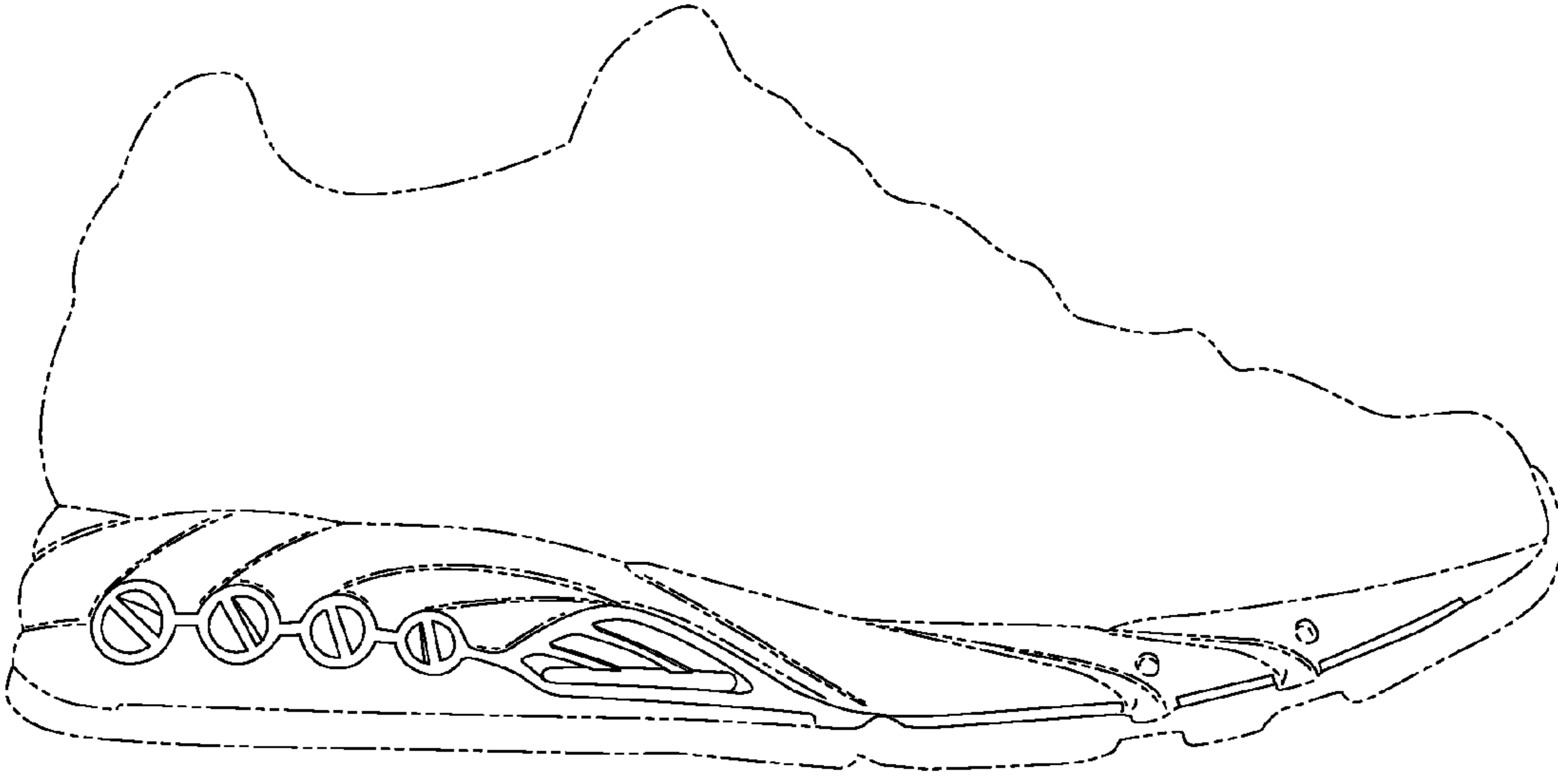


Fig. 3

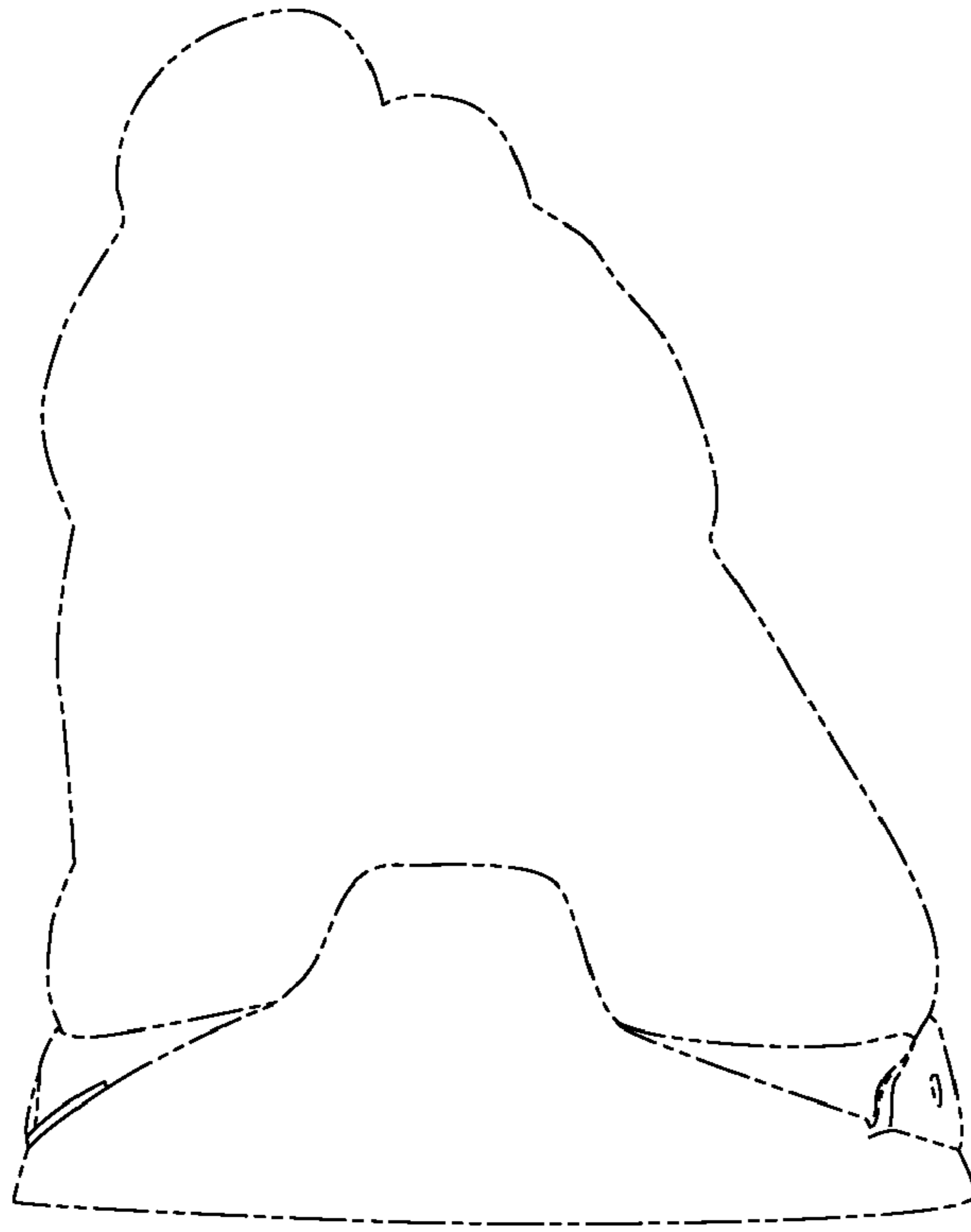


Fig. 4

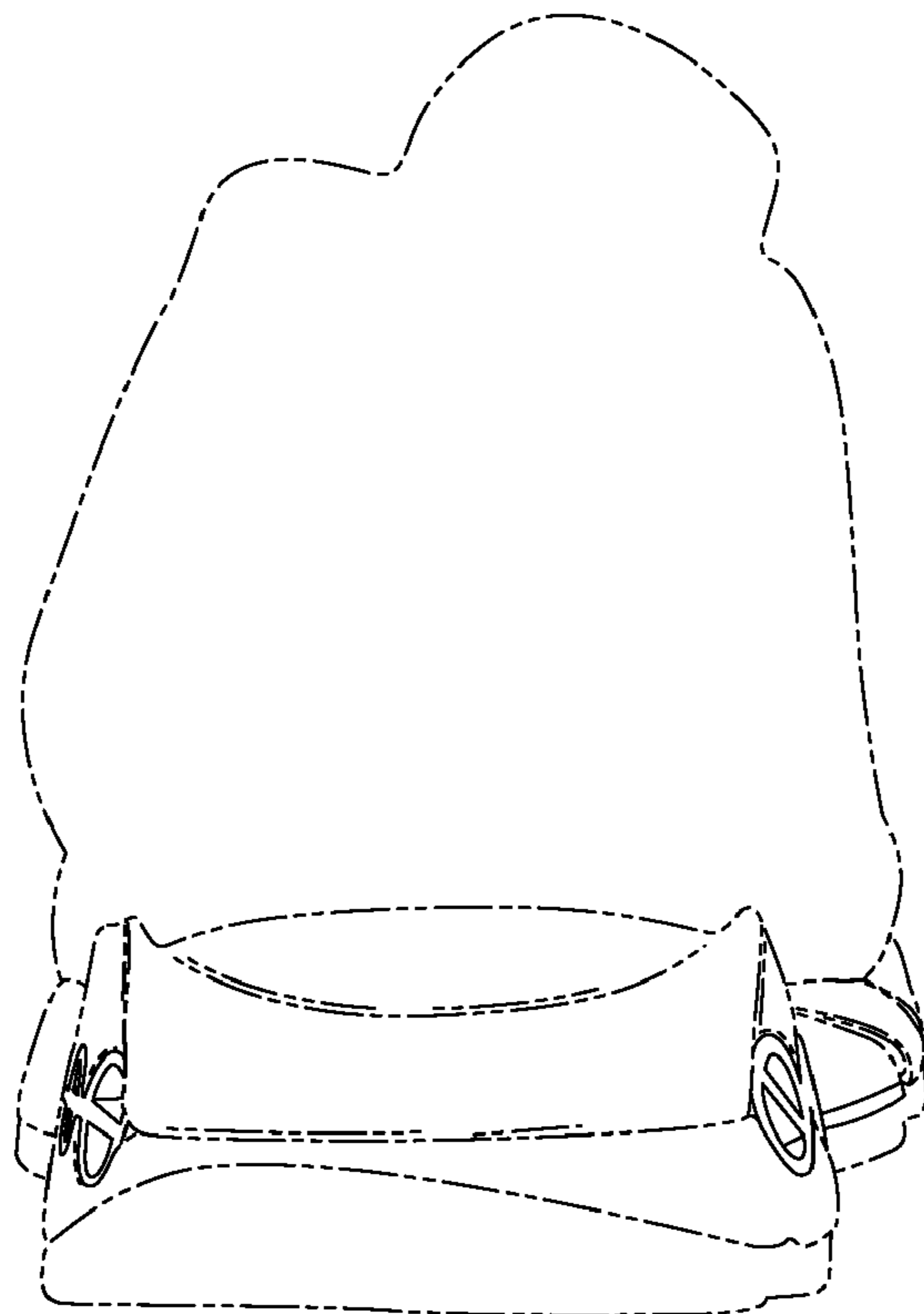


Fig. 5