



US00D569605S

(12) **United States Design Patent**
Guers-Neyraud

(10) **Patent No.:** **US D569,605 S**

(45) **Date of Patent:** **** May 27, 2008**

(54) **FOOTWEAR**

(75) Inventor: **Elisabeth Guers-Neyraud**, Paris (FR)

(73) Assignee: **J. Choo Limited**, London (GB)

(**) Term: **14 Years**

(21) Appl. No.: **29/286,912**

(22) Filed: **May 21, 2007**

(30) **Foreign Application Priority Data**

Nov. 22, 2006 (EM) 000628870-0005

(51) **LOC (8) Cl.** **02-99**

(52) **U.S. Cl.** **D2/971**

(58) **Field of Classification Search** D2/916-918,
D2/925-945, 971, 964, 965, 969; 36/1, 11.5,
36/9 R

See application file for complete search history.

(56) **References Cited**

U.S. PATENT DOCUMENTS

D91,998 S	4/1934	Heilbrunn	
D92,000 S	4/1934	Heilbrunn	
D92,237 S *	5/1934	Elkin	D2/930
D93,606 S	10/1934	Fradkin	
D93,706 S *	10/1934	Elkin	D2/933
D94,227 S *	1/1935	Kessler	D2/933
D94,249 S *	1/1935	Troy	D2/929
D95,049 S *	4/1935	Levin	D2/939
D96,024 S *	6/1935	De Liso	D2/933
D98,159 S *	1/1936	Gordon	D2/930
D101,768 S *	11/1936	Fradkin	D2/930
D102,579 S	12/1936	Samuels	
D102,603 S *	1/1937	Carrabba	D2/934
D103,410 S *	3/1937	Sholtz	D2/930
D110,850 S *	8/1938	Rossi	D2/931

D129,371 S	9/1941	Elkin	
D129,704 S	9/1941	Grossmann	
D501,983 S	2/2005	Choi	
D530,900 S	10/2006	Choi	
D540,527 S	4/2007	Kelsey	
D541,035 S	4/2007	Kelsey	
D554,352 S *	11/2007	Choi	D2/971
D560,901 S *	2/2008	Choi	D2/971

OTHER PUBLICATIONS

J. Choo (Jersey) Limited, Bond, Spring/Summer 2003 Catalogue.
U.S. Appl. No. 29/286,913, filed May 21, 2007.
U.S. Appl. No. 29/286,887, filed May 21, 2007.

* cited by examiner

Primary Examiner—Dominic Simone

(74) *Attorney, Agent, or Firm*—Fross Zelnick Lehrman & Ziss, P.C.; Lawrence E. Apolzon, Esq.

(57) **CLAIM**

The ornamental design for footwear, as shown and described.

DESCRIPTION

FIG. 1 is a front perspective view of a shoe showing my footwear design;

FIG. 2 is a left side view of the footwear shown in FIG. 1;

FIG. 3 is a right side view of the footwear shown in FIG. 1;

FIG. 4 is a front view of the footwear shown in FIG. 1; and,

FIG. 5 is a top view of the footwear shown in FIG. 1.

The broken line showing of the buckle, buckle holes, portions of straps, heel, heel cap, sole, and portion of the foot bed is for illustrative purposes only and forms no part of the claimed design.

1 Claim, 5 Drawing Sheets






FIG. 1

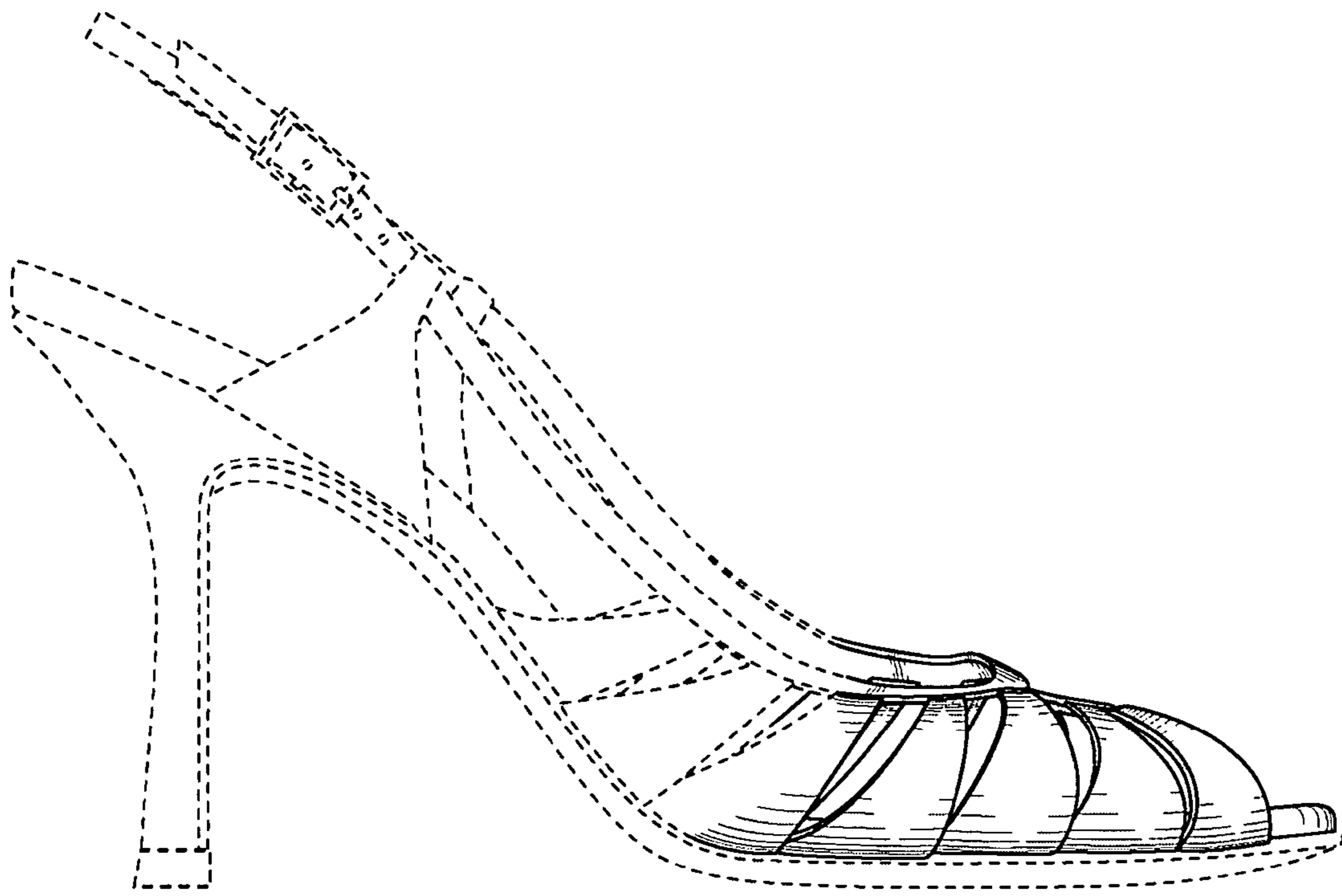


FIG. 2

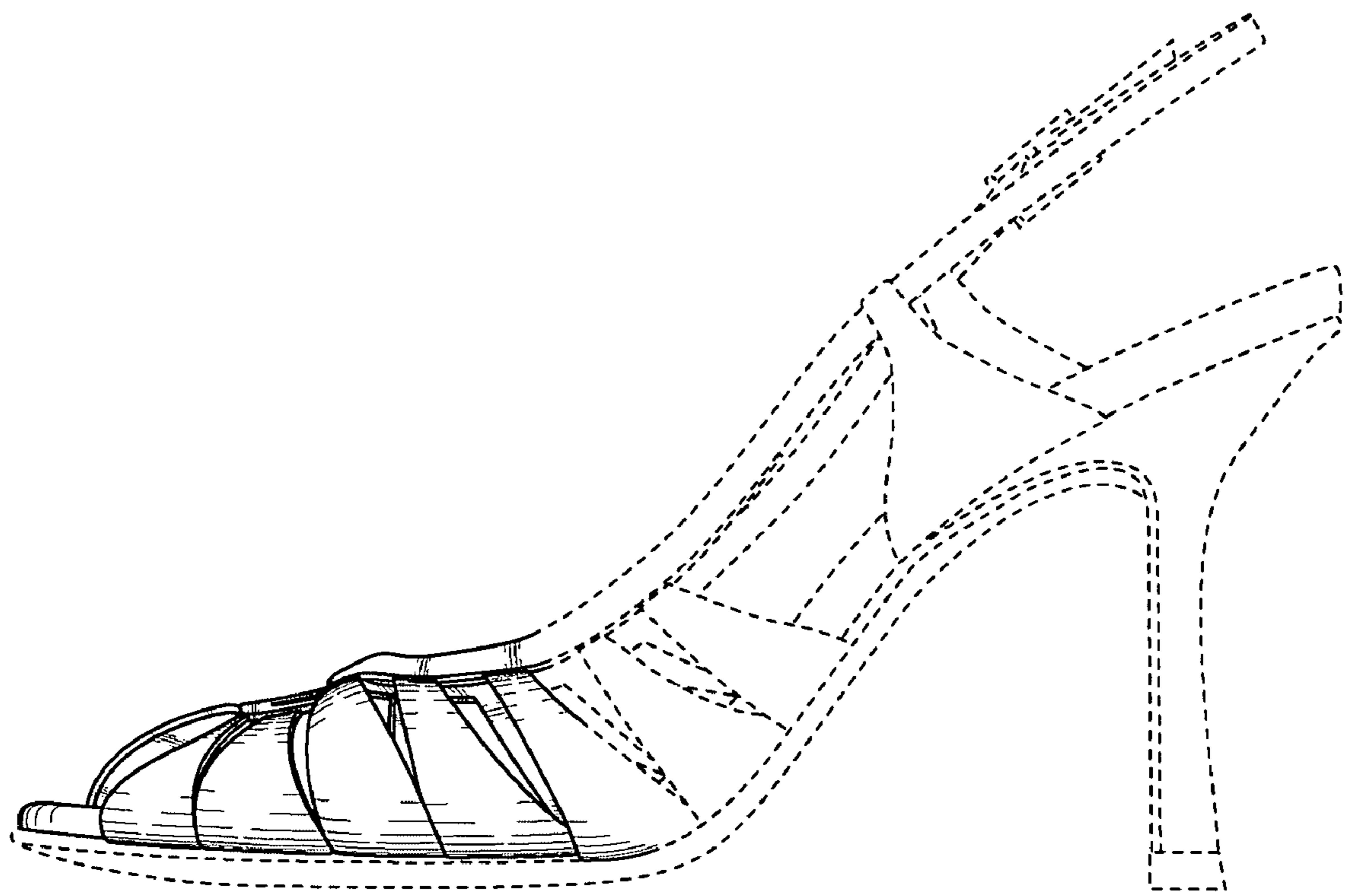


FIG. 3

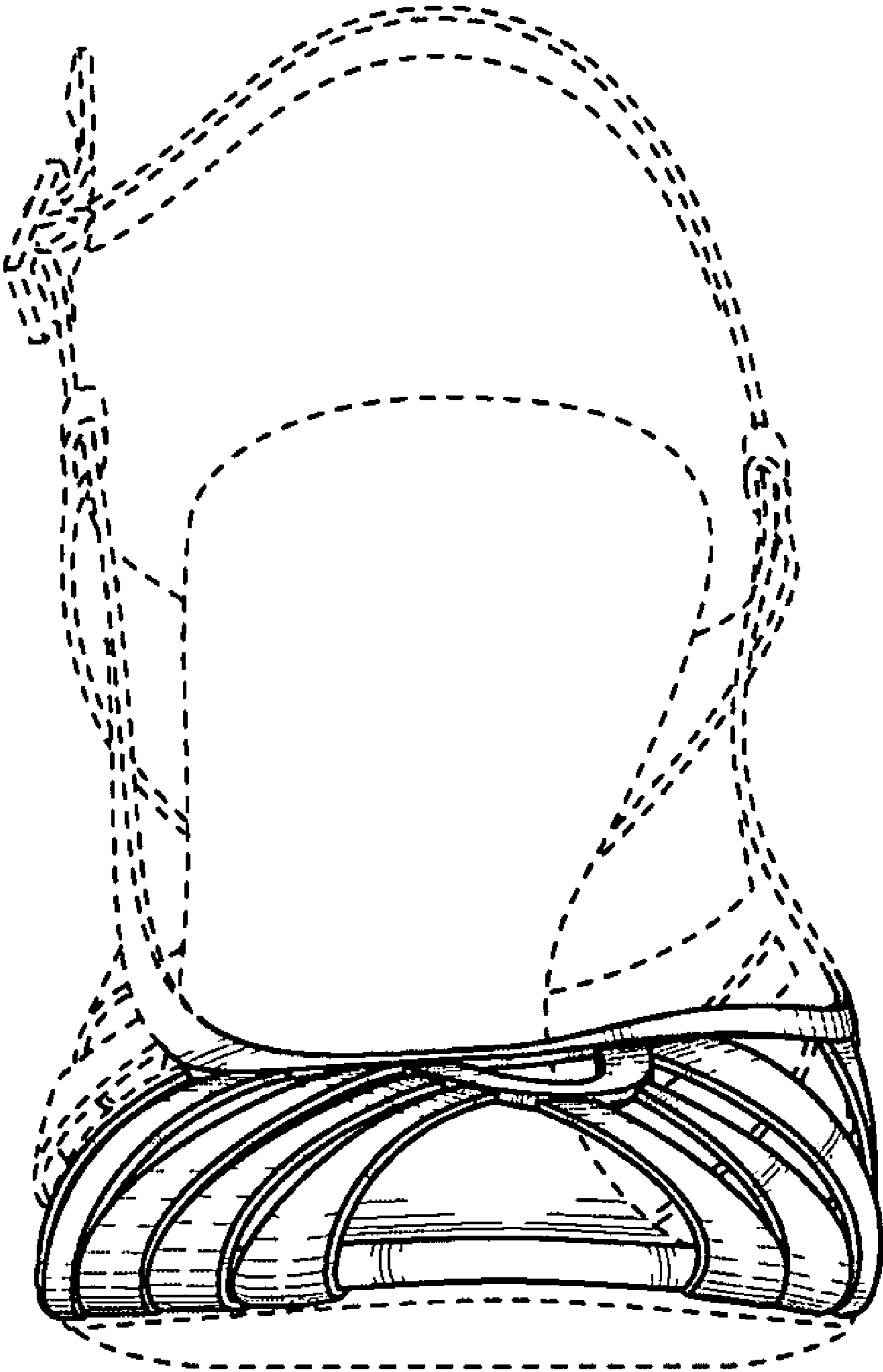


FIG. 4

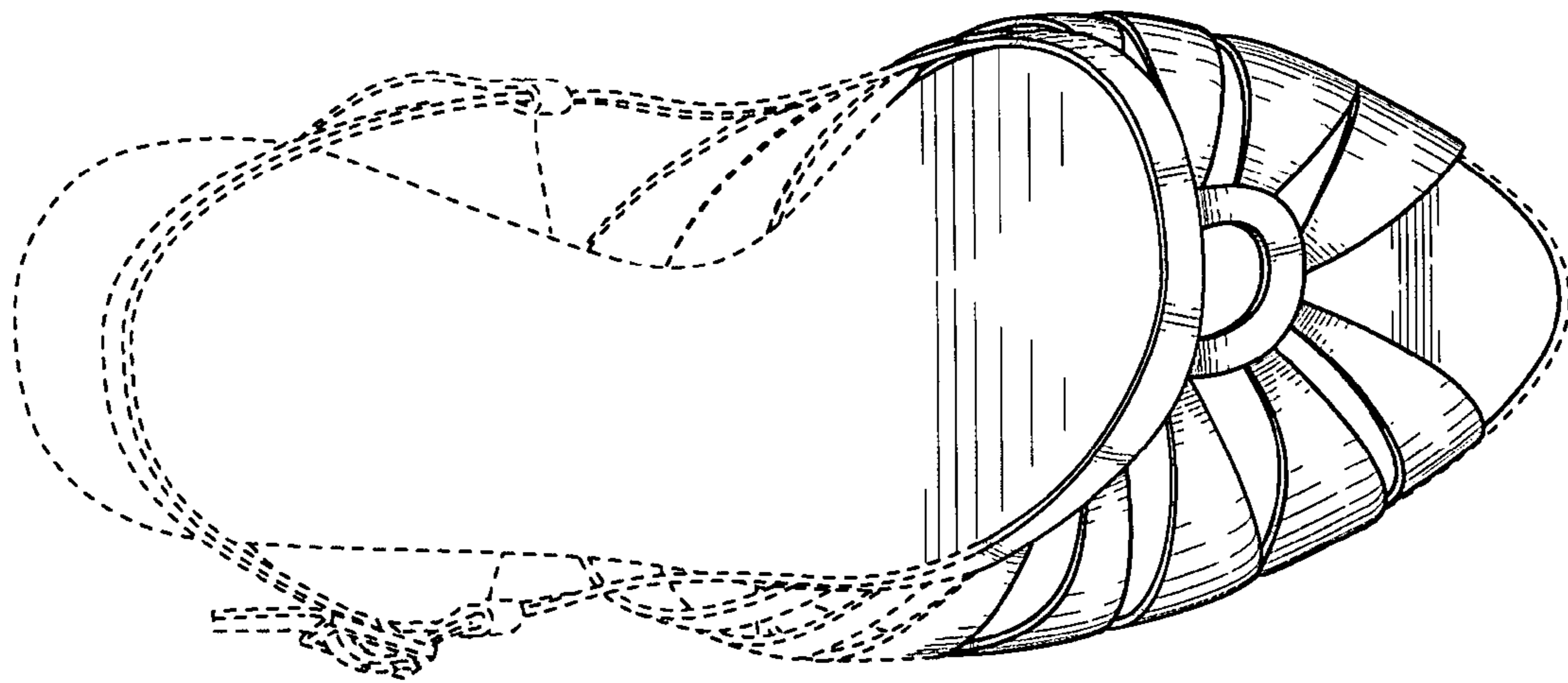


FIG. 5