



US00D569600S

(12) **United States Design Patent**
Mayden

(10) **Patent No.:** **US D569,600 S**

(45) **Date of Patent:** **** May 27, 2008**

(54) **SHOE UPPER**

(75) Inventor: **Jason Carter Mayden**, Beaverton, OR (US)

(73) Assignee: **Nike, Inc.**, Beaverton, OR (US)

(**) Term: **14 Years**

(21) Appl. No.: **29/280,851**

(22) Filed: **Jun. 8, 2007**

(51) **LOC (8) Cl.** **02-99**

(52) **U.S. Cl.** **D2/969**

(58) **Field of Classification Search** D2/902,
D2/906-908, 943, 944, 969, 972-974, 945;
36/45, 77 M, 77 R, 83, 113, 114, 126-131
See application file for complete search history.

(56) **References Cited**

U.S. PATENT DOCUMENTS

470,316 A	3/1892	Brown	
D239,478 S	4/1976	Senter	
D239,479 S	4/1976	Senter	
D272,963 S	3/1984	Muller et al.	
D294,421 S	3/1988	Le	
D311,988 S	11/1990	Hase	
D312,167 S	11/1990	Hase	
D324,760 S	3/1992	Rogers	
D345,460 S	3/1994	Ryder	
D402,098 S	12/1998	Cooper	
D418,284 S	1/2000	Hlavacs	
D420,790 S	2/2000	Oliva	
D429,064 S	8/2000	Lozano	
D450,917 S	11/2001	Fogg	
D467,410 S *	12/2002	Mervar	D2/972
D474,883 S	5/2003	Cooper	
D475,522 S	6/2003	Hlavacs	
D483,935 S *	12/2003	Kuerbis	D2/972
D486,299 S	2/2004	Hawkins	
D513,665 S	1/2006	Teague	
D517,289 S	3/2006	Dabah	
D519,274 S	4/2006	Chang	

D539,026 S *	3/2007	DiTullo, Jr.	D2/972
D546,050 S	7/2007	Edwards	
D547,047 S *	7/2007	Roulo	D2/972
D548,449 S	8/2007	Edwards	
D549,949 S	9/2007	Portzline	
D549,951 S	9/2007	Mayden	
D551,840 S	10/2007	Avar	
D554,355 S	11/2007	Goldman	
D562,539 S *	2/2008	Hulbert	D2/969
D563,665 S *	3/2008	Mayden	D2/972

OTHER PUBLICATIONS

Nike Footwear Catalog, Fall 1996, p. 196, published Dec. 1995.
Nike Footwear Catalog, Fall 1999, p. M83, published Nov. 1998.
Nike Footwear Catalog, Holiday 2000, p. M67, published Mar. 2000.
Nike Footwear Catalog, Holiday 2001, p. W101, published Feb. 2001.
Nike Footwear Catalog, Fall 2005, p. 41, published Nov. 2004.
Nike Footwear Catalog, Fall 2007, p. 50, published Nov. 2006.

* cited by examiner

Primary Examiner—Dominic Simone

(74) *Attorney, Agent, or Firm*—Banner & Witcoff, Ltd.

(57) **CLAIM**

The ornamental design for a shoe upper, as shown and described.

DESCRIPTION

FIG. 1 is a front perspective view of a shoe upper showing my new design;

FIG. 2 is a side view thereof;

FIG. 3 is a second side view thereof;


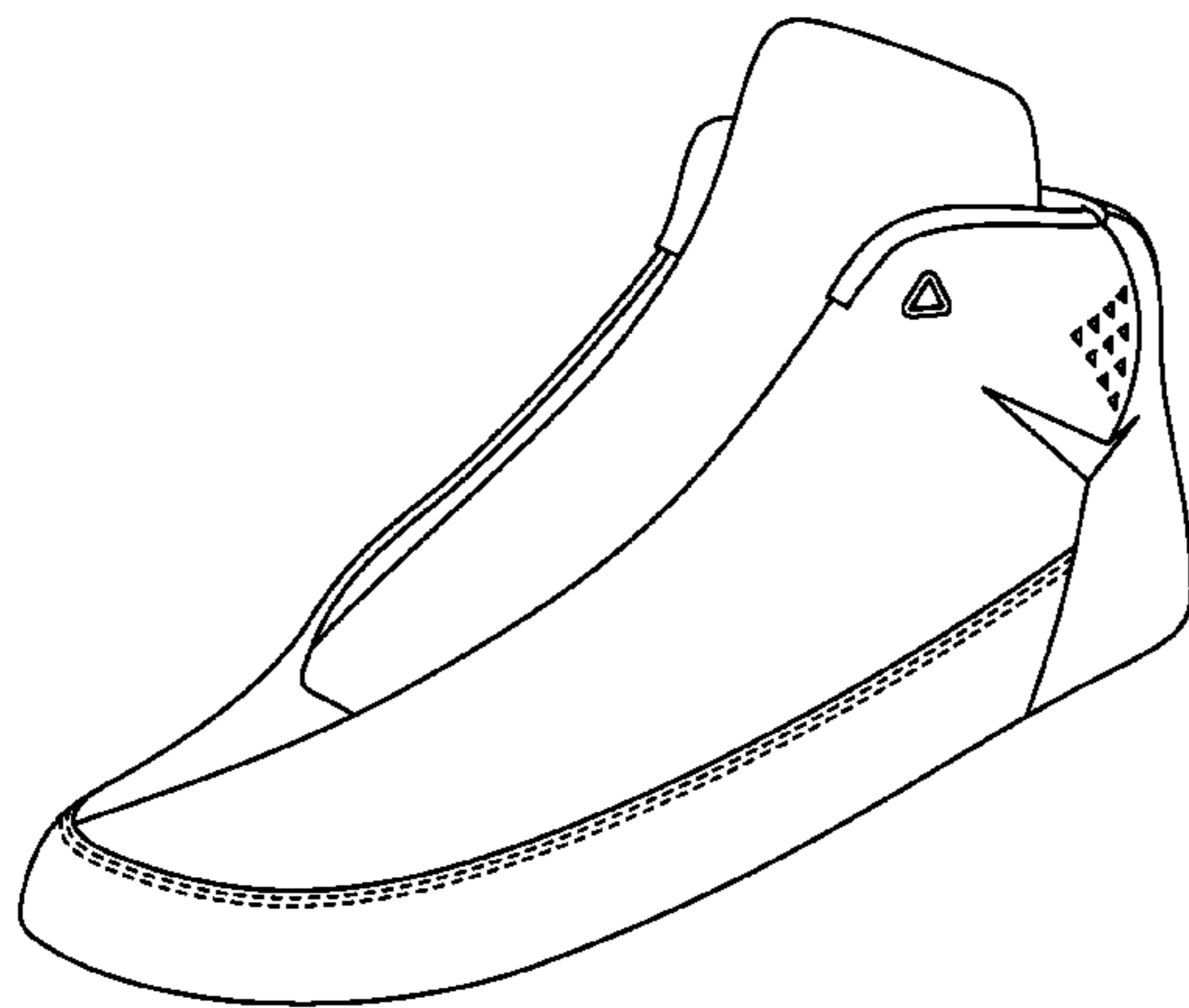
FIG. 4 is a front view thereof;

FIG. 5 is a rear view thereof; and,

FIG. 6 is a top view thereof.

The broken lines within the claim area represent stitching.

1 Claim, 5 Drawing Sheets



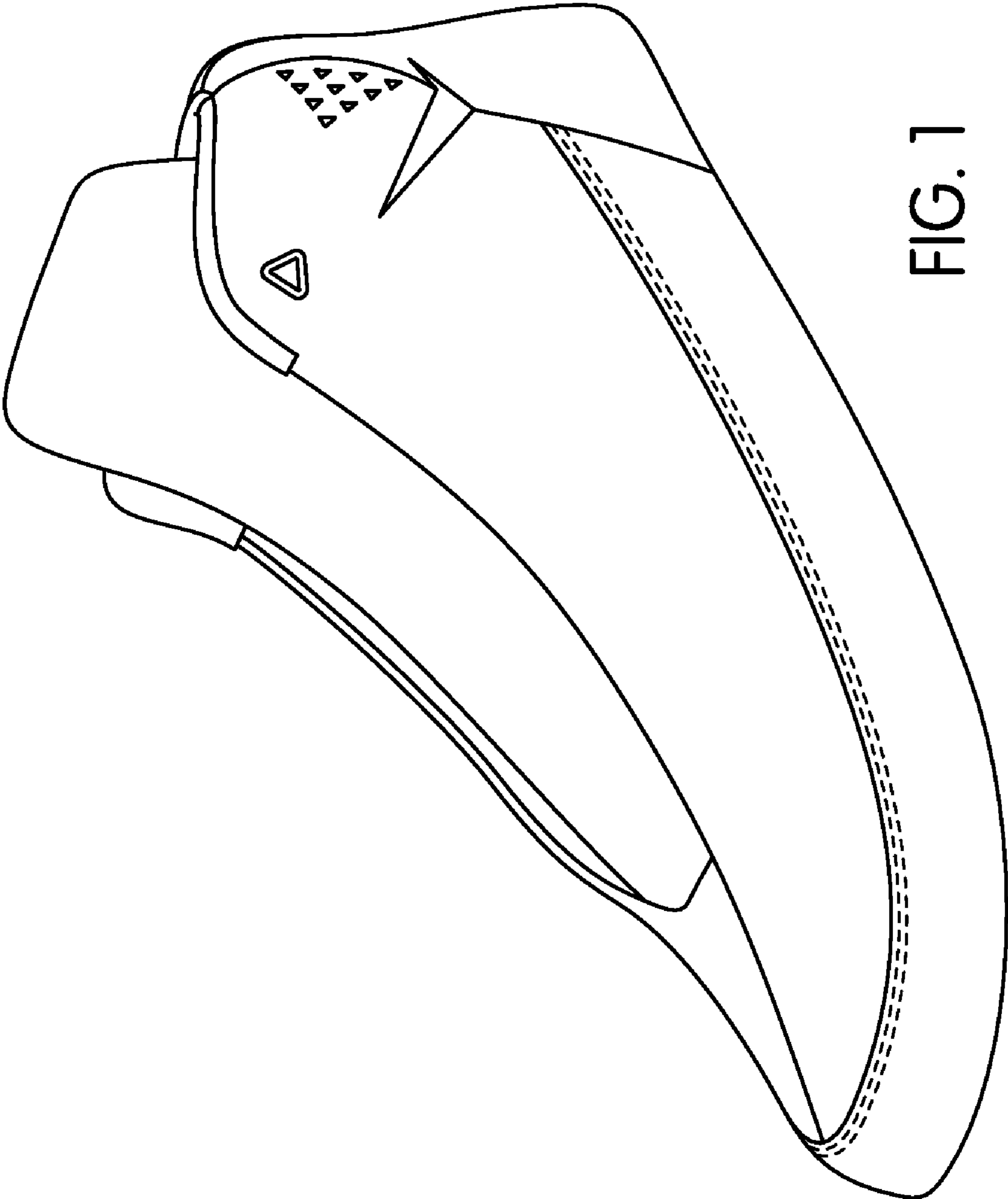


FIG. 1

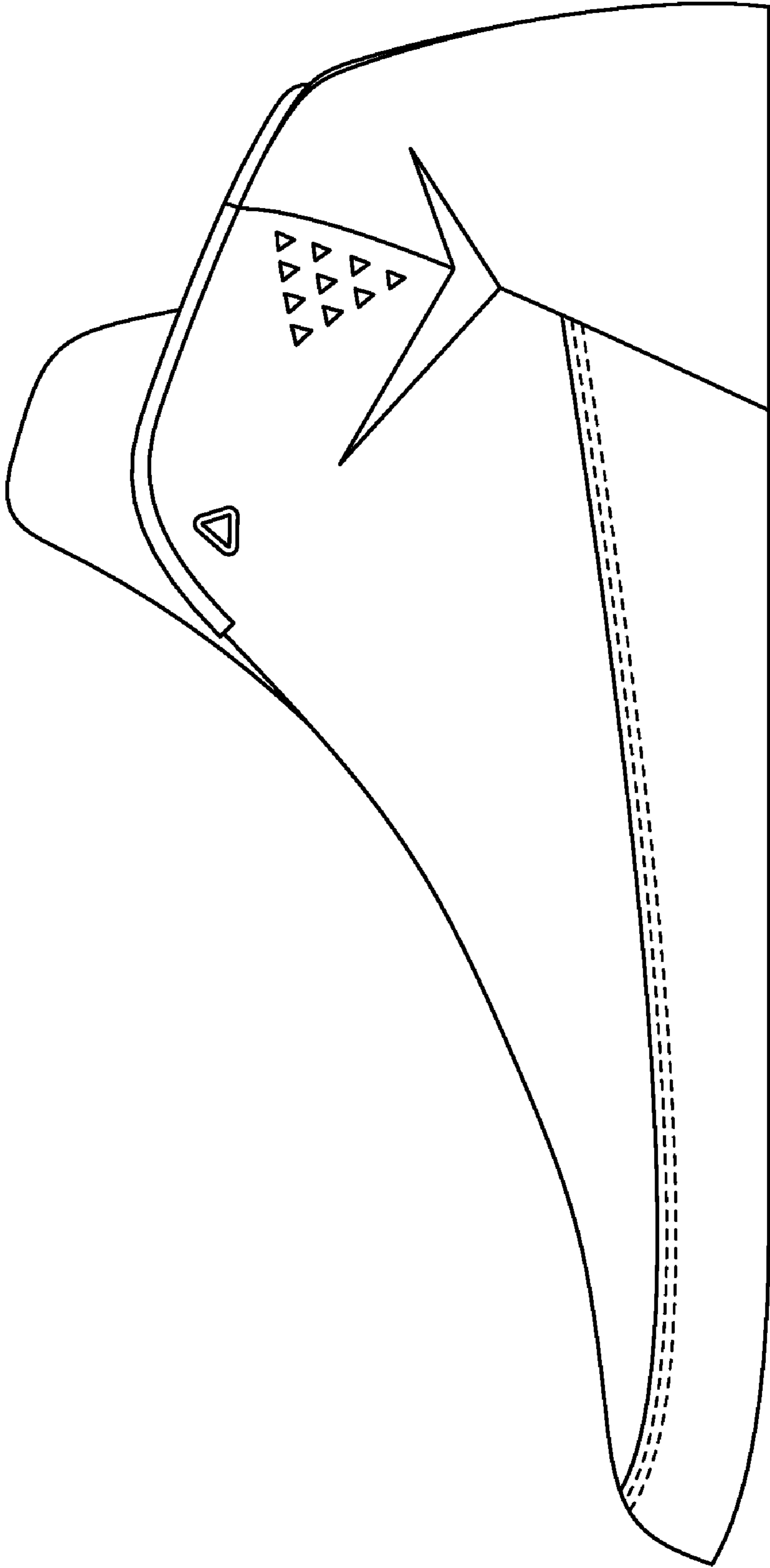


FIG. 2

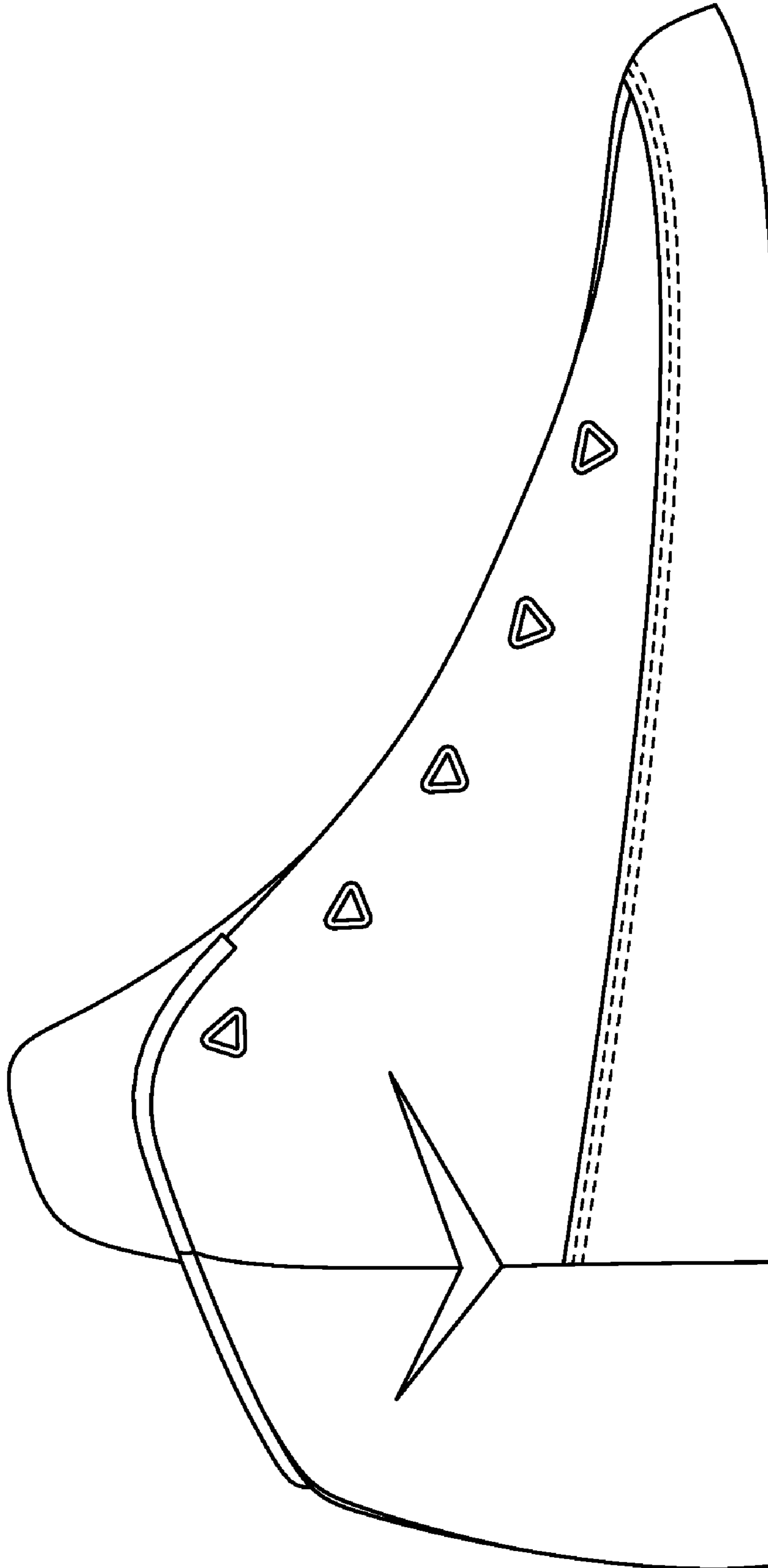


FIG. 3

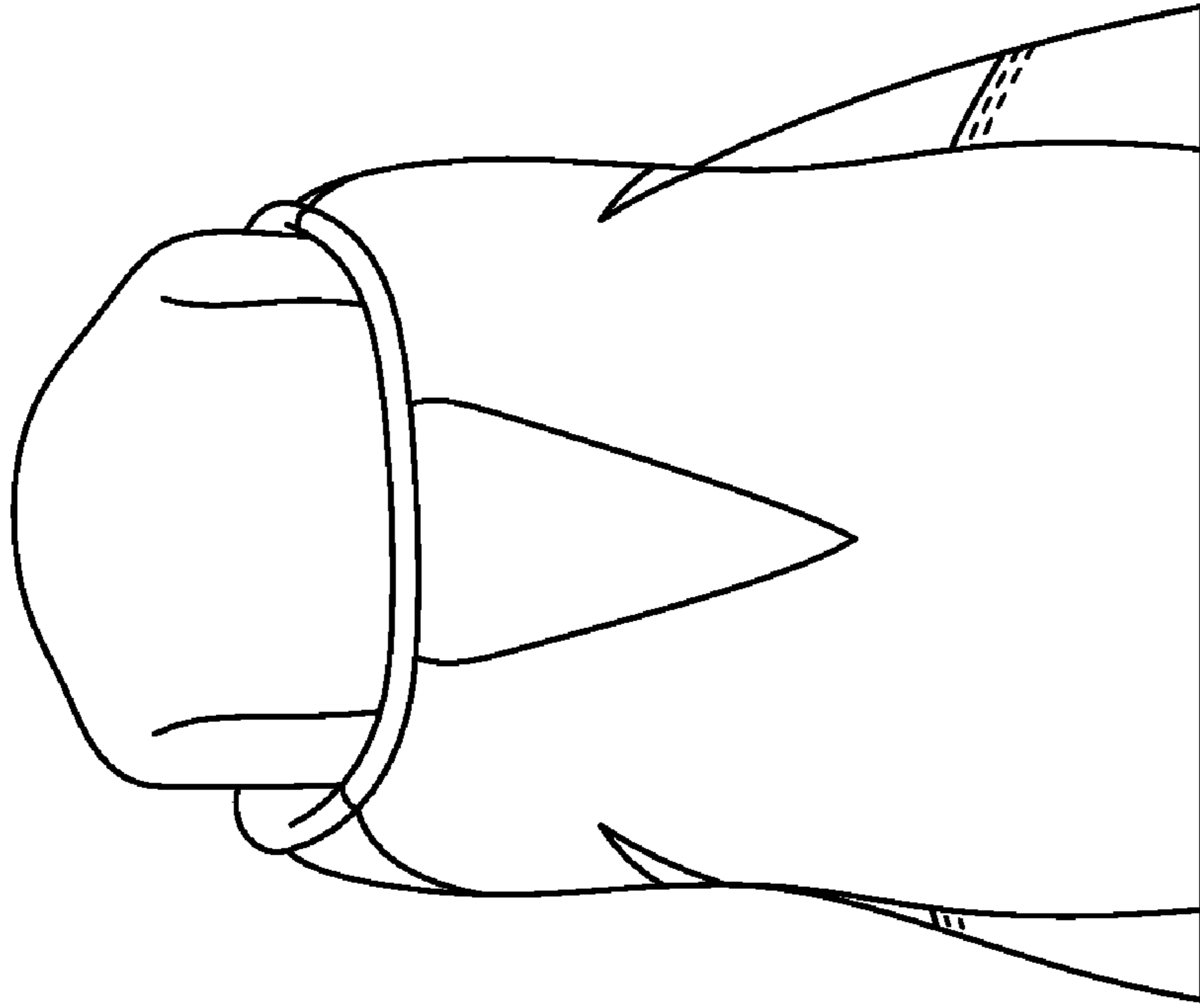


FIG. 5

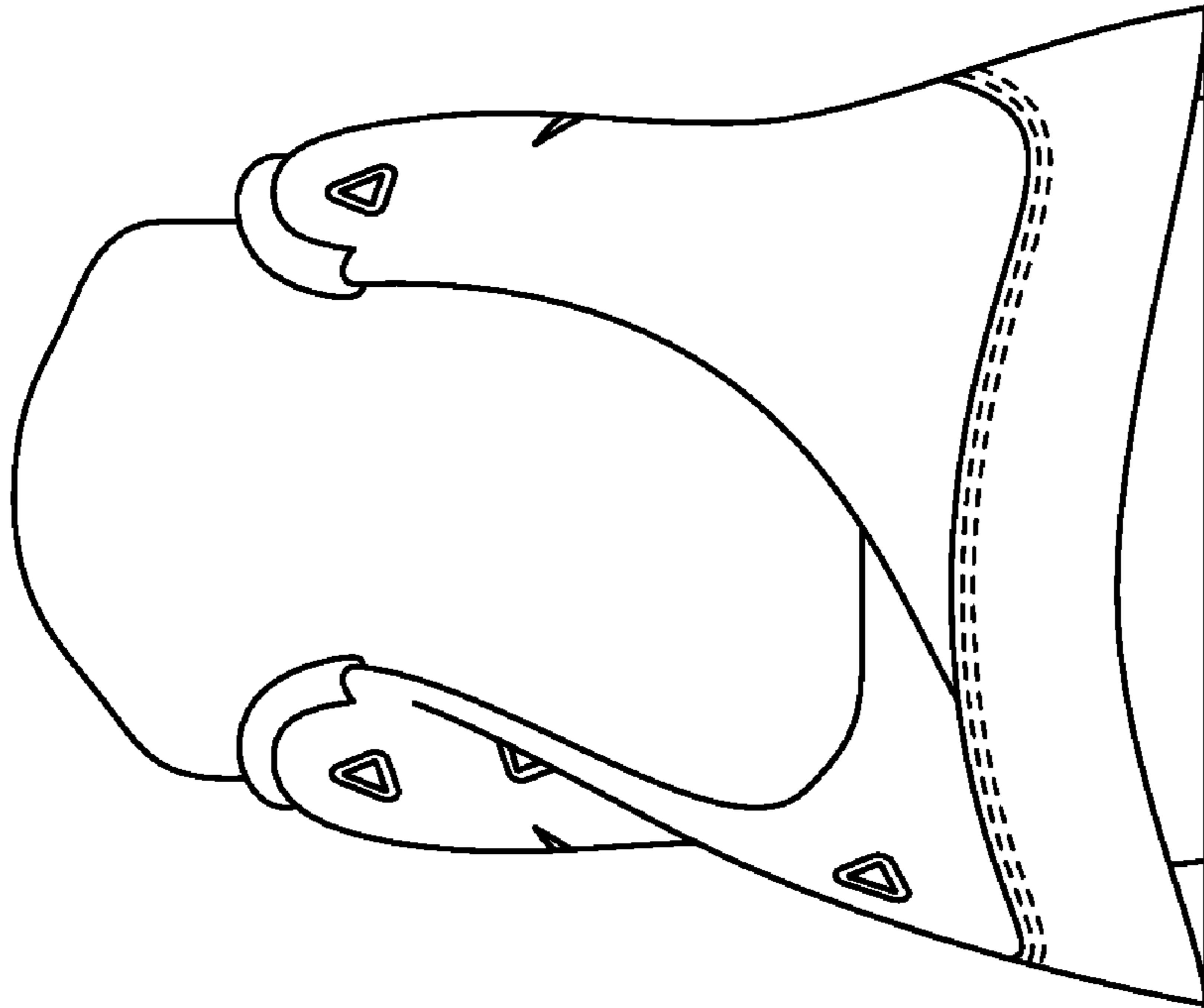


FIG. 4

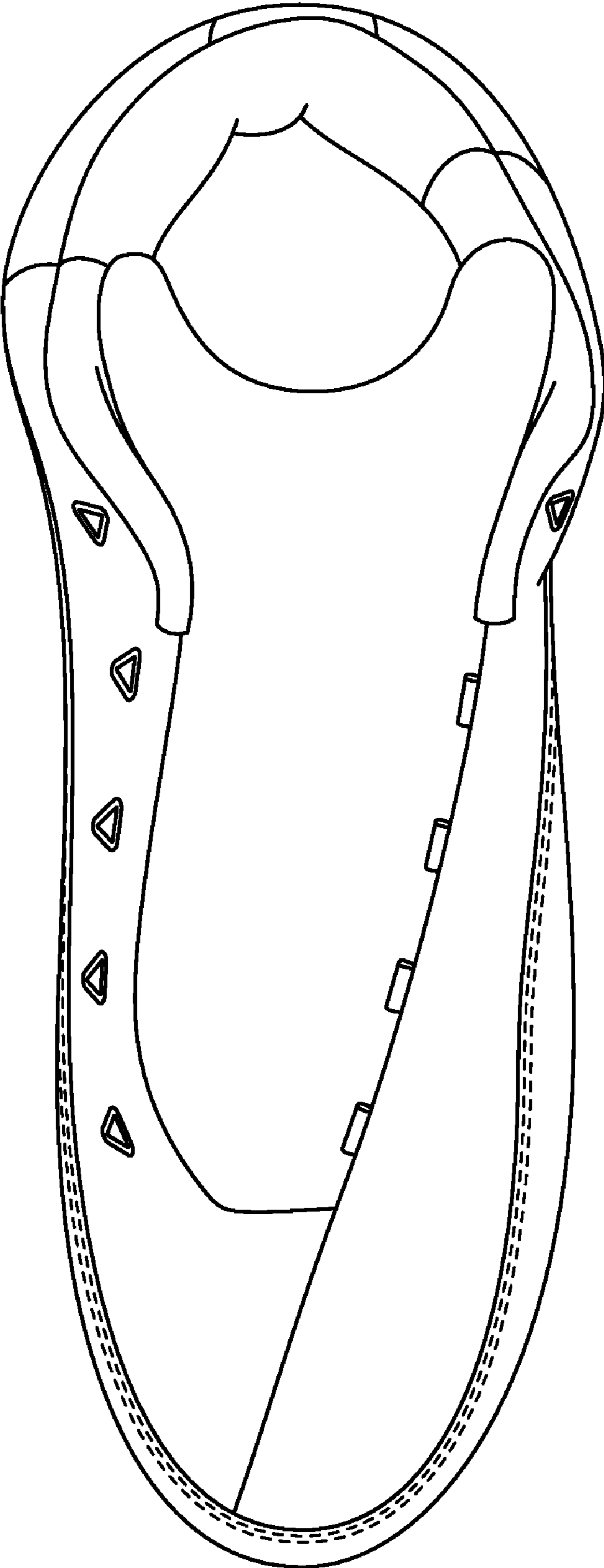


FIG. 6