

US00D569598S

(12) **United States Design Patent**  
**Matis et al.**

(10) **Patent No.:** **US D569,598 S**  
(45) **Date of Patent:** **\*\* May 27, 2008**

(54) **FOOTWEAR UPPER**

(75) Inventors: **Clark A. Matis**, Charlotte, VT (US);  
**Martin W. F. Dean**, St. Albans (GB)

(73) Assignee: **Wolverine World Wide, Inc.**,  
Rockford, MI (US)

(\*\*) Term: **14 Years**

(21) Appl. No.: **29/268,679**

(22) Filed: **Nov. 9, 2006**

(51) **LOC (8) Cl.** ..... **02-99**

(52) **U.S. Cl.** ..... **D2/969**

(58) **Field of Classification Search** ..... D2/902,  
D2/906-908, 943, 944, 969, 972-974, 946,  
D2/924, 926; 36/45, 50.1, 83, 88, 113, 114,  
36/126-130, 11

See application file for complete search history.

(56) **References Cited**

**U.S. PATENT DOCUMENTS**

D476,796 S	*	7/2003	Meza et al. ....	D2/902
D480,544 S		10/2003	Matis et al.	
D502,799 S		3/2005	Matis et al.	
D504,559 S		5/2005	Robbins et al.	
D506,602 S		6/2005	Ardissono	
D517,296 S		3/2006	Matis et al.	
D555,346 S	*	11/2007	Bettencourt .....	D2/972

**OTHER PUBLICATIONS**

Coleman Fall 2000 Buyer's Guide, pp. 3-5 and 7.  
Merrell Fall 2006 Catalog, p. 59.

\* cited by examiner

*Primary Examiner*—Dominic Simone

(74) *Attorney, Agent, or Firm*—Warner Norcross & Judd  
LLP

(57) **CLAIM**

The ornamental design for footwear upper, as shown and  
described.

**DESCRIPTION**

FIG. 1 is a perspective view of the footwear upper embody-  
ing the new design;

FIG. 2 is a top view thereof;

FIG. 3 is a right side view thereof;

FIG. 4 is a left side view thereof;

FIG. 5 is a front view thereof; and,

FIG. 6 is a rear view thereof.

FIGS. 1-6 show features of an article of footwear in  
phantom lines. These features are shown for environmental  
purposes and do not form any part of the claimed design.  
Further, the phantom lines immediately adjacent the solid-  
line portions of the design form the boundary of the design,  
with the phantom lines forming no part of the claimed  
design.

**1 Claim, 4 Drawing Sheets**






Fig. 1

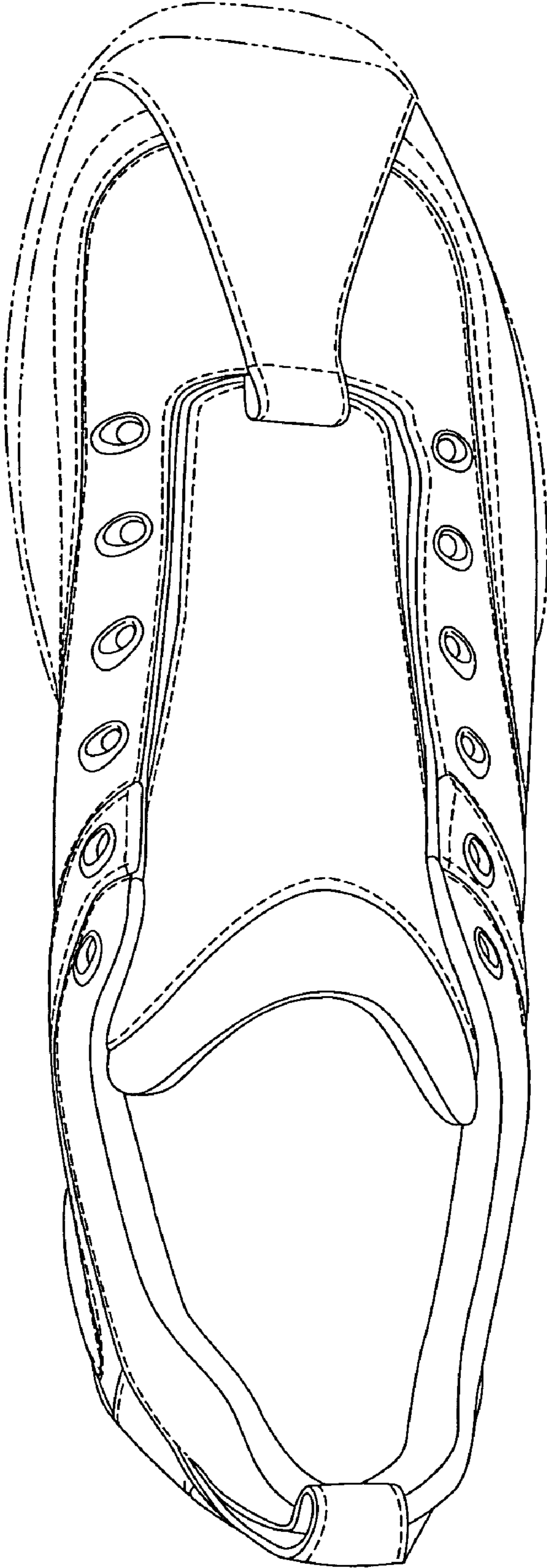


Fig. 2




Fig. 3



Fig. 4



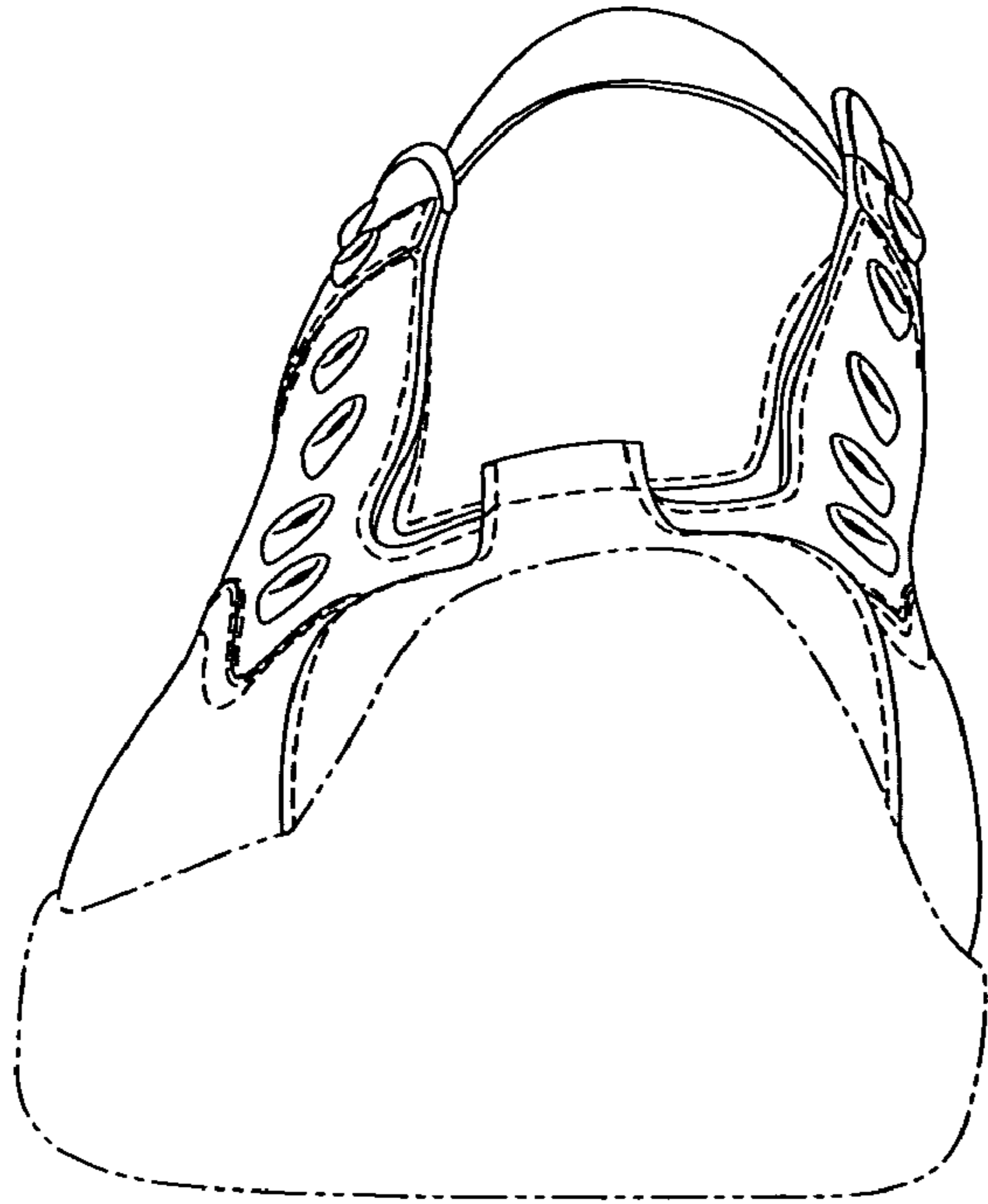


Fig. 5

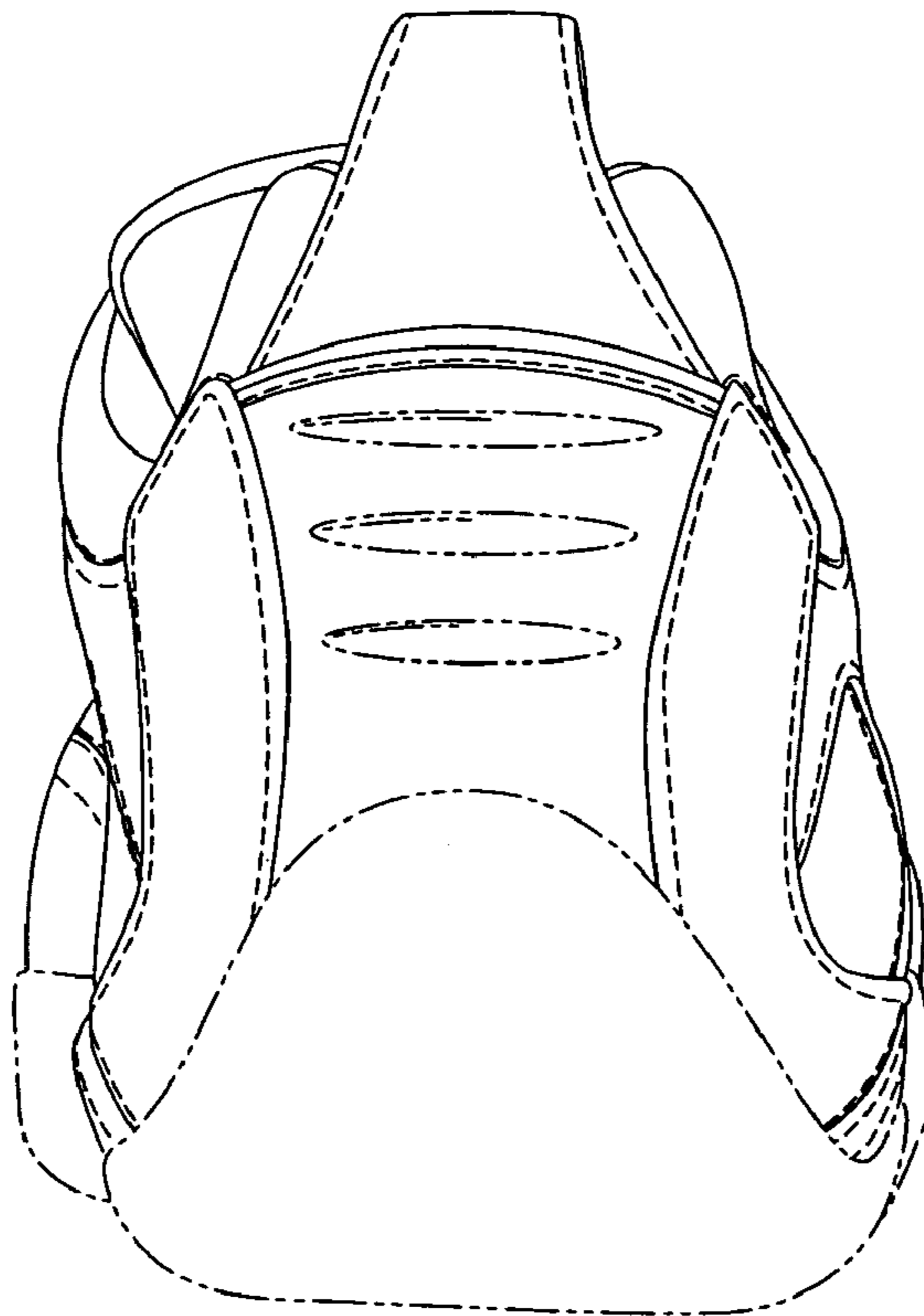


Fig. 6