



US00D569589S

(12) **United States Design Patent**
James

(10) **Patent No.:** **US D569,589 S**

(45) **Date of Patent:** **** May 27, 2008**

(54) **FOOTWEAR**

(75) Inventor: **Georgina James**, London (GB)

(73) Assignee: **Lacoste Alligator, S.A.**, Geneva (CH)

(**) Term: **14 Years**

(21) Appl. No.: **29/286,655**

(22) Filed: **May 15, 2007**

(30) **Foreign Application Priority Data**

Nov. 16, 2006 (EM) 000622329

(51) **LOC (8) Cl.** **02-04**

(52) **U.S. Cl.** **D2/925; D2/930**

(58) **Field of Classification Search** D2/902,
D2/906-908, 943, 944, 969, 972-974, 946,
D2/924, 926, 900, 925, 930, 971, 954, 955;
36/45, 50.1, 83.88, 113, 114, 126-130, 11,
36/112

See application file for complete search history.

(56) **References Cited**

U.S. PATENT DOCUMENTS

- D39,747 S * 1/1909 McKenna D2/955
- D54,515 S * 2/1920 Wolcott D2/955
- D60,665 S * 3/1922 Hirshfield D2/930
- D87,274 S * 6/1932 Meyer et al. D2/930
- D149,683 S * 5/1948 Sandler D2/930
- D149,684 S * 5/1948 Sandler D2/930
- D149,695 S * 5/1948 Sandler D2/930
- D163,185 S * 5/1951 Joyce D2/930
- D234,930 S * 4/1975 Arambasic et al. D2/955
- D460,609 S * 7/2002 Belley D2/971
- D499,868 S * 12/2004 Belley et al. D2/969
- D500,191 S * 12/2004 Belley et al. D2/969
- D500,403 S * 1/2005 Belley et al. D2/969

- D502,798 S * 3/2005 Belley et al. D2/969
- D513,836 S * 1/2006 Magro et al. D2/925
- D517,294 S * 3/2006 Belley et al. D2/969
- D532,962 S * 12/2006 Teteriatnikov D2/971
- D536,517 S * 2/2007 Gerber D2/954
- D538,520 S * 3/2007 Belley et al. D2/969
- D539,020 S * 3/2007 Belley et al. D2/969
- D539,021 S * 3/2007 Belley et al. D2/969
- D539,022 S * 3/2007 Belley D2/969
- D541,512 S * 5/2007 Belley D2/969
- D542,516 S * 5/2007 Petrie D2/954
- D544,681 S * 6/2007 Clark D2/969
- D547,536 S * 7/2007 Hulbert D2/969
- D556,436 S * 12/2007 Wilkenfeld et al. D2/971

* cited by examiner

Primary Examiner—Dominic Simone

(74) *Attorney, Agent, or Firm*—Fross Zelnick Lehrman & Zissu, P.C.; Charles T. J. Weigell, Esq

(57) **CLAIM**

The ornamental design for footwear, as shown and described.

DESCRIPTION

FIG. 1 is a front perspective view of a shoe showing my new footwear design;

FIG. 2 is a left side view of the footwear shown in FIG. 1;

FIG. 3 is a right side view of the footwear shown in FIG. 1;

FIG. 4 is a front view of the footwear shown in FIG. 1;

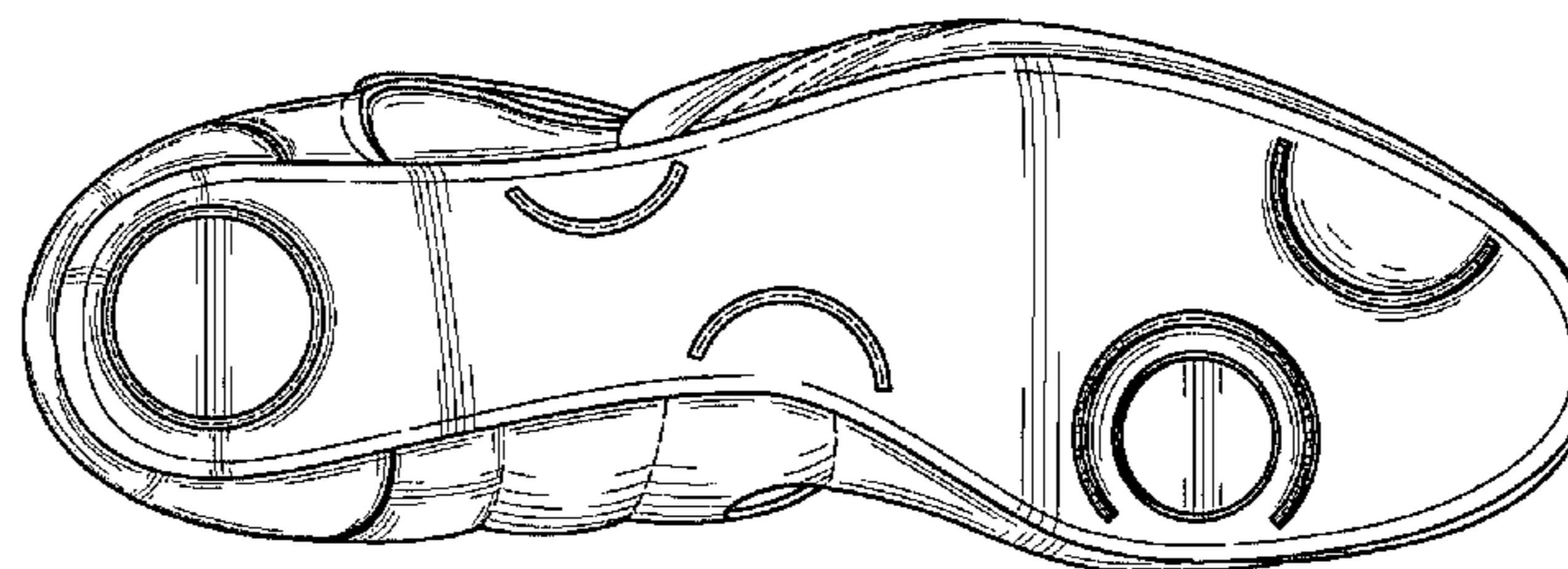
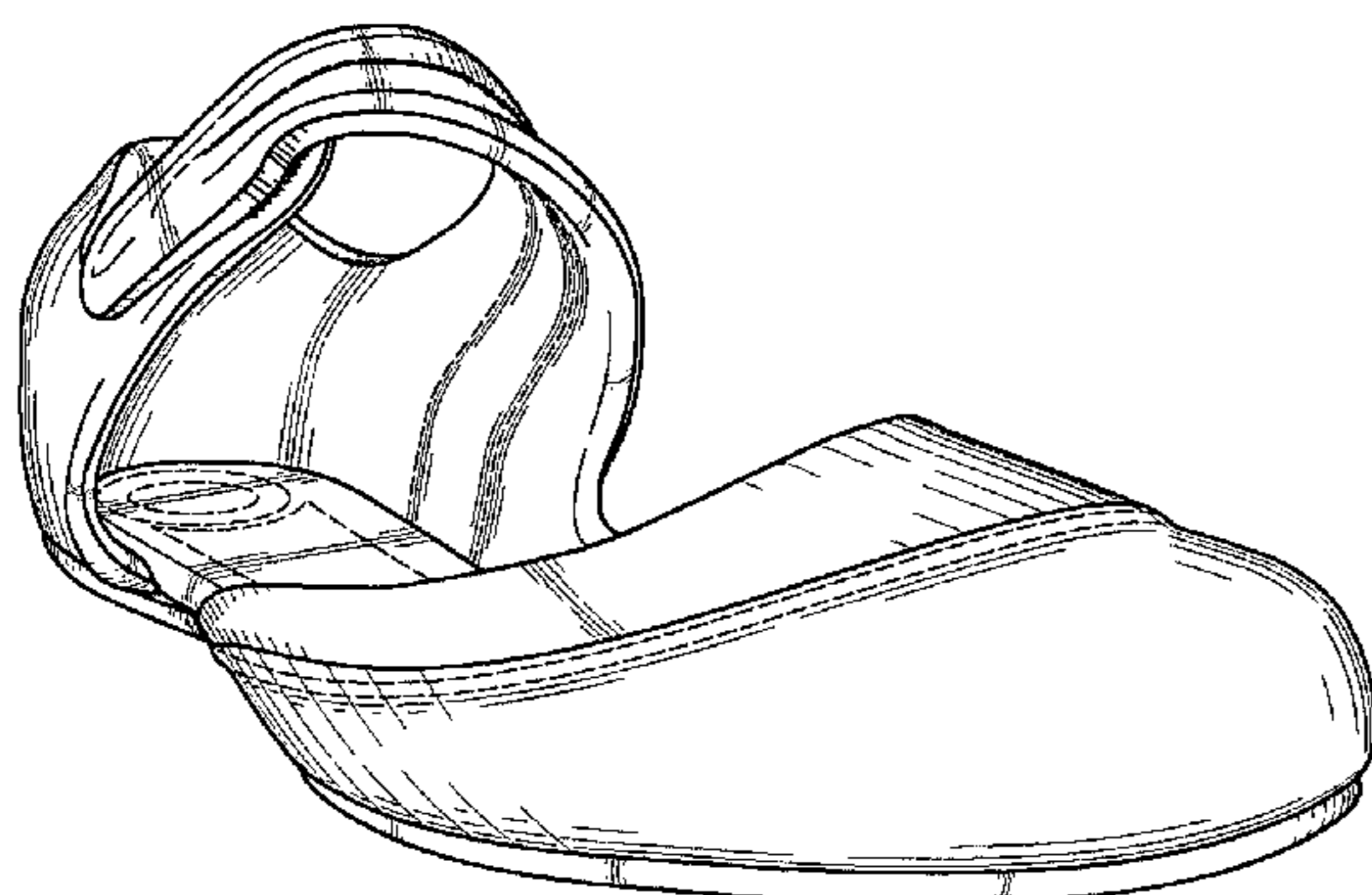
FIG. 5 is a rear view of the footwear shown in FIG. 1;

FIG. 6 is a top view of the footwear shown in FIG. 1; and,

FIG. 7 is a bottom view of the footwear shown in FIG. 1.

The dotted lines are understood to represent stitching.

1 Claim, 7 Drawing Sheets



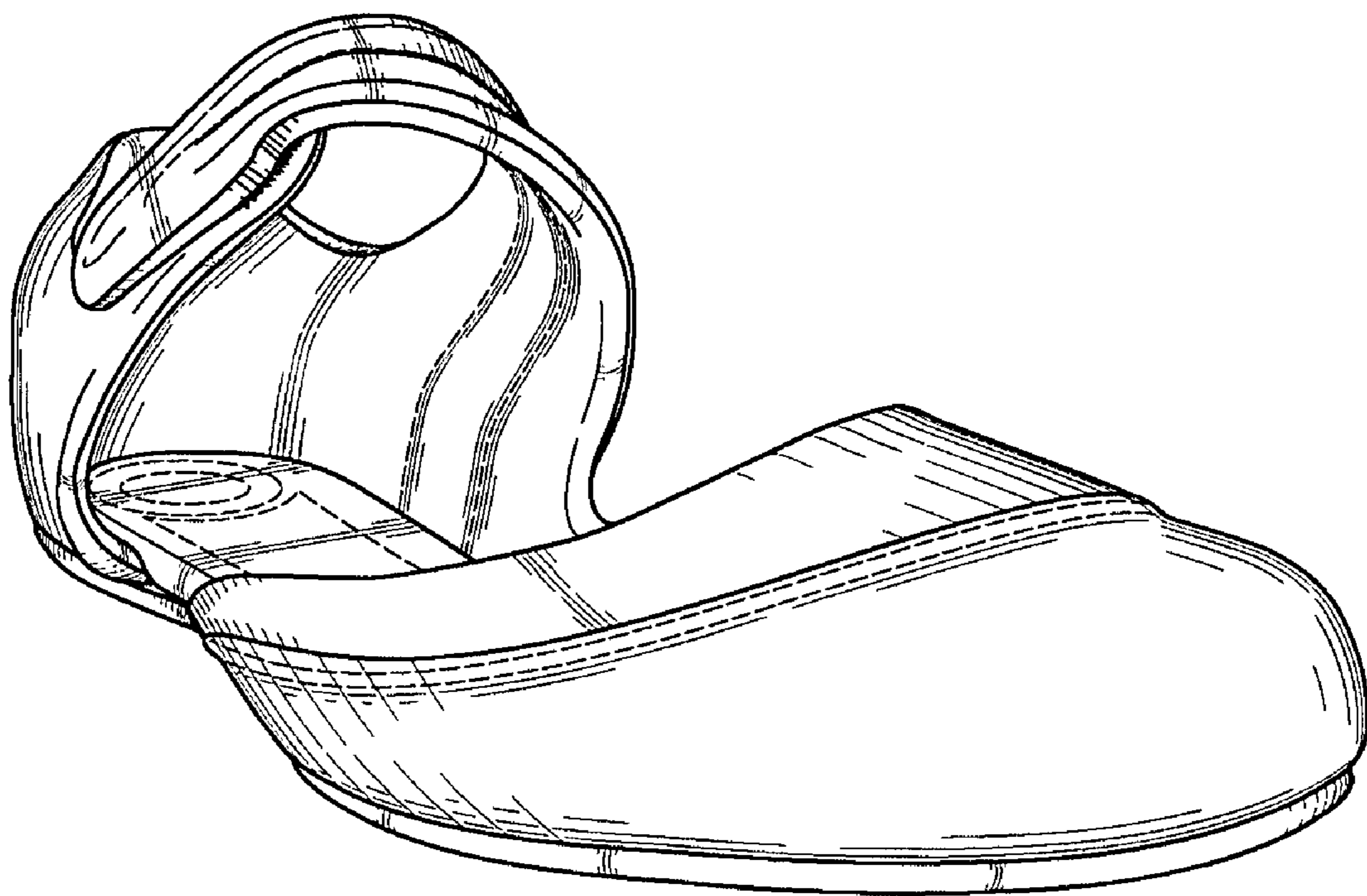


FIG. 1

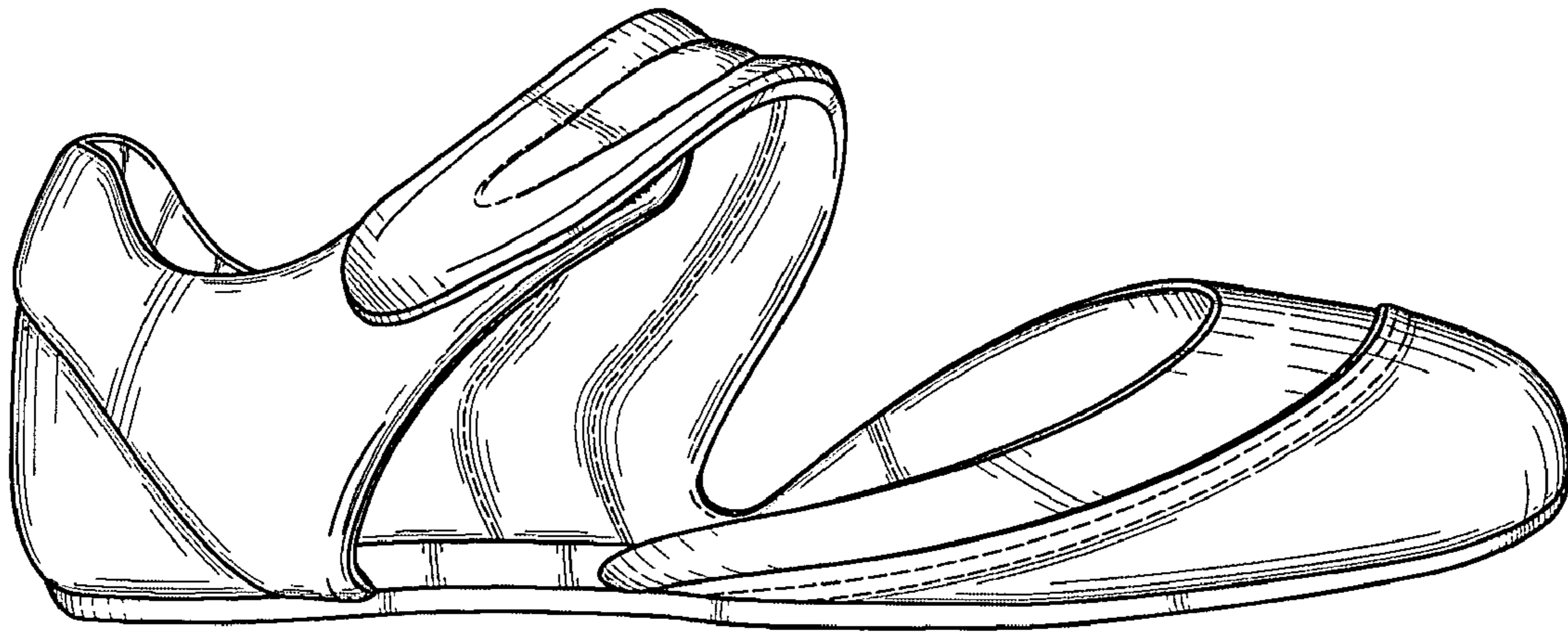


FIG. 2

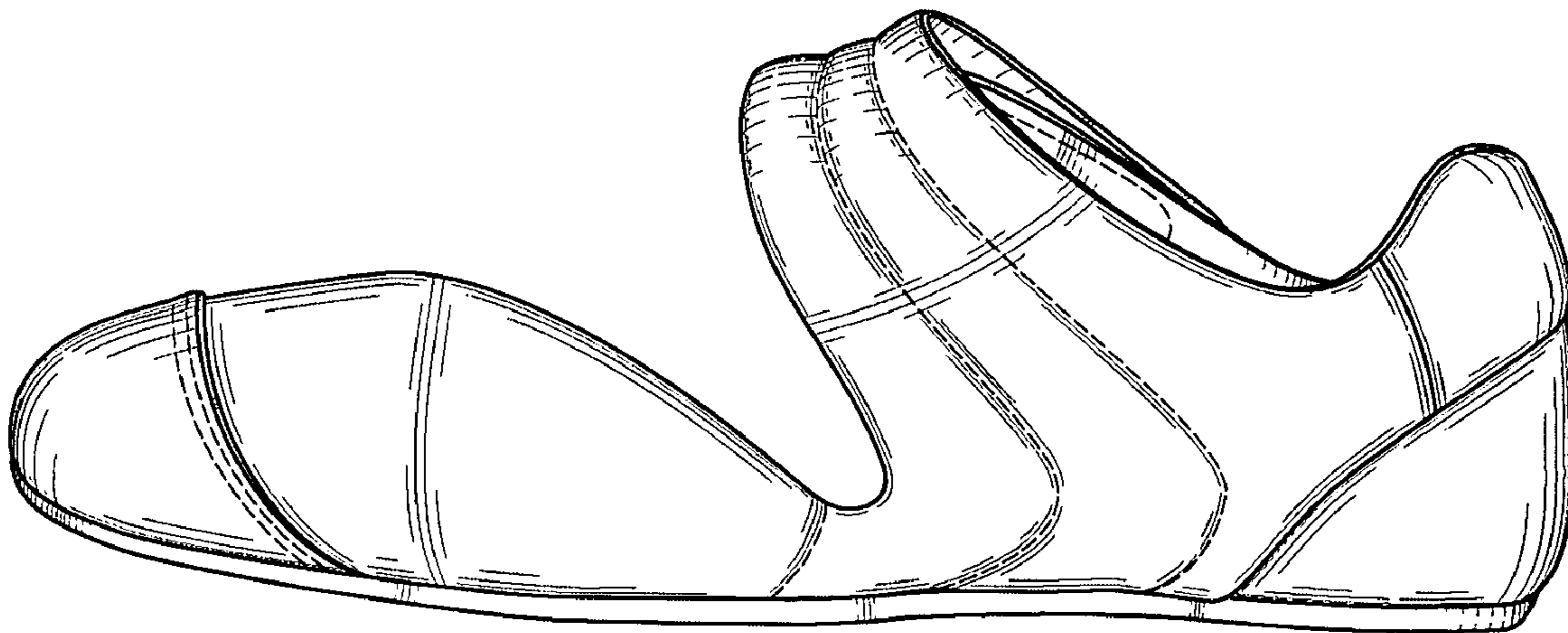


FIG. 3

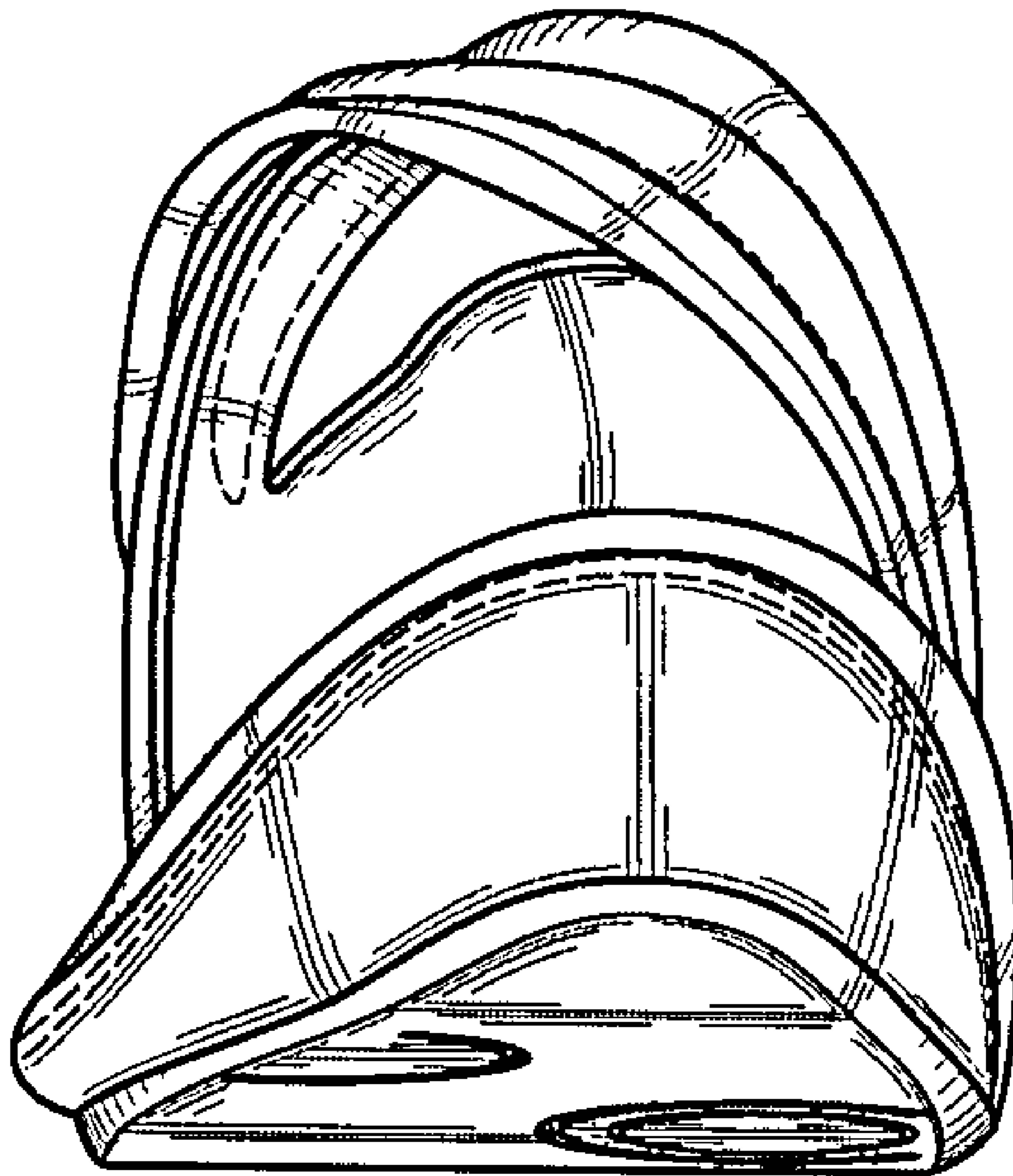


FIG. 4




FIG. 5

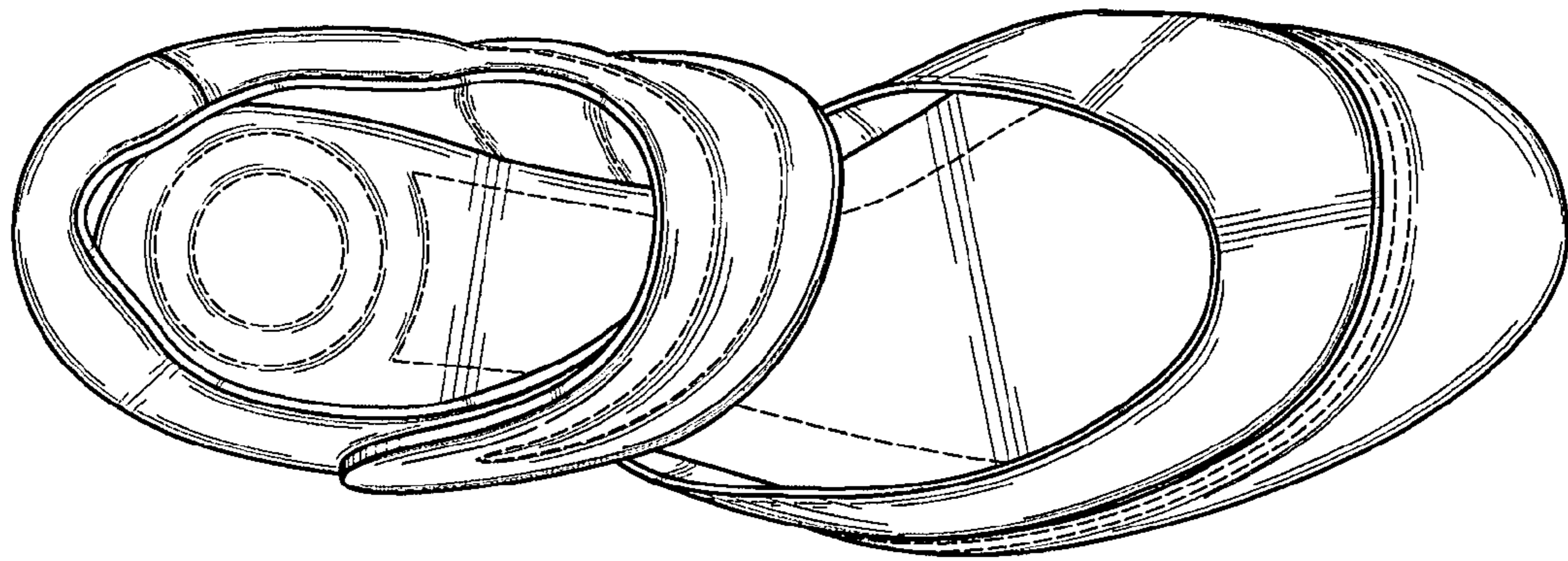


FIG. 6

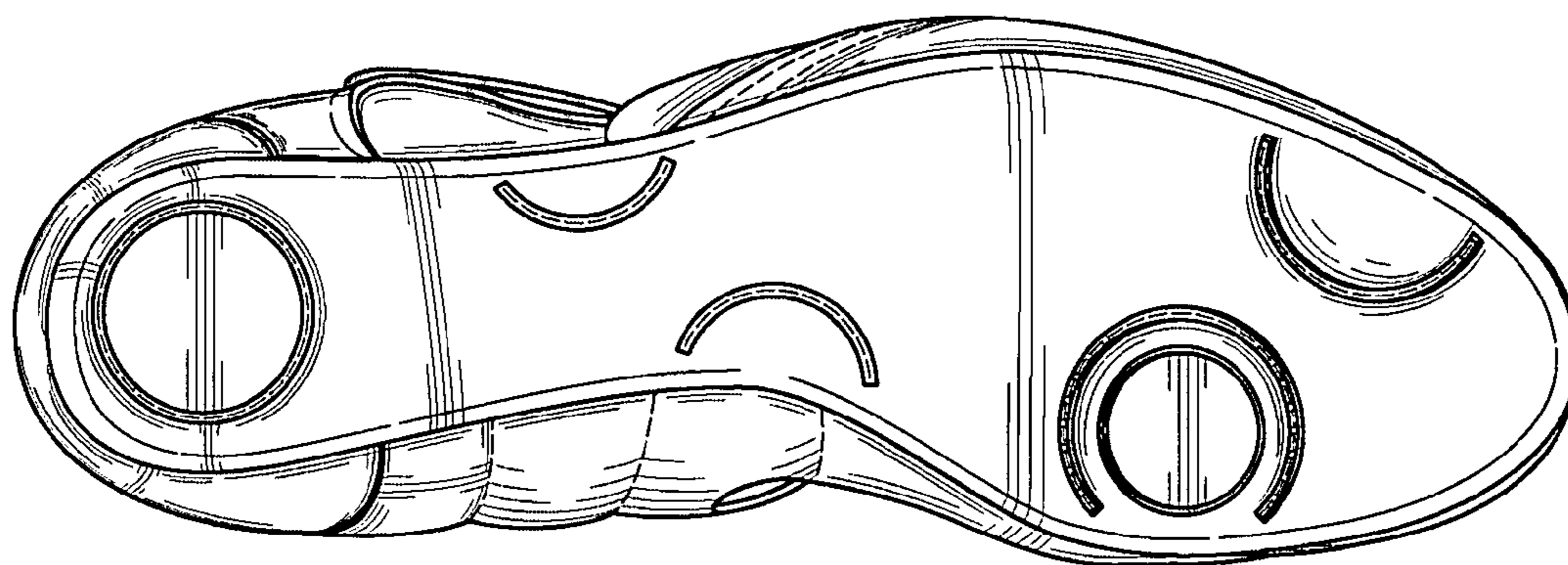


FIG. 7