



US00D569588S

(12) **United States Design Patent**  
**James**

(10) **Patent No.:** **US D569,588 S**

(45) **Date of Patent:** **\*\* May 27, 2008**

(54) **FOOTWEAR**

(75) Inventor: **Georgina James**, London (GB)

(73) Assignee: **Lacoste Alligator S.A.**, Geneva (CH)

(\*\*) Term: **14 Years**

(21) Appl. No.: **29/289,749**

(22) Filed: **Jul. 30, 2007**

(30) **Foreign Application Priority Data**

Feb. 2, 2007 (EM) ..... 000663133

(51) **LOC (8) Cl.** ..... **02-04**

(52) **U.S. Cl.** ..... **D2/908**

(58) **Field of Classification Search** ..... D2/902,  
D2/906-908, 943, 944, 969, 972-974, 946,  
D2/924, 926, 954, 955; 36/45, 50.1, 83,  
36/88, 113, 114, 126-130, 11

See application file for complete search history.

(56) **References Cited**

**U.S. PATENT DOCUMENTS**

- D94,079 S \* 12/1934 Fowler ..... D2/955
- D125,656 S \* 3/1941 Cutler ..... D2/955
- D197,505 S \* 2/1964 Bingham et al. .... D2/955
- D234,930 S \* 4/1975 Arambasic ..... D2/955
- D236,560 S \* 9/1975 Senter ..... D2/907
- D237,425 S \* 11/1975 Askew ..... D2/907
- D255,171 S \* 6/1980 Bowers ..... D2/908
- D475,186 S \* 6/2003 Shea et al. .... D2/969
- D476,144 S \* 6/2003 Adams et al. .... D2/969
- D504,555 S \* 5/2005 Urie ..... D2/955
- D509,648 S \* 9/2005 Robbins et al. .... D2/955

- D513,836 S \* 1/2006 Magro et al. .... D2/954
- D517,298 S \* 3/2006 James ..... D2/969
- D528,285 S \* 9/2006 Hlavacs ..... D2/972
- D529,707 S \* 10/2006 Shaffer ..... D2/972
- D533,987 S \* 12/2006 Matis et al. .... D2/969
- D535,463 S \* 1/2007 Matis et al. .... D2/969
- D538,517 S \* 3/2007 Della Valle ..... D2/907
- D541,515 S \* 5/2007 Lane, III ..... D2/969
- D541,518 S \* 5/2007 Rasmussen ..... D2/972
- D547,936 S \* 8/2007 Masullo ..... D2/969
- D548,442 S \* 8/2007 Hulbert ..... D2/969

\* cited by examiner

*Primary Examiner*—Dominic Simone

(74) *Attorney, Agent, or Firm*—Fross Zelnick Lehrman & Zissu, P.C.; Charles T. J. Weigell, Esq.

(57) **CLAIM**

The ornamental design for footwear, as shown and described.

**DESCRIPTION**

FIG. 1 is a front perspective view of a shoe showing my new footwear design;

FIG. 2 is a left side view of the footwear shown in FIG. 1;

FIG. 3 is a right side view of the footwear shown in FIG. 1;

FIG. 4 is a front view of the footwear shown in FIG. 1;

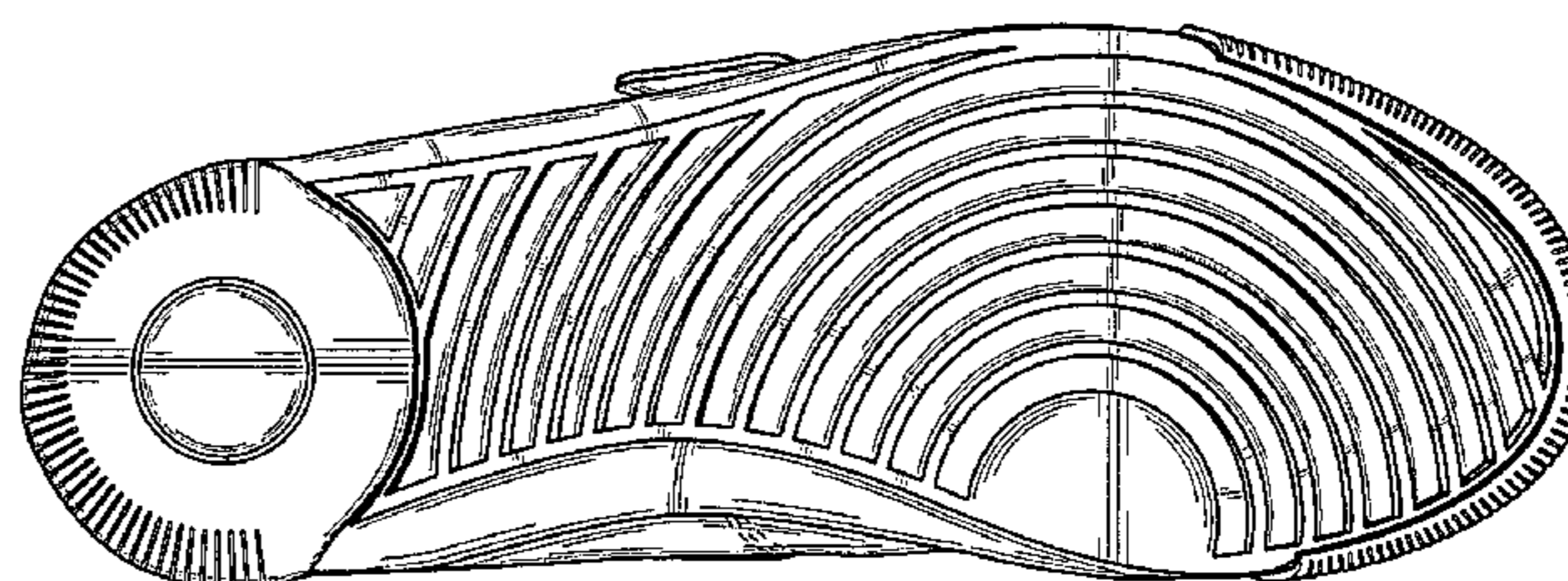
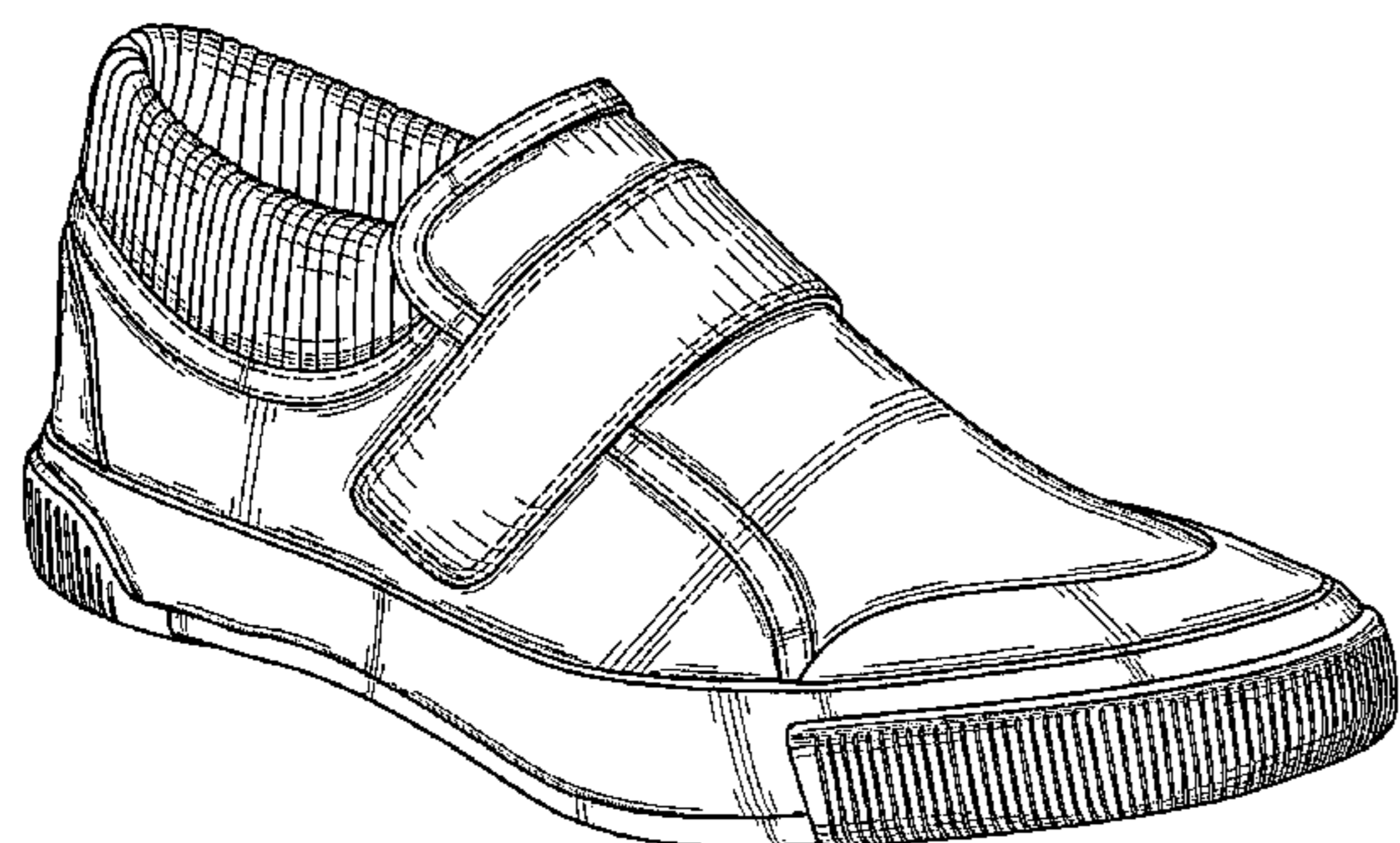
FIG. 5 is a rear view of the footwear shown in FIG. 1;

FIG. 6 is a top view of the footwear shown in FIG. 1; and,

FIG. 7 is a bottom view of the footwear shown in FIG. 1.

The dotted lines are understood to represent stitching.

**1 Claim, 7 Drawing Sheets**



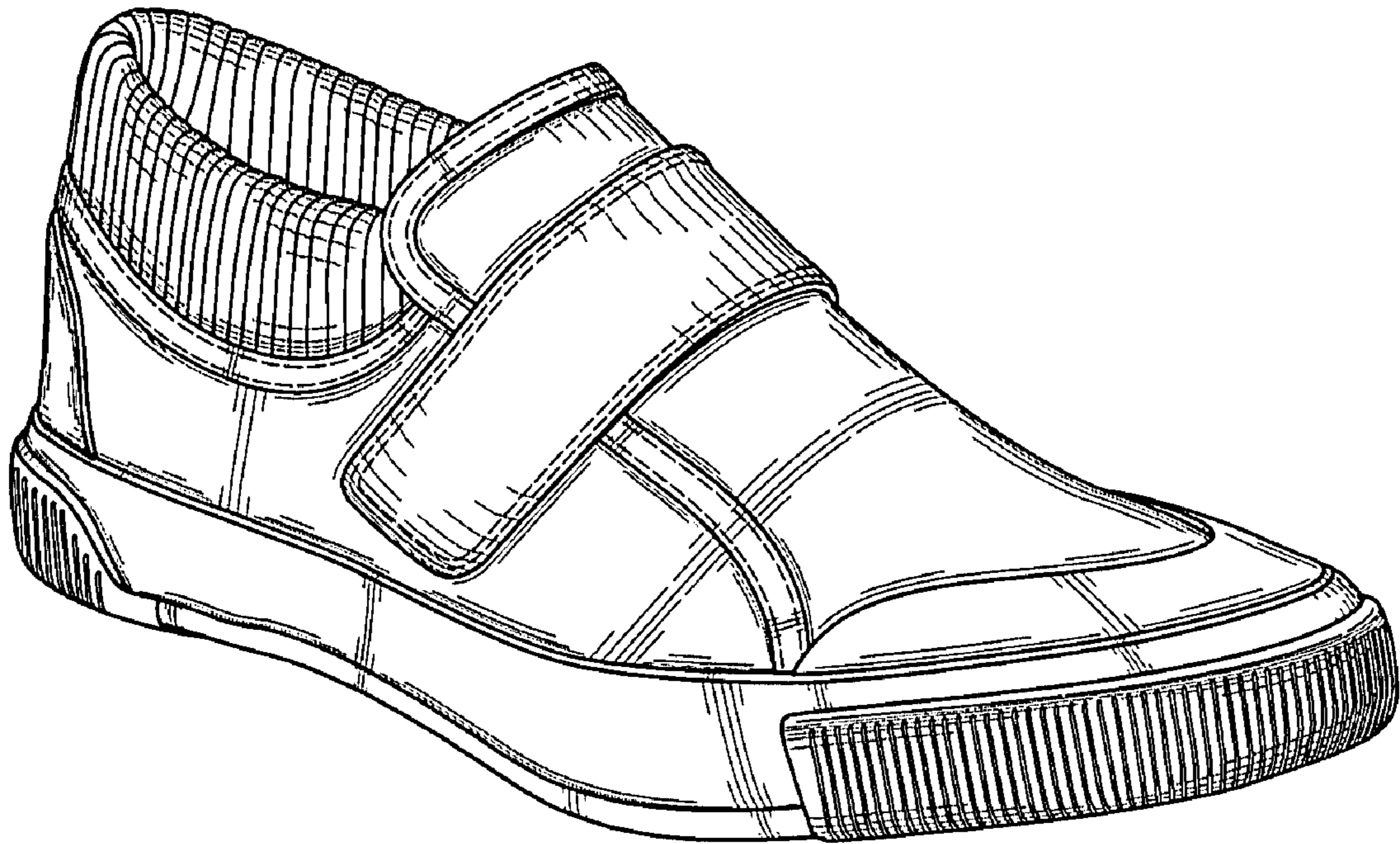


FIG. 1

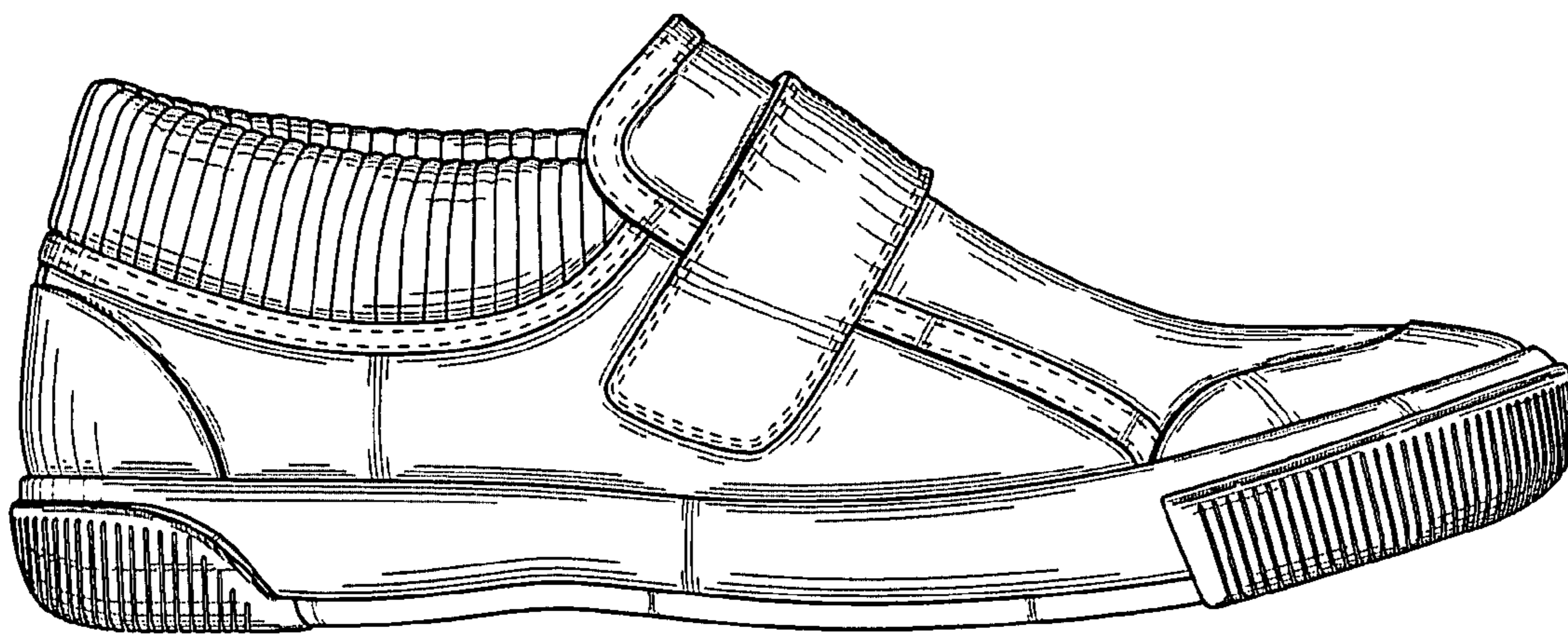


FIG. 2




FIG. 3

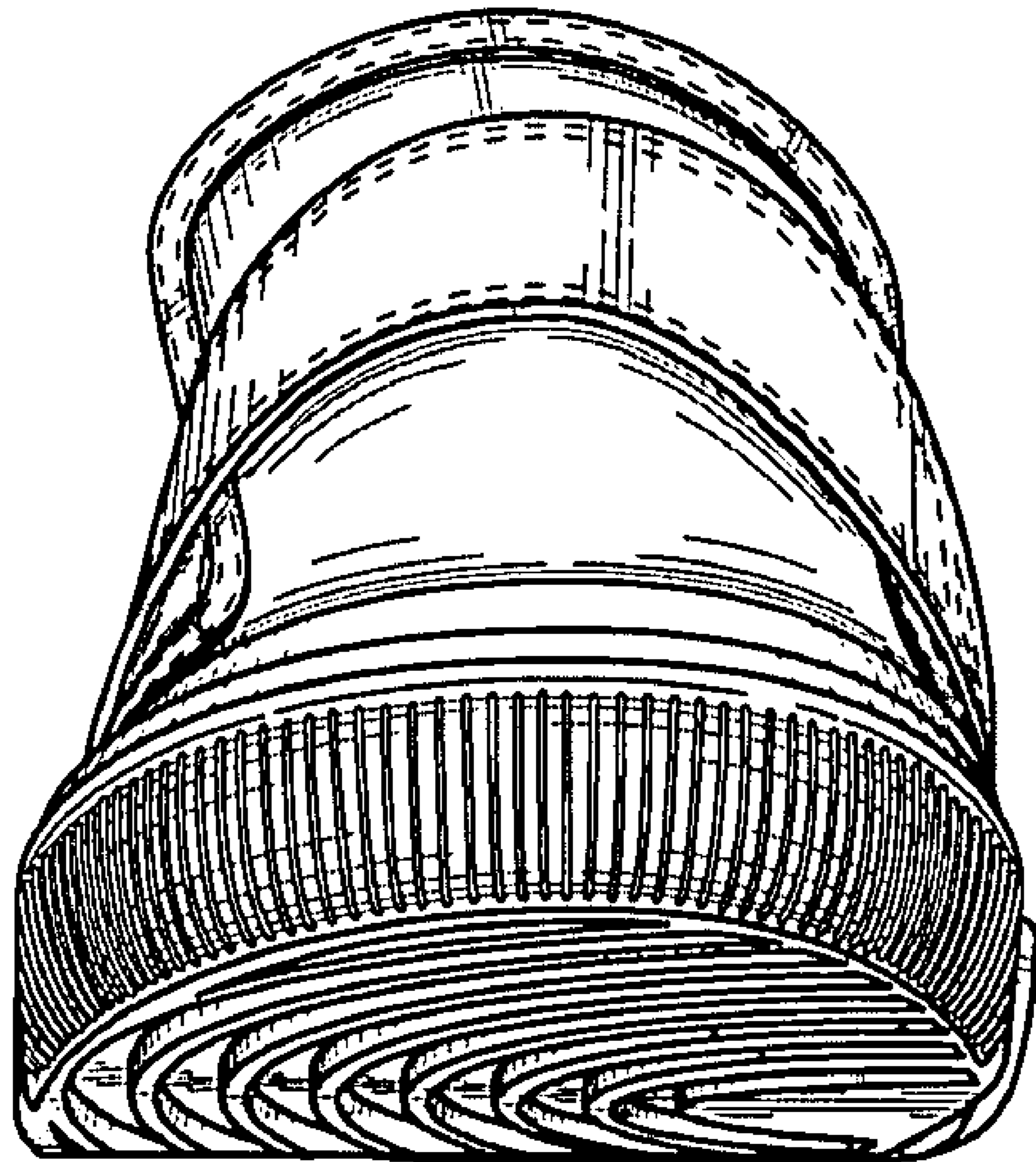


FIG. 4

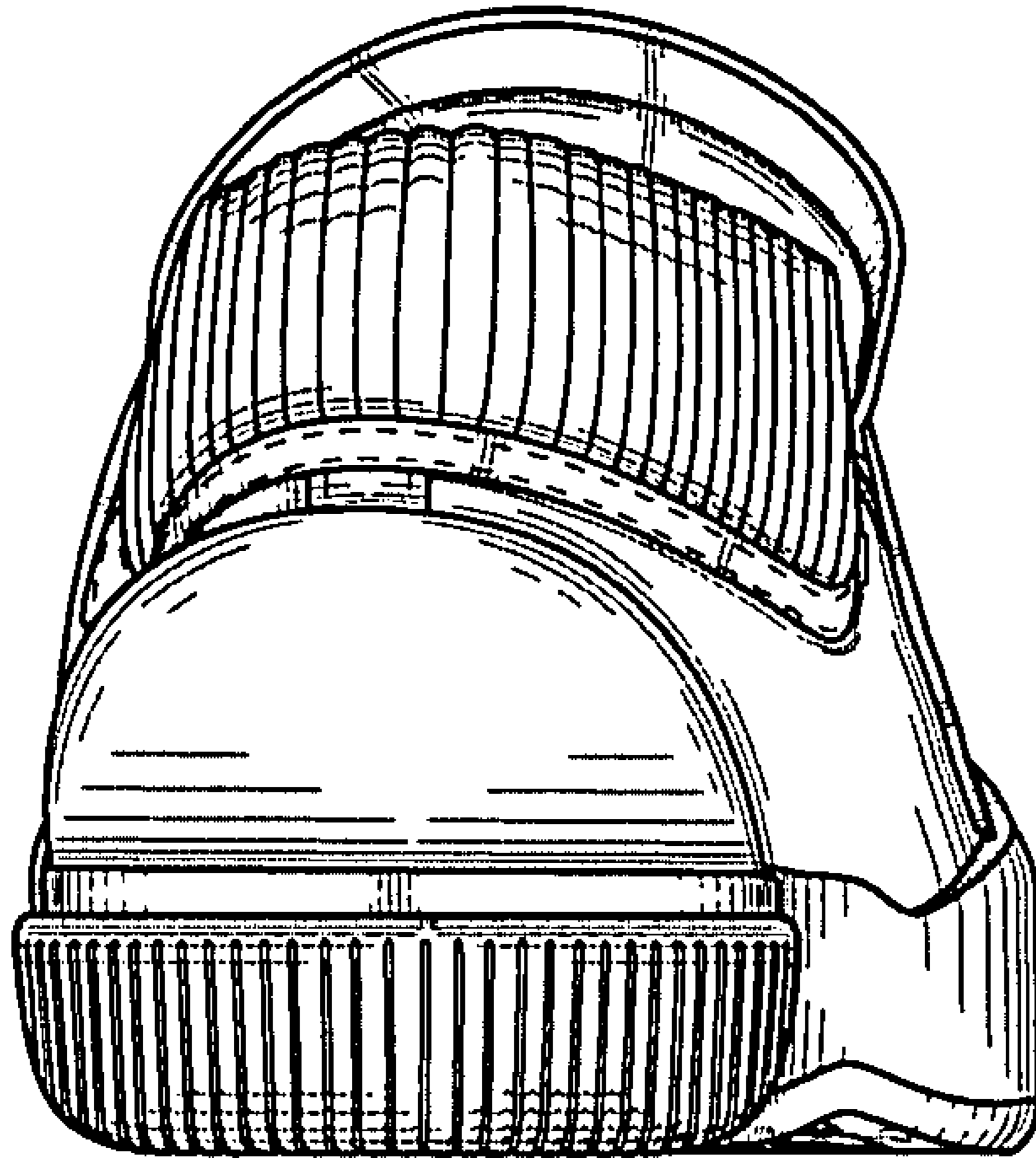


FIG. 5

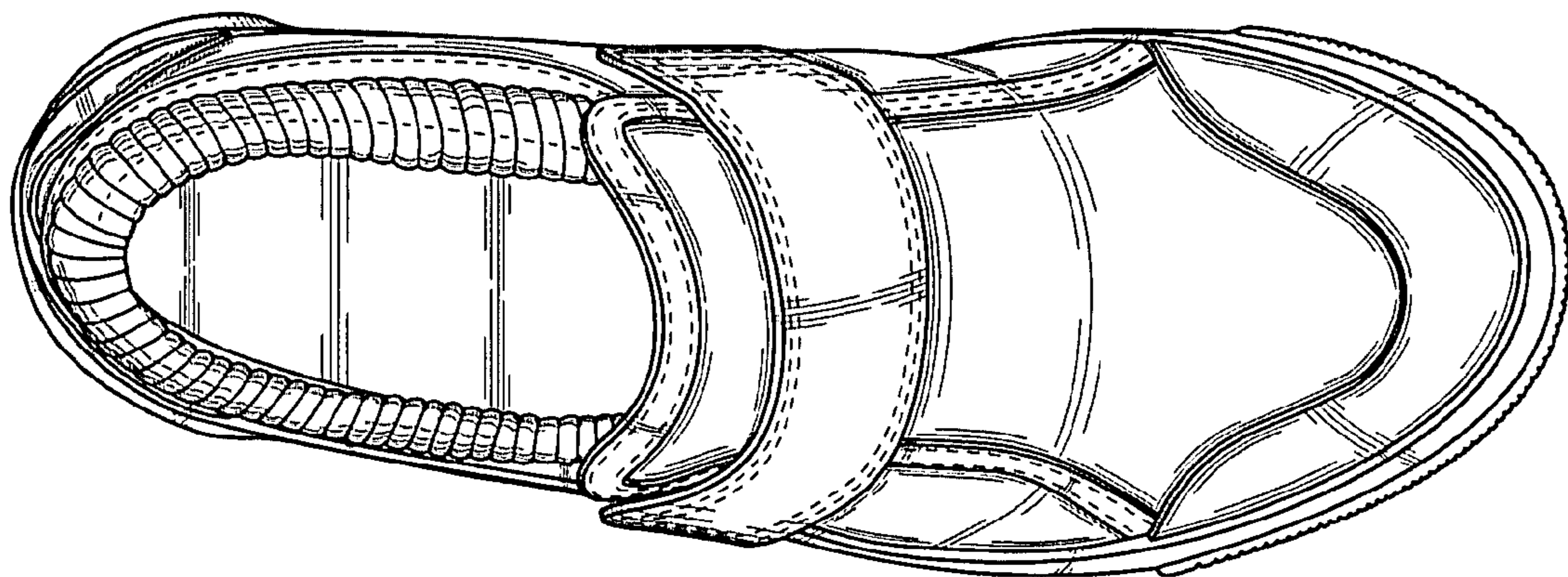


FIG. 6

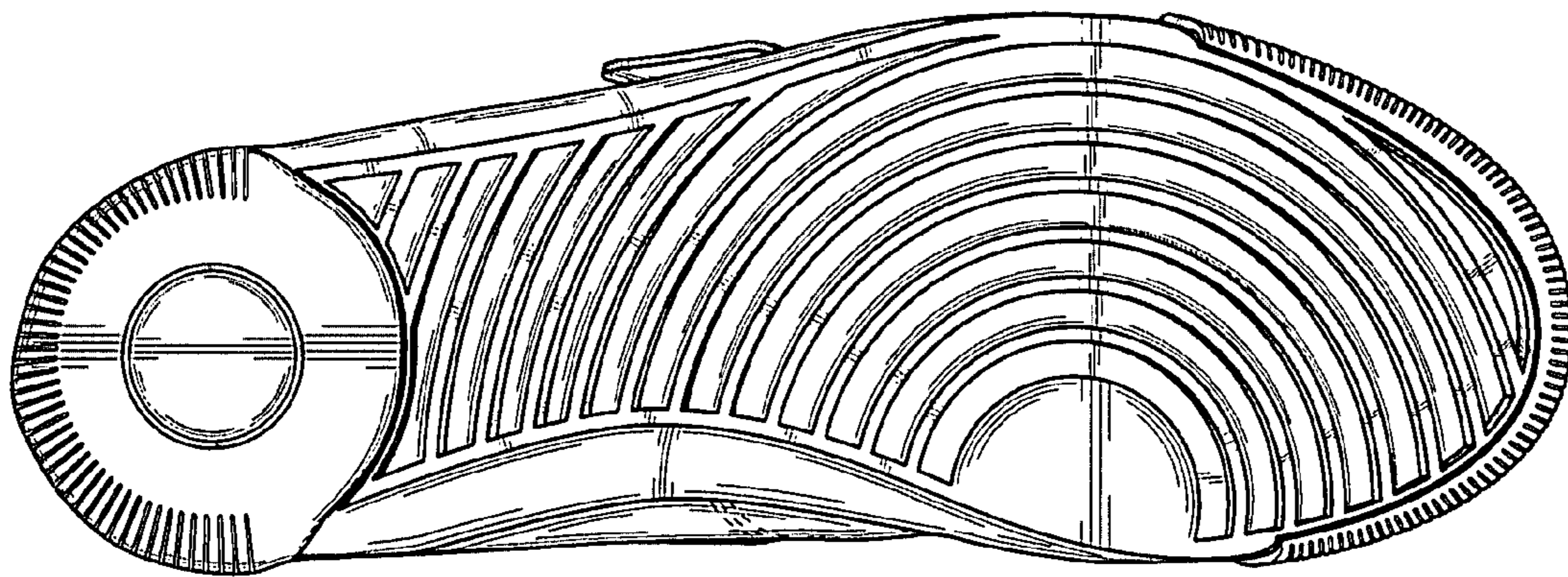


FIG. 7