

US00D569578S

(12) **United States Design Patent**  
**Yan**

(10) **Patent No.:** **US D569,578 S**

(45) **Date of Patent:** **\*\* May 27, 2008**

(54) **GLOVE**

D398,086 S \* 9/1998 Ferdenzi ..... D29/117.1

(76) Inventor: **Xipei Yan**, No. 83, Zhangshu Street,  
Jiangdong District, Ningbo City,  
Zhejiang Province (CN) 315000

6,834,619 B1 \* 12/2004 Rampersad ..... 119/603

D517,278 S \* 3/2006 Chernick et al. .... D2/615

(\*\*) Term: **14 Years**

\* cited by examiner

(21) Appl. No.: **29/292,449**

*Primary Examiner*—Robert A Delehanty

(22) Filed: **Oct. 12, 2007**

(74) *Attorney, Agent, or Firm*—Raymond Y. Chan; David  
and Raymond Patent Firm

(30) **Foreign Application Priority Data**

(57) **CLAIM**

Jun. 20, 2007 (CN) ..... 2007 3 0120996

The ornamental design for a glove, as shown and described.

(51) **LOC (8) Cl.** ..... **02-06**

(52) **U.S. Cl.** ..... **D2/614**

(58) **Field of Classification Search** ..... D2/610,  
D2/612, 614–623; D29/113, 116.2, 117.1–119,  
D29/123; 2/16, 159, 161.1–161.8, 162, 198;  
D24/190; D28/63; D32/42–43  
See application file for complete search history.

**DESCRIPTION**

FIG. 1 is a perspective view of glove showing my new design.

FIG. 2 is a bottom view thereof; and,

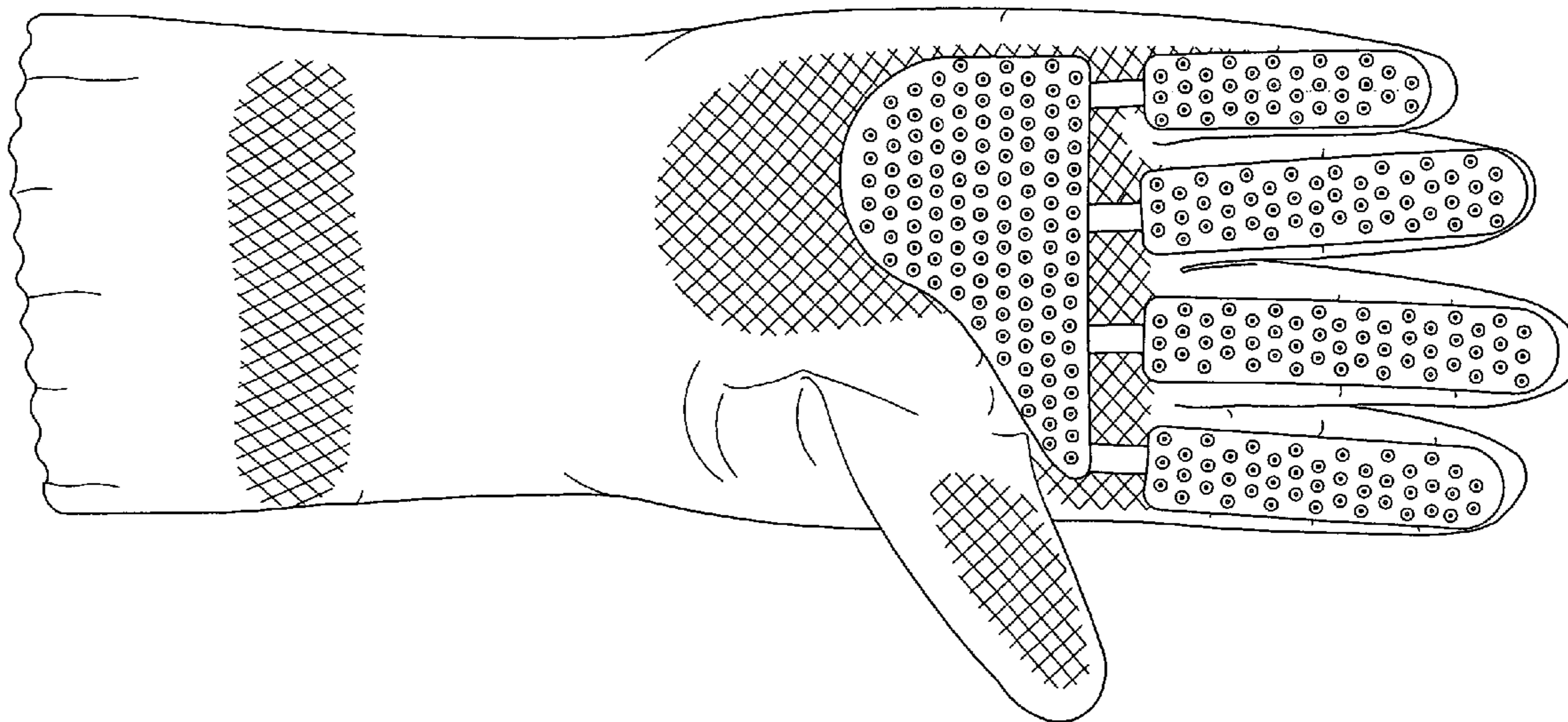
FIG. 3 is a top view thereof.

(56) **References Cited**

**U.S. PATENT DOCUMENTS**

D347,709 S \* 6/1994 Pearson ..... D28/63

**1 Claim, 3 Drawing Sheets**



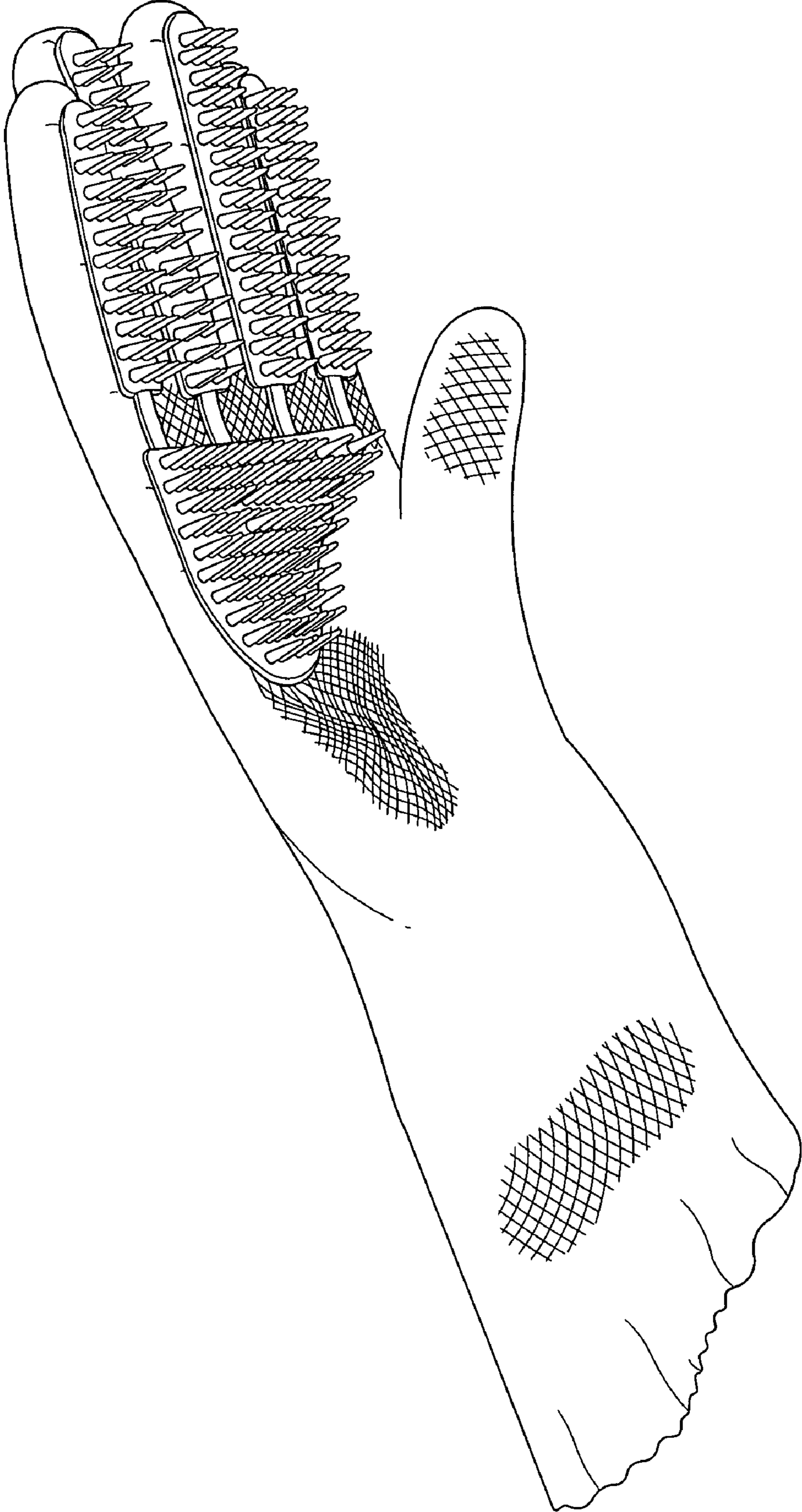


FIG. 1

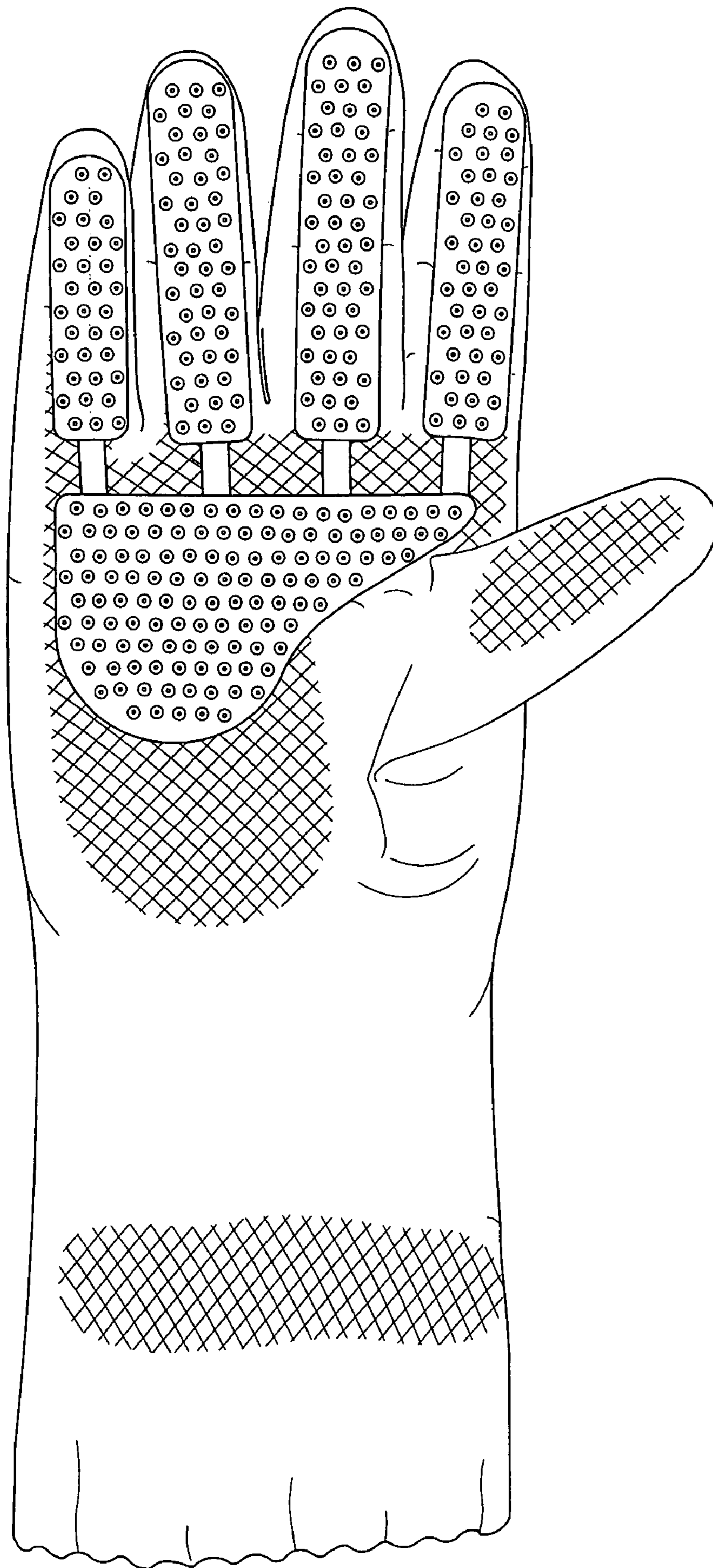


FIG. 2

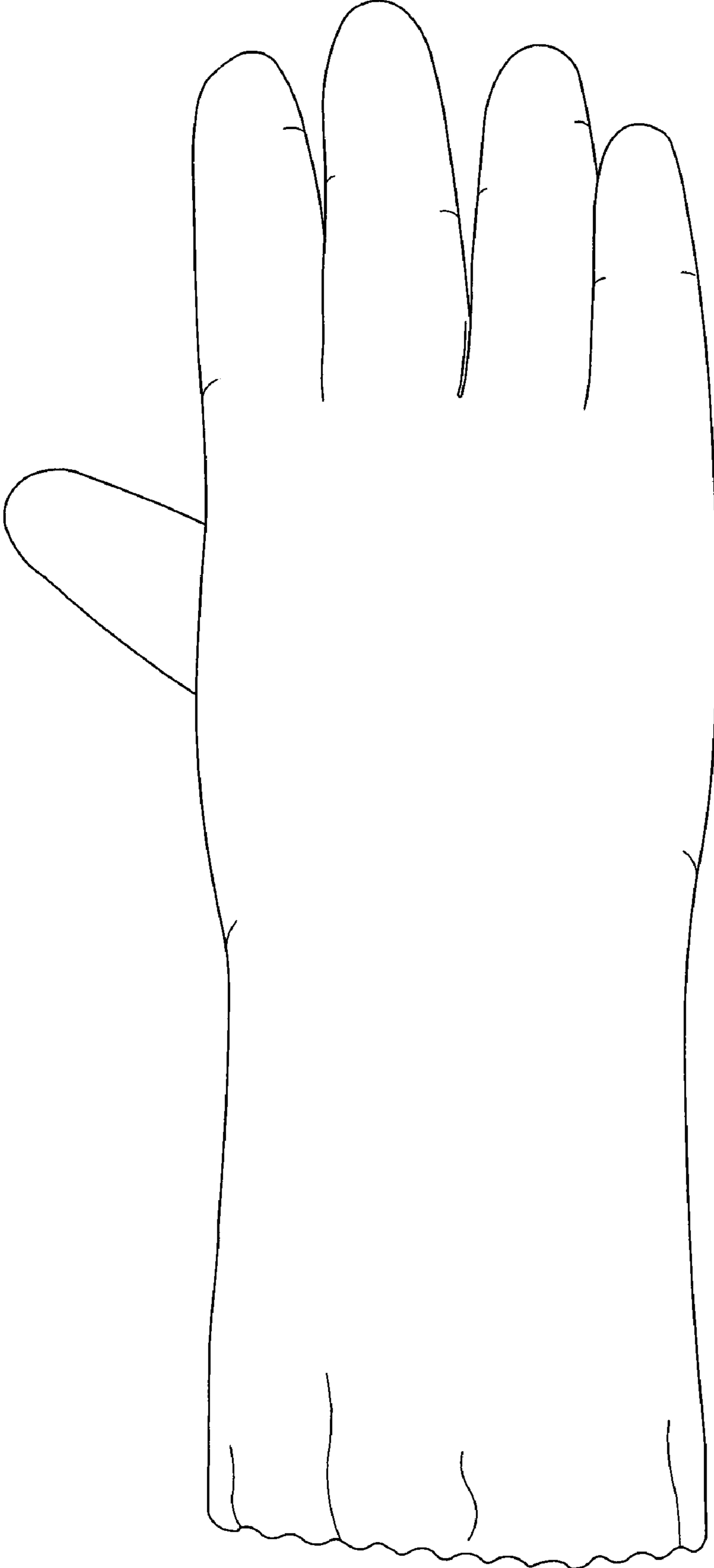


FIG. 3