



US00D569569S

(12) **United States Design Patent**
Dukes

(10) **Patent No.:** **US D569,569 S**

(45) **Date of Patent:** **** May 20, 2008**

(54) **BAG HOLDER**

(75) Inventor: **Stephen A. Dukes**, North Baltimore,
OH (US)

(73) Assignee: **Impact Products, LLC**, Toledo, OH
(US)

(**) Term: **14 Years**

(21) Appl. No.: **29/276,961**

(22) Filed: **Feb. 9, 2007**

(51) **LOC (8) Cl.** **09-09**

(52) **U.S. Cl.** **D34/10**

(58) **Field of Classification Search** D34/1,
D34/10, 11; D8/354; D6/512; 220/495.01,
220/495.06, 309.1; 248/95, 97, 98, 100;
383/42

See application file for complete search history.

(56) **References Cited**

U.S. PATENT DOCUMENTS

2,457,274	A *	12/1948	Rifken	248/314
4,027,774	A	6/1977	Cote		
4,138,055	A *	2/1979	Harrison	232/1 C
4,923,087	A	5/1990	Burrows		
5,100,087	A	3/1992	Ashby		
5,271,589	A	12/1993	Belous		
D343,752	S *	2/1994	Corbin	D6/546
D358,692	S *	5/1995	Kasbohm	D34/10
5,419,452	A	5/1995	Mueller et al.		

5,695,088	A	12/1997	Kasbohm		
5,911,335	A	6/1999	Baumann		
5,987,708	A	11/1999	Newton		
D487,390	S *	3/2004	Tanaka et al.	D8/354
6,918,505	B2	7/2005	Gifford, Sr.		
D542,002	S *	5/2007	Yang et al.	D34/10

* cited by examiner

Primary Examiner—Cynthia E Ramirez

(74) *Attorney, Agent, or Firm*—Fraser Clemens Martin & Miller LLC

(57) **CLAIM**

The ornamental design for a bag holder, as shown and described.

DESCRIPTION

FIG. 1 is an illustrative perspective view of a bag holder showing my new design;

FIG. 2 is a top plan view of the bag holder of FIG. 1;

FIG. 3 is a bottom perspective view thereof;


FIG. 4 is a front elevational view thereof;

FIG. 5 is a left side elevational view thereof; and,

FIG. 6 is a right side elevational view thereof.

The ornamental design which is claimed is shown in solid lines in the drawings. Any broken lines in the drawings are for illustrative purposes only and form no part of the claimed design.

1 Claim, 2 Drawing Sheets






Fig. 1

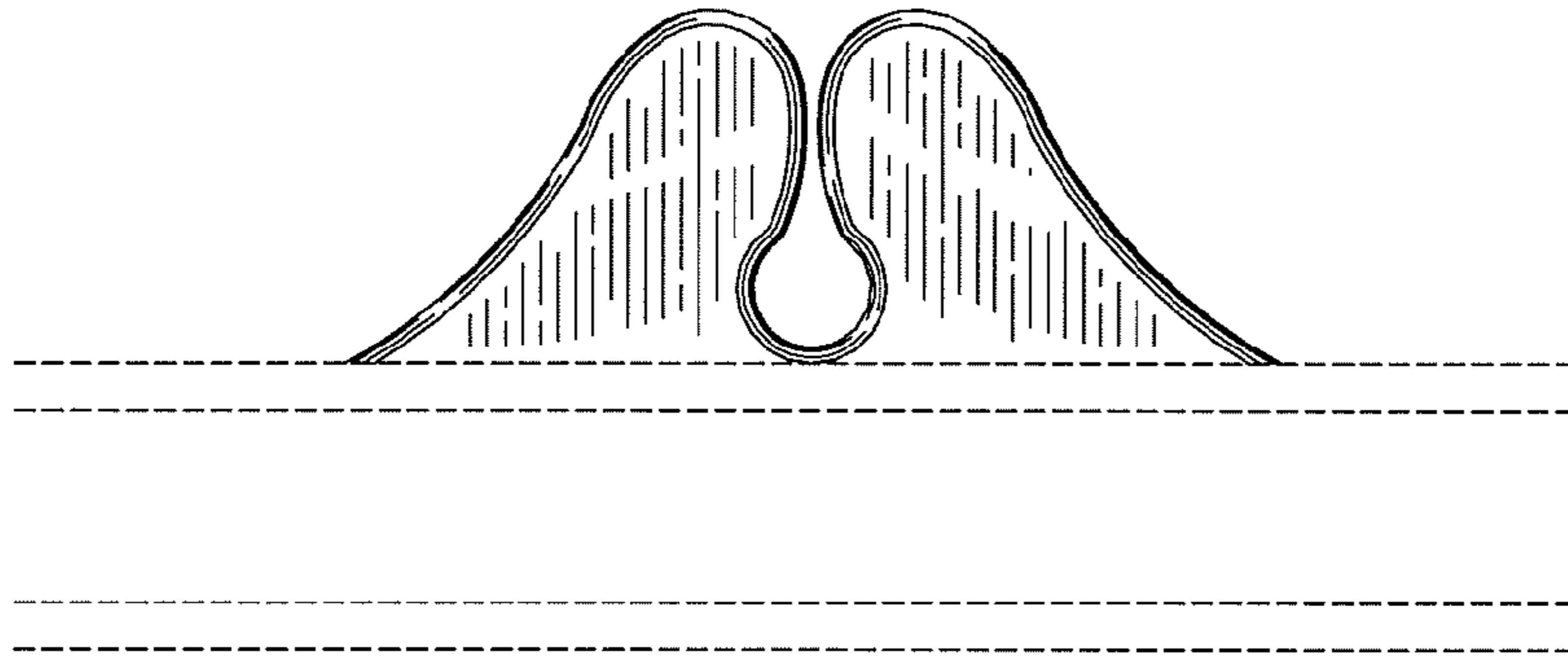


Fig. 2

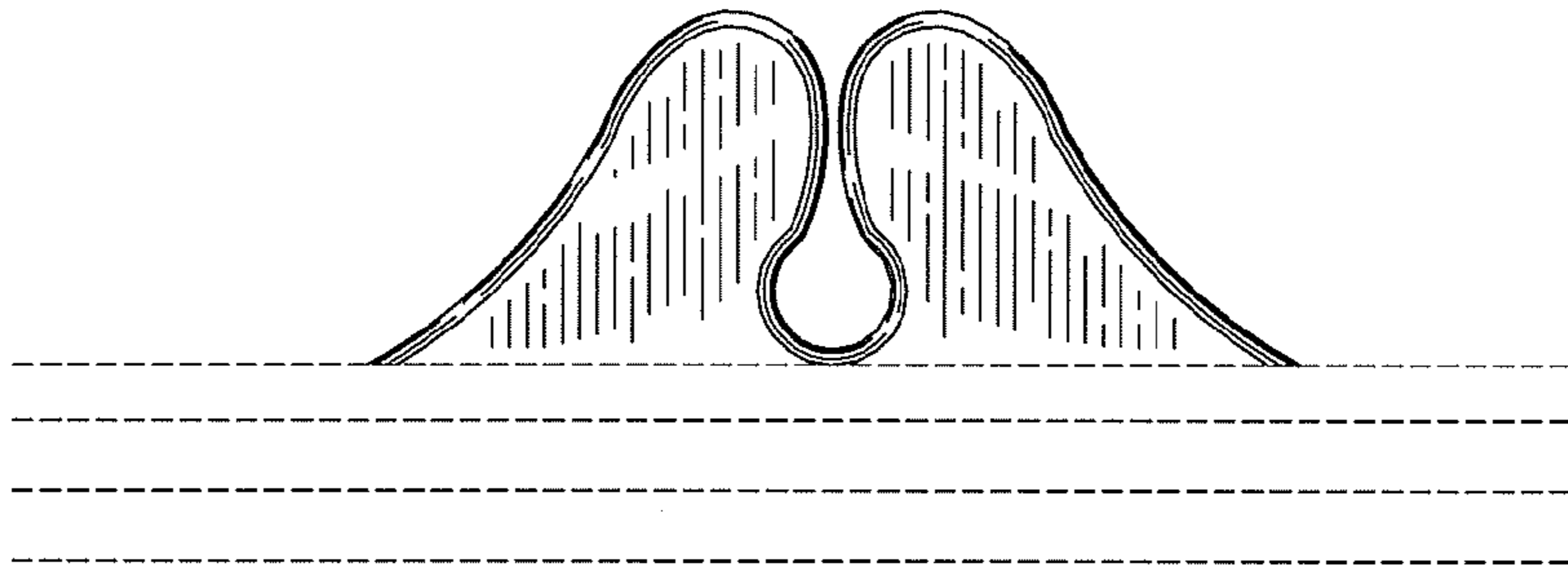


Fig. 3




Fig. 4

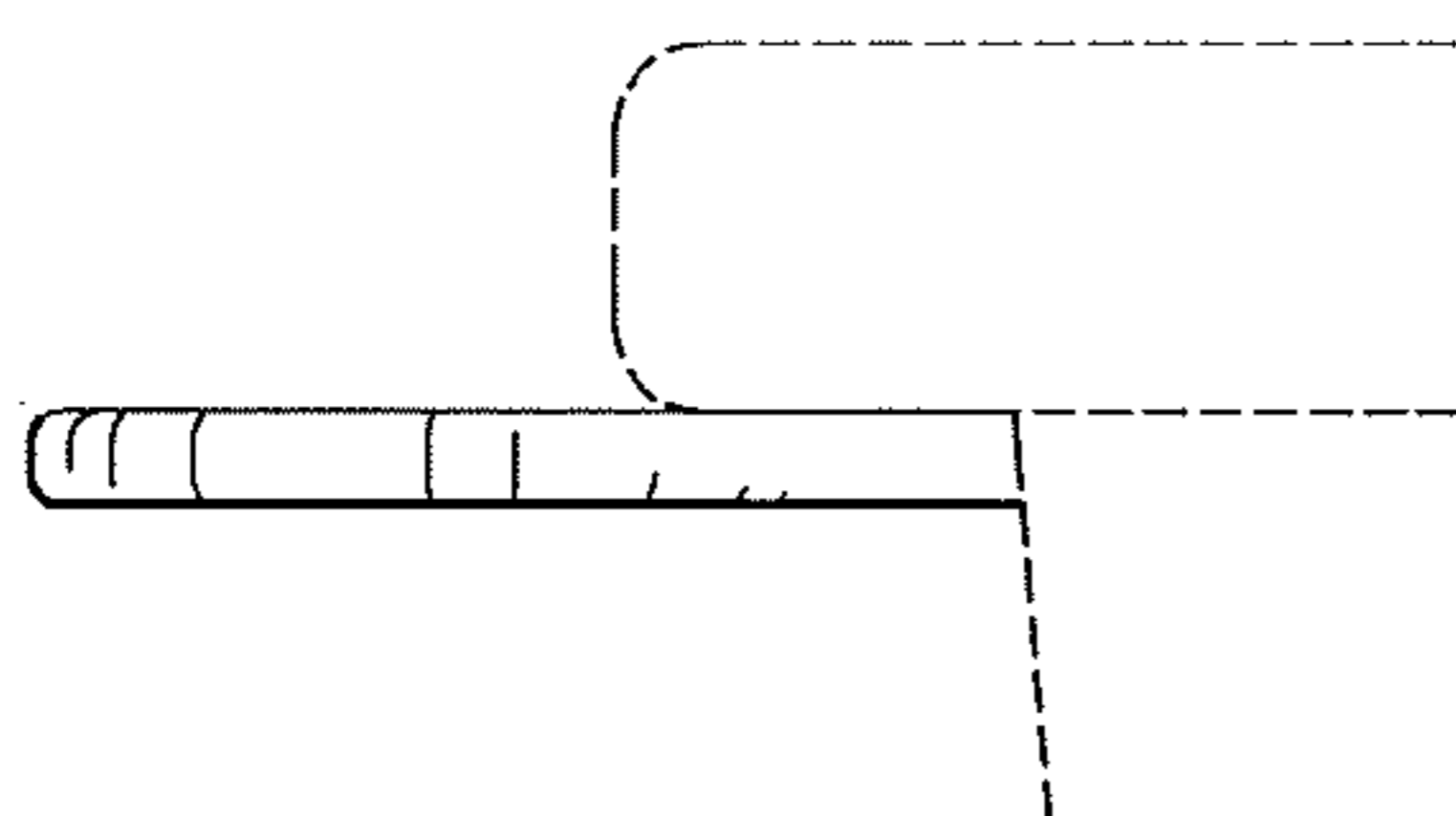


Fig. 5

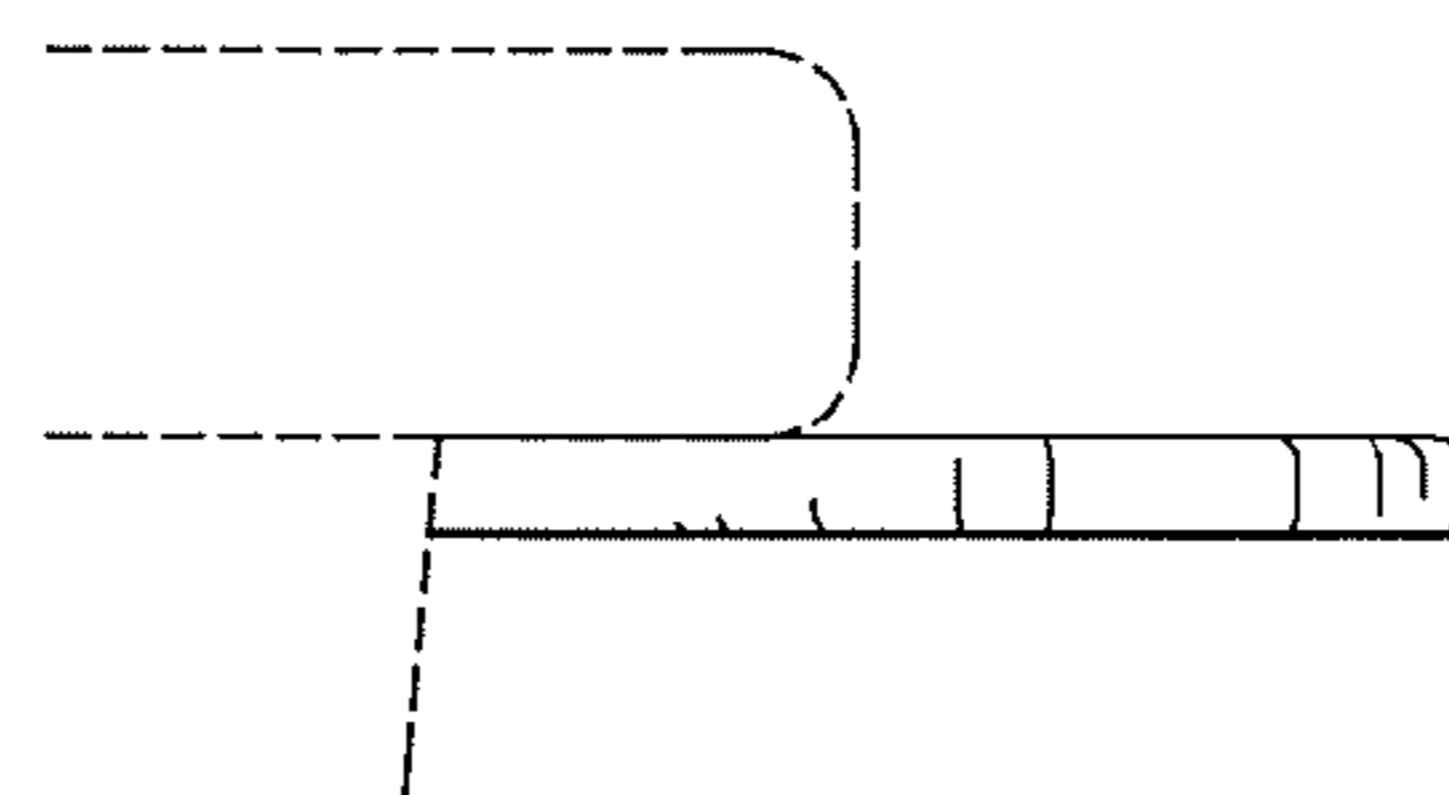


Fig. 6