



US00D569560S

(12) **United States Design Patent**
Greenan

(10) **Patent No.:** **US D569,560 S**

(45) **Date of Patent:** **** May 20, 2008**

(54) **PET STACKABLE PAPER DISH**

(76) Inventor: **Sharon D. Greenan**, 68 Ridge Rd.,
New City, NY (US) 10956

(**) Term: **14 Years**

(21) Appl. No.: **29/284,995**

(22) Filed: **Sep. 19, 2007**

(51) **LOC (8) Cl.** **30-03**

(52) **U.S. Cl.** **D30/129**

(58) **Field of Classification Search** D30/121,
D30/122, 129-133; 119/61.5, 51.01, 61.56,
119/51.03, 59, 62, 63, 51.5, 57.8, 74, 61.54,
119/61.55; 312/204; 248/151, 188; 108/156,
108/153.1-157; 220/23.87, 630, 737, 743,
220/9.4, 495.01, 574, 212, 255, 23.83, 606,
220/657; 206/515; D7/586, 543, 550.1,
D7/587, 505, 584, 545, 500, 553.1-553.8,
D7/546, 555, 556, 504, 565, 562, 602, 676,
D7/544, 548, 675, 554.2, 551.1, 672, 677;
D9/429, 425, 603; 43/109; D22/122; 99/430,
99/DIG. 15; D27/106, 113, 114; 229/406;
426/104

See application file for complete search history.

(56) **References Cited**

U.S. PATENT DOCUMENTS

491,702 A * 2/1893 Felix 119/61.54
781,709 A * 2/1905 Benson 220/574

D113,856 S * 3/1939 Smith D7/587
2,795,942 A * 6/1957 Harris 220/574
3,190,486 A * 6/1965 Rech 220/574
3,734,062 A * 5/1973 O'Hara 119/61.54
D269,386 S * 6/1983 Khider D30/130
5,493,998 A * 2/1996 Warren 119/61.54
D370,314 S * 5/1996 Pearson-Falcon D30/130
D423,292 S * 4/2000 Horvat D7/584
D452,950 S * 1/2002 Bergkvist D7/584
2005/0218144 A1 * 10/2005 Price 220/574

* cited by examiner

Primary Examiner—Melanie Tung

Assistant Examiner—Susan Moon Lee

(57) **CLAIM**

The ornamental design for a pet stackable paper dish, as shown and described.

DESCRIPTION

FIG. 1 is a perspective view of a pet stackable paper dish, showing my new design;

FIG. 2 is a front elevational view of the invention;


FIG. 3 is a rear elevational view of the invention;

FIG. 4 is a left-side elevational view of the invention, the right-side elevational viewing being a mirror image thereof;

FIG. 5 is a top plan view of the invention; and,

FIG. 6 is a bottom plan view of the invention.

1 Claim, 2 Drawing Sheets






FIG. 1

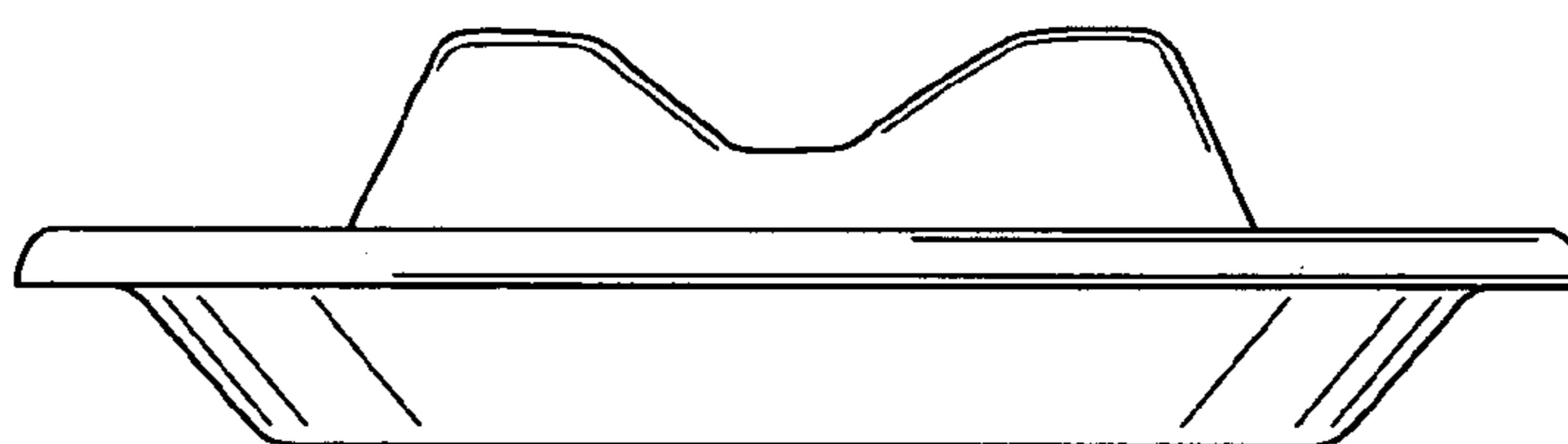


FIG. 2

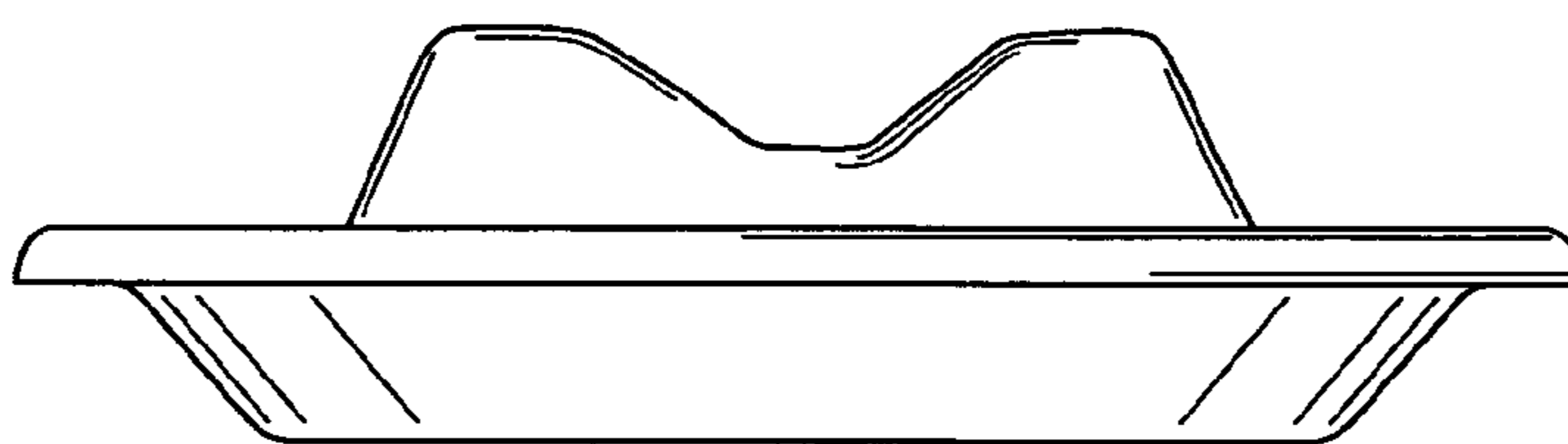


FIG. 3




FIG. 4

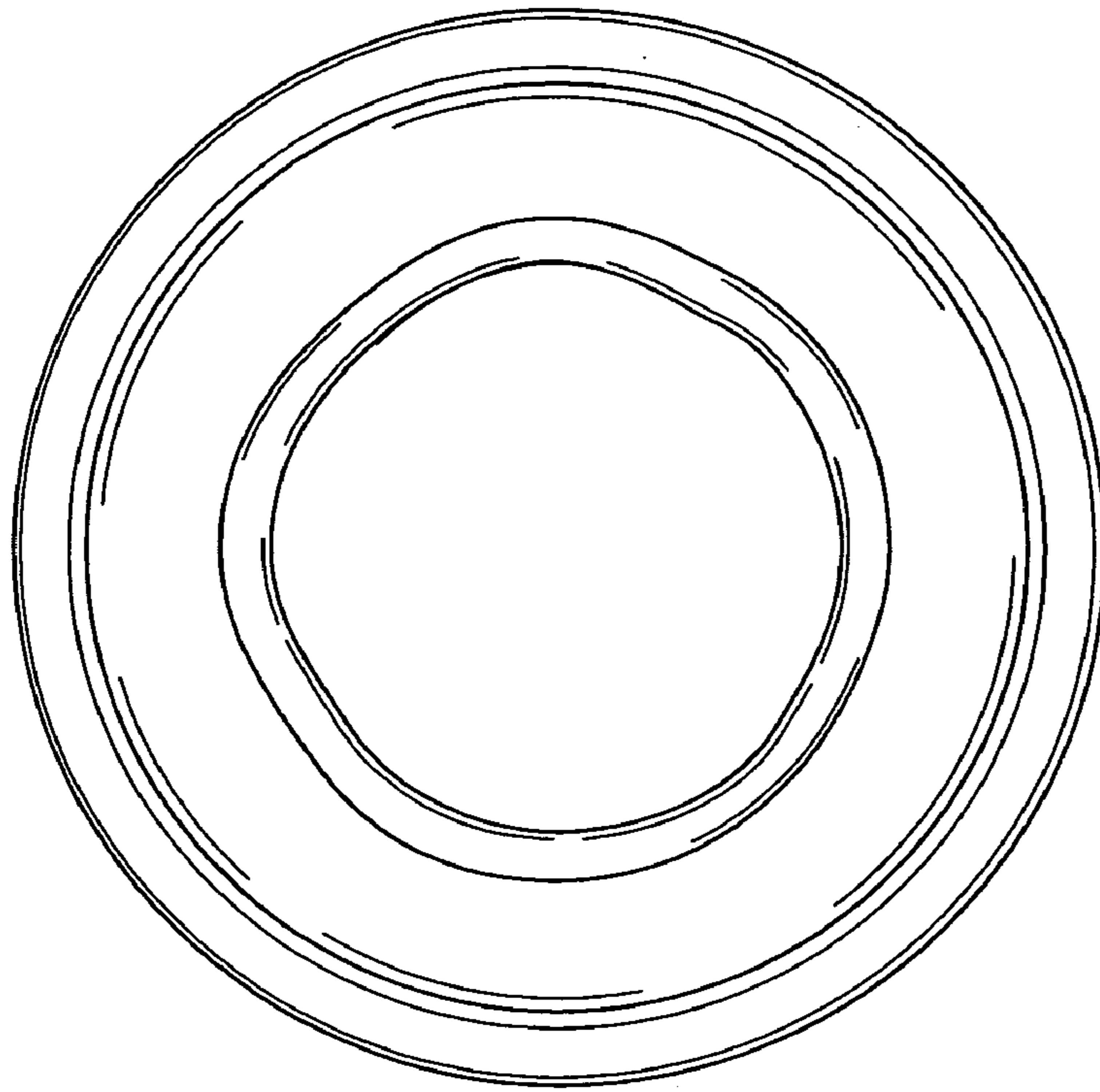


FIG. 5




FIG. 6