

US00D569558S

(12) **United States Design Patent**
Horvitz

(10) **Patent No.:** **US D569,558 S**

(45) **Date of Patent:** **** May 20, 2008**

(54) **BIRDCAGE**

(76) **Inventor:** **Richard Horvitz**, 360 S. Powerline Rd., Deerfield Beach, FL (US) 33442

(**) **Term:** **14 Years**

(21) **Appl. No.:** **29/287,123**

(22) **Filed:** **Jun. 29, 2007**

(51) **LOC (8) Cl.** **30-02**

(52) **U.S. Cl.** **D30/110**

(58) **Field of Classification Search** D30/108,
D30/110-111, 114-117, 161; 119/161, 163-169,
119/452-453, 455, 459, 461, 472, 474-475,
119/482-485, 489, 496

See application file for complete search history.

(56) **References Cited**

U.S. PATENT DOCUMENTS

162,142 A	4/1875	Belmer	
326,841 A	9/1885	Bredee	
1,907,194 A	5/1933	Webster	
2,178,117 A	10/1939	Hillenek	
D171,878 S	4/1954	Arnould	
2,914,022 A *	11/1959	Hinton	D30/116
D233,157 S	10/1974	Lacock	
D255,272 S *	6/1980	Voss	D30/116
4,586,463 A *	5/1986	Braeuner	119/462
D296,249 S *	6/1988	Was	D30/116
D308,737 S	6/1990	Daily	
D340,321 S	10/1993	Bonn	
D359,589 S	6/1995	Kohus et al.	
5,533,466 A	7/1996	Kohus et al.	
D379,681 S *	6/1997	Barman	D30/110
5,957,086 A *	9/1999	Gallardo	119/429
5,957,087 A *	9/1999	Bonder et al.	119/429

6,079,850 A *	6/2000	Mendelsohn et al.	119/459
6,129,052 A	10/2000	Huang	
D441,147 S	4/2001	Huang	
D465,070 S *	10/2002	Weiping	D30/116
D468,488 S	1/2003	Weiping	
6,550,424 B1 *	4/2003	Gao	119/474
D480,840 S *	10/2003	Gao	D30/116
D495,098 S *	8/2004	Gallardo	D30/114
6,990,926 B2 *	1/2006	Gao	119/461
7,093,564 B1 *	8/2006	Plante et al.	119/461
2002/0088409 A1 *	7/2002	Huang	119/459
2006/0288952 A1 *	12/2006	Plante et al.	119/461

* cited by examiner

Primary Examiner—Cathy Anne MacCormac

(74) *Attorney, Agent, or Firm*—Jones Tullar & Cooper, PC

(57) **CLAIM**

The ornamental design for a birdcage, as shown and described.

DESCRIPTION

FIG. 1 is a front perspective view of the birdcage in accordance with the present invention, with a separate stand therefor being shown in broken lines;

FIG. 2 is a rear perspective view thereof;

FIG. 3 is a left side perspective view of the birdcage;


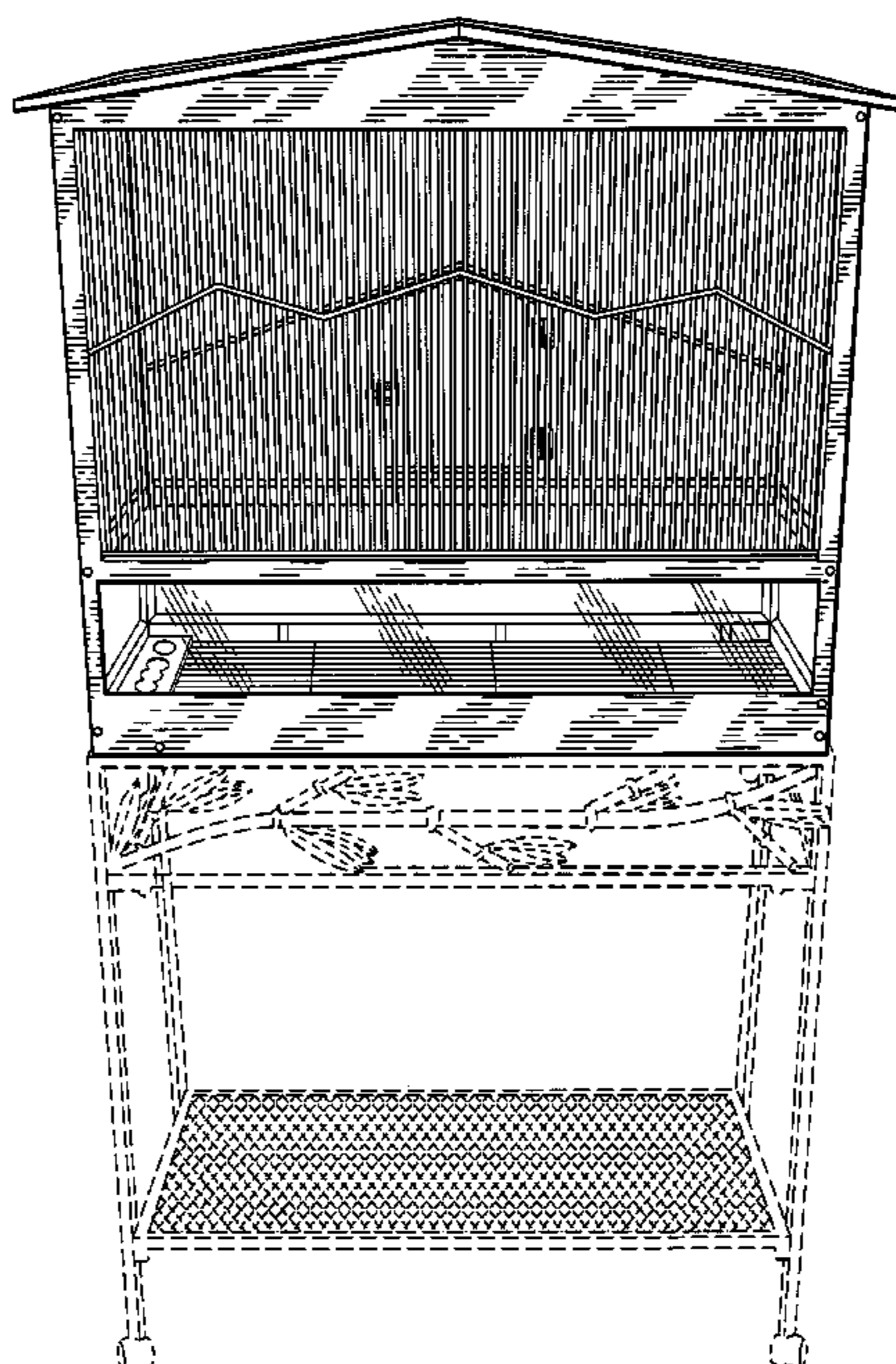
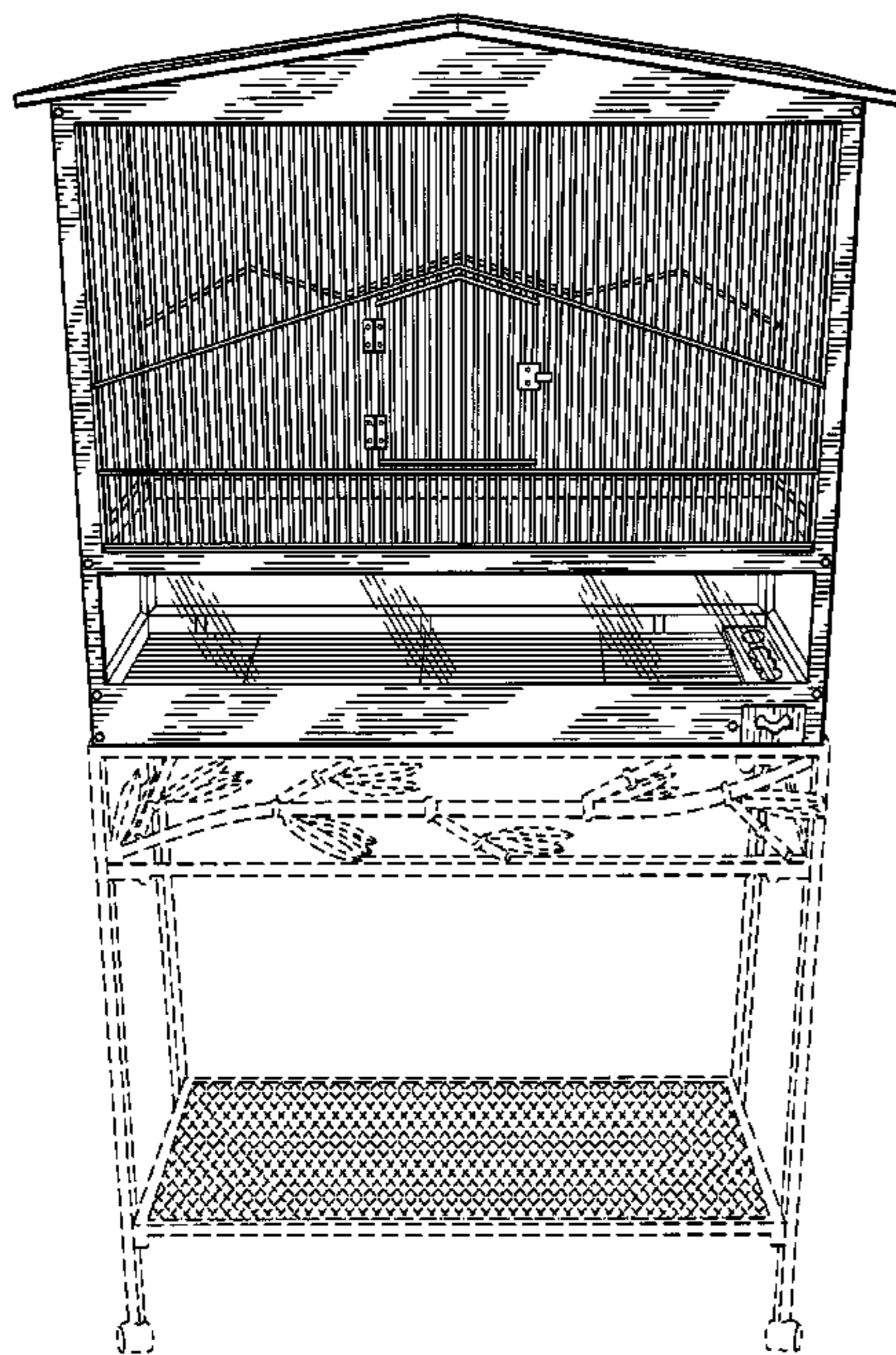
FIG. 4 is a right side perspective view of the birdcage;

FIG. 5 is a top plan view of the birdcage; and,

FIG. 6 is a bottom plan view thereof.

The broken lines are for purposes of illustration only and form no part of the claimed design.

1 Claim, 5 Drawing Sheets






FIG. 1

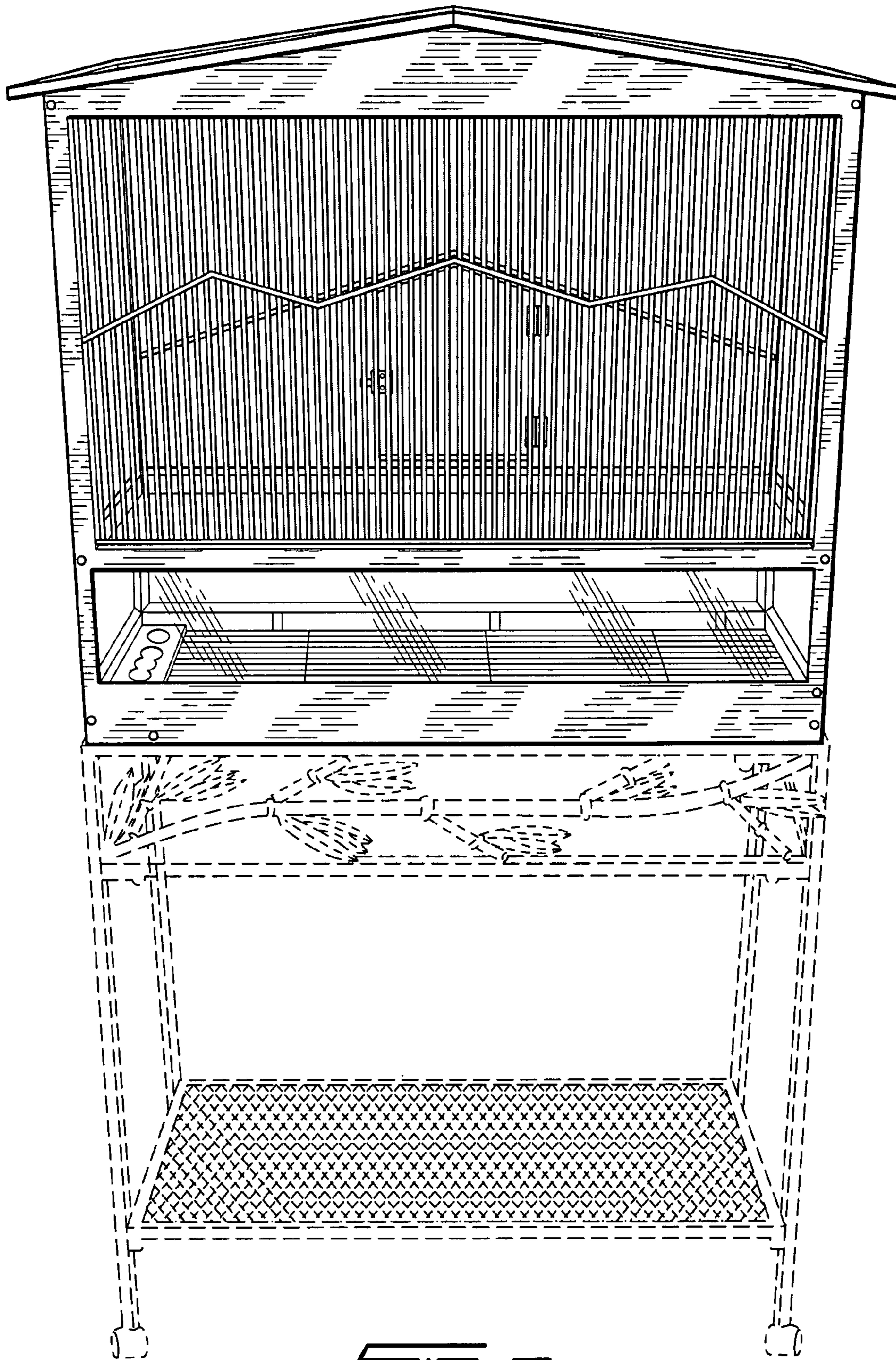


FIG. 2

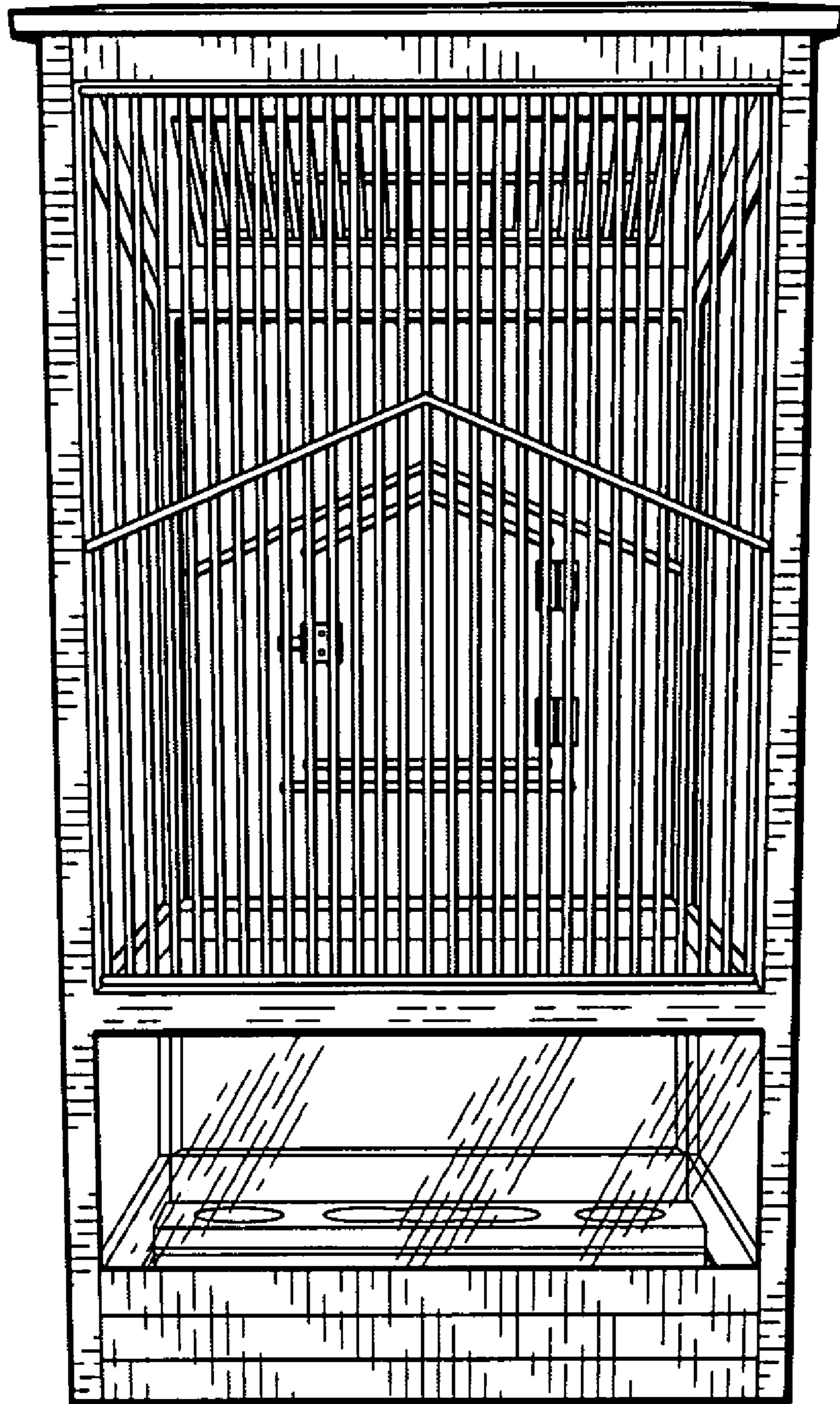


FIG. 3

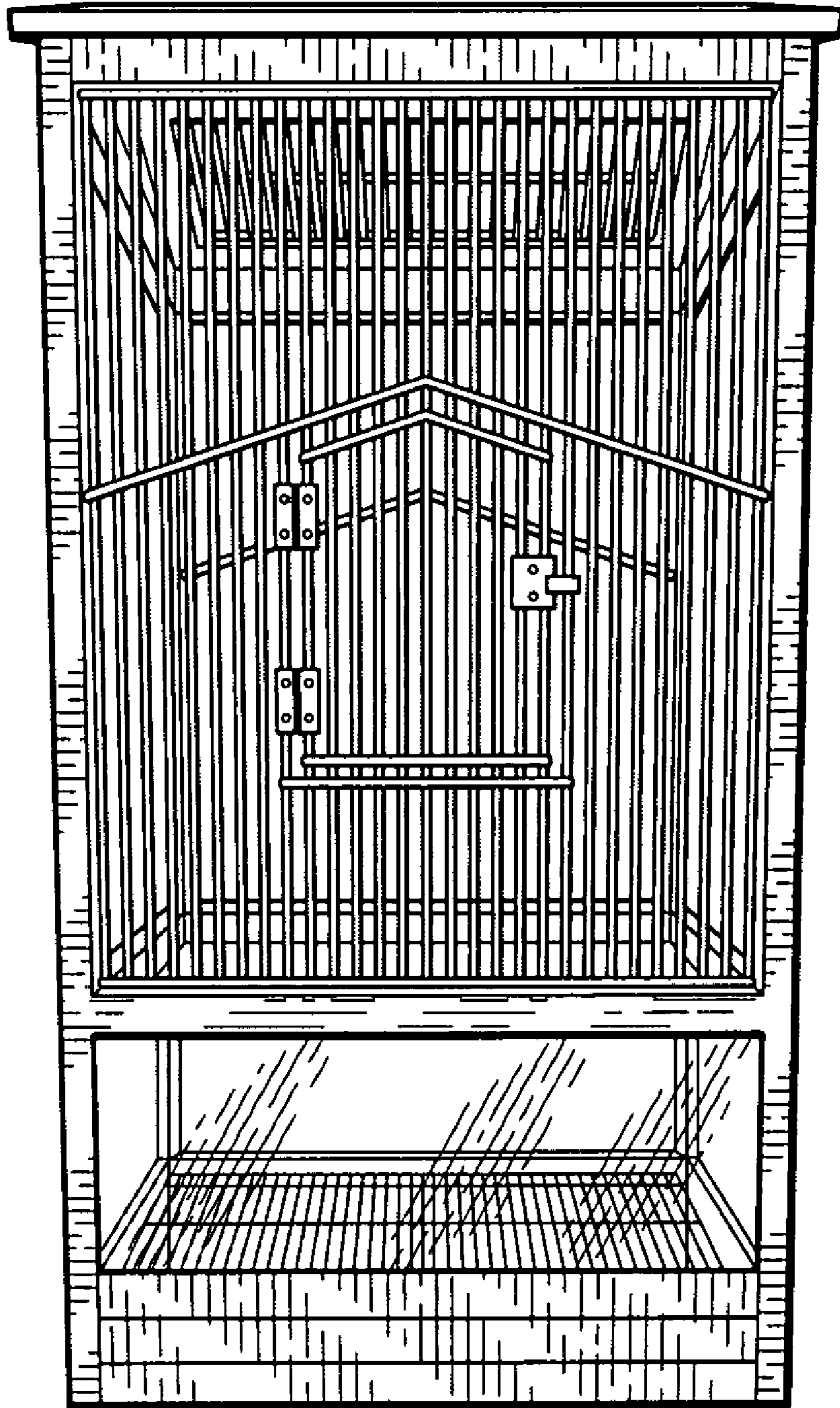


FIG. 4

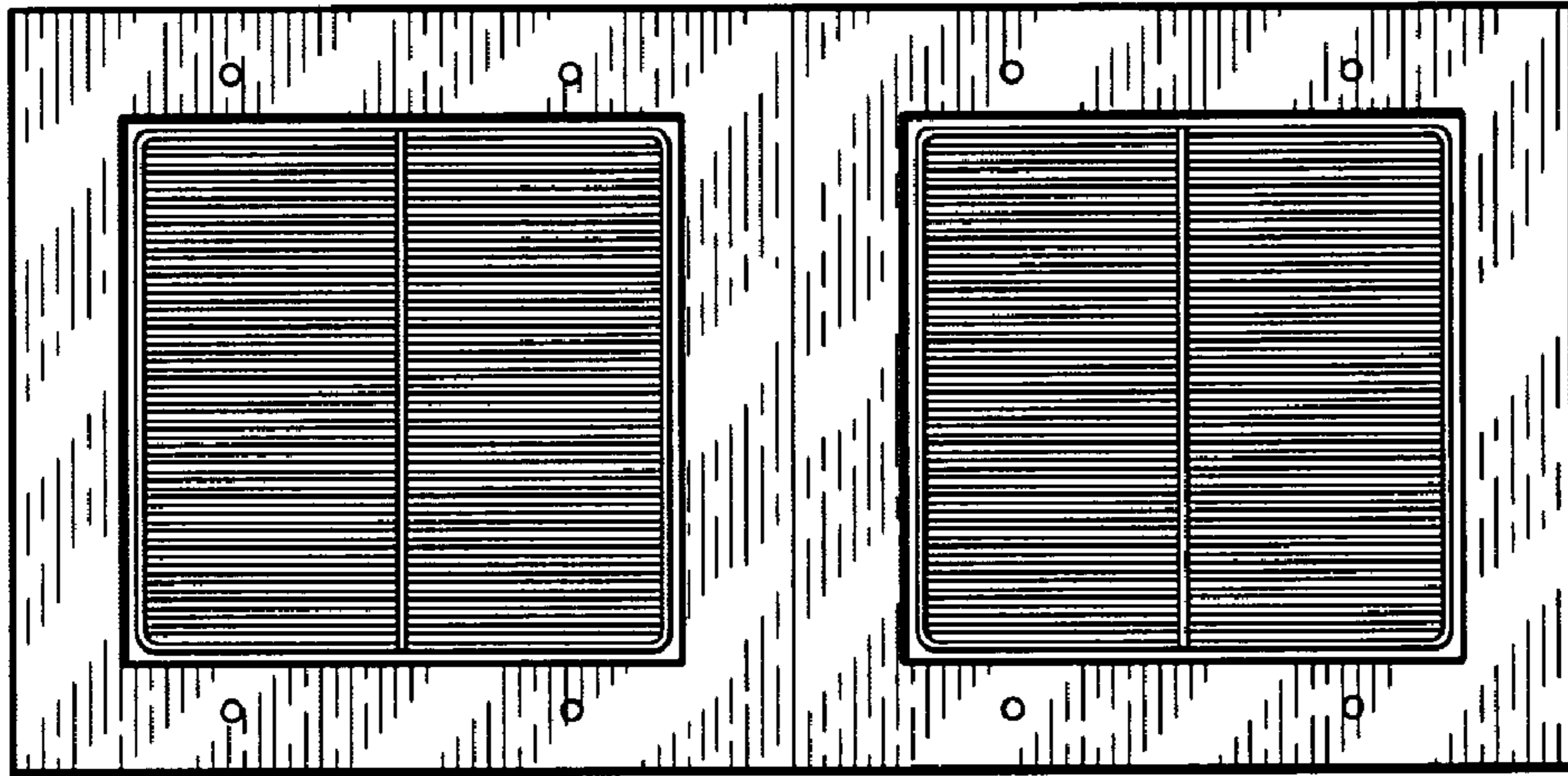


FIG. 5




FIG. 6