

US00D569554S

(12) **United States Design Patent**
Eanes et al.

(10) **Patent No.:** **US D569,554 S**

(45) **Date of Patent:** **** May 20, 2008**

(54) **ADJUSTABLE, FINGER-CARRIED NAIL FILE**

(75) Inventors: **Marcy Lynn Eanes**, Albright, WV (US); **Jeffery D'Wayne Eanes**, Albright, WV (US)

(73) Assignee: **Marcy L. Eanes**, Albright, WV (US)

(**) Term: **14 Years**

(21) Appl. No.: **29/293,885**

(22) Filed: **Dec. 13, 2007**

(51) **LOC (8) Cl.** **28-03**

(52) **U.S. Cl.** **D28/59**

(58) **Field of Classification Search** 132/73, 132/73.5, 75.3, 75.4, 75.6, 76.4, 76.2; D28/56-59; D24/146, 147, 149

See application file for complete search history.

(56) **References Cited**

U.S. PATENT DOCUMENTS

2,166,344 A * 7/1939 Donohue D28/59

2,177,205 A * 10/1939 Dalmas 132/73.5
2,811,160 A * 10/1957 Fleming 132/75.3
3,203,433 A * 8/1965 Miller 132/75.6
D254,329 S * 2/1980 Tsukamoto et al. D28/59
D418,251 S * 12/1999 Steege D28/59
6,481,443 B1 * 11/2002 Moore-Johnson et al. 132/73
D516,750 S * 3/2006 Kazumura D28/56

* cited by examiner

Primary Examiner—Jennifer Rivard

(74) *Attorney, Agent, or Firm*—Marcy Eanes; Jeffrey Eanes

(57) **CLAIM**

The ornamental design for an adjustable, finger-carried nail file, as shown and described.

DESCRIPTION

FIG. 1 is a top, front perspective view of the adjustable, finger-carried nail file.

FIG. 2 is a back elevation view thereof;

FIG. 3 is a bottom plan view thereof; and,

FIG. 4 is a top plan view thereof.

1 Claim, 1 Drawing Sheet

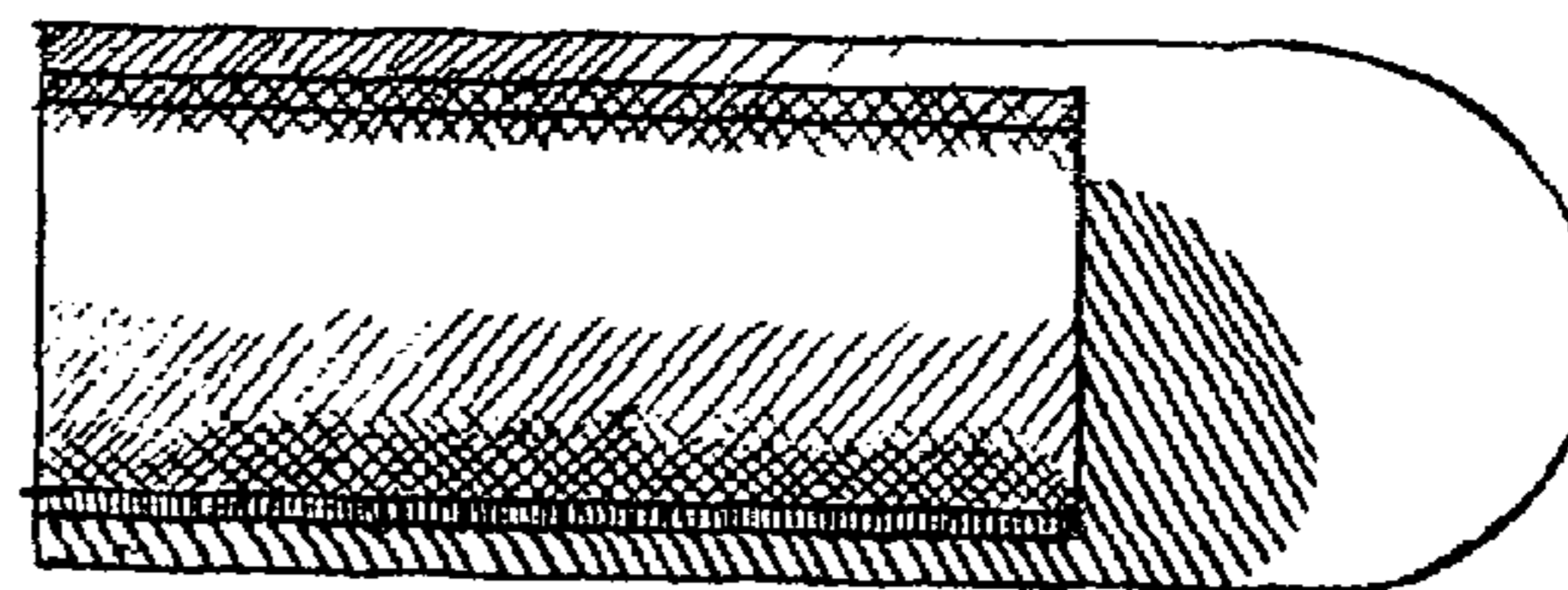
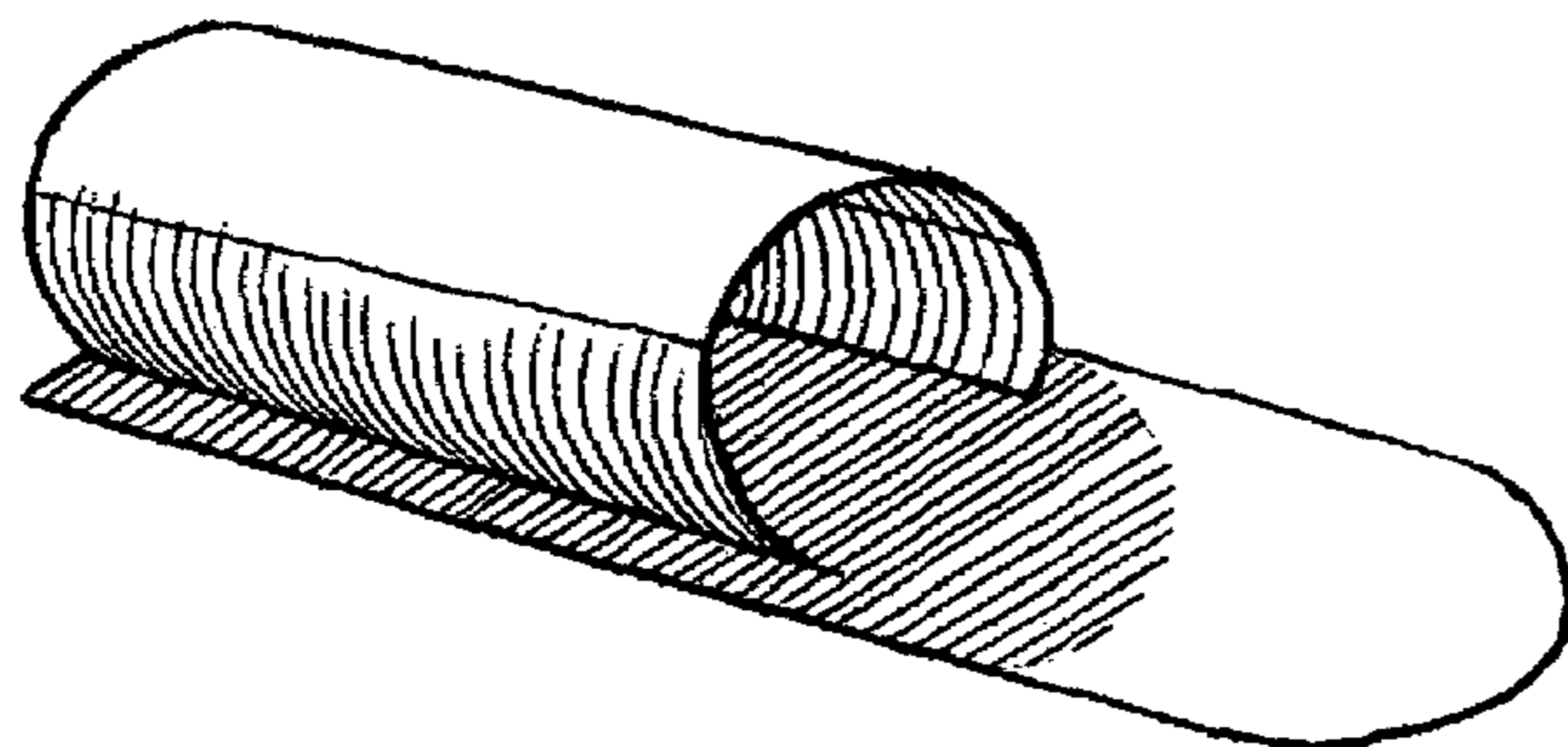


Figure -1

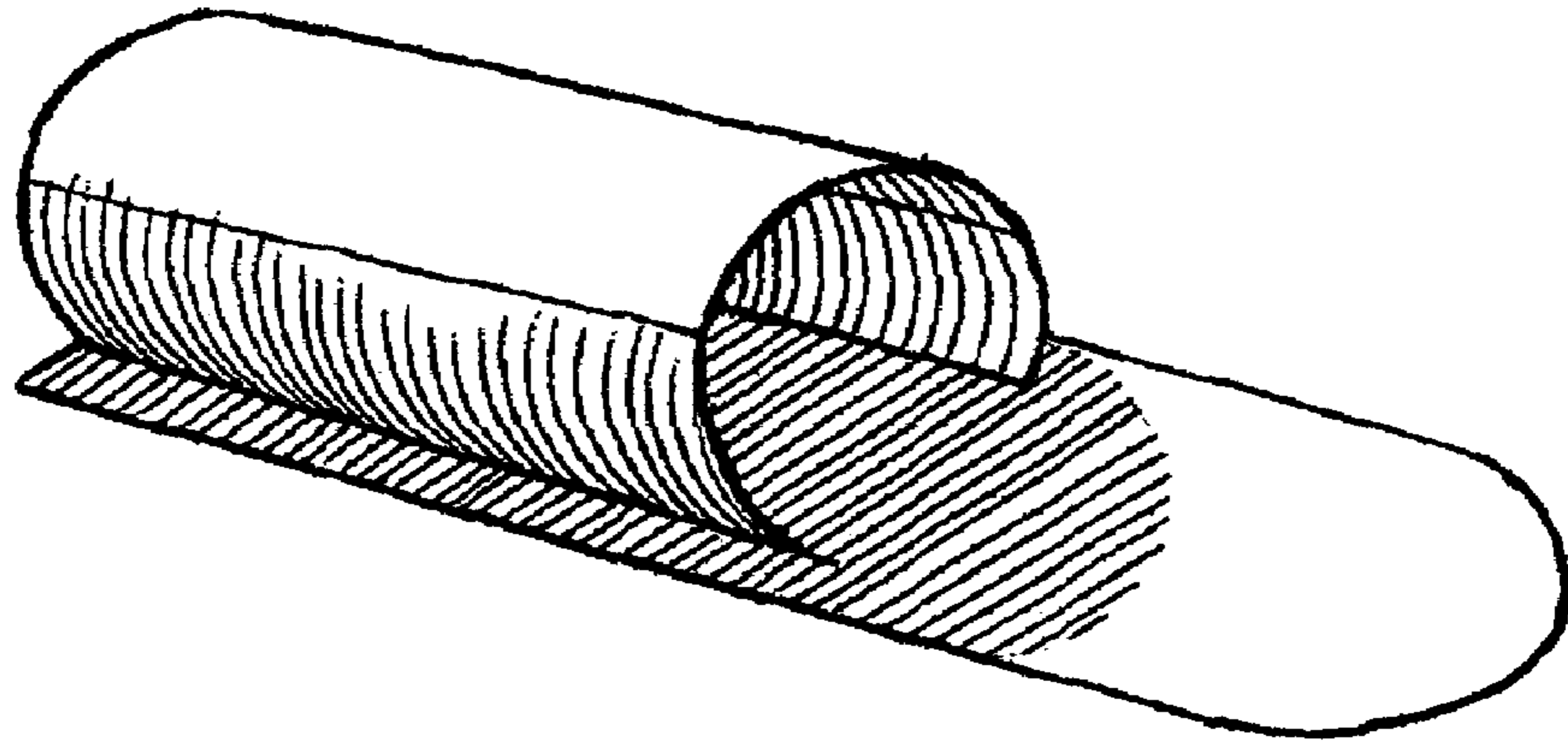


Figure - 2




Figure - 3




Figure - 4

