



US00D569537S

(12) **United States Design Patent** (10) **Patent No.:** **US D569,537 S**  
**Lui (Phillip)** (45) **Date of Patent:** **\*\* May 20, 2008**

(54) **FLASHLIGHT**

(76) Inventor: **Chun Wai Lui (Phillip)**, 5  
Willowridge, Irvine, CA (US) 92602

(\*\*) Term: **14 Years**

(21) Appl. No.: **29/221,003**

(22) Filed: **Jan. 10, 2005**

D495,077 S *	8/2004	Chau .....	D26/49
D498,865 S *	11/2004	Mah .....	D26/49
D501,943 S *	2/2005	Lui (Phillip) .....	D26/49
D505,218 S *	5/2005	Van Deursen .....	D26/49
D533,290 S *	12/2006	Lo et al. ....	D26/49
2002/0014862 A1	2/2002	Fregoso	
2002/0056287 A1	5/2002	Rudick	
2002/0093649 A1	7/2002	Brass	
2002/0149928 A1	10/2002	Watterson et al.	
2002/0191396 A1	12/2002	Reiff et al.	
2003/0072151 A1	4/2003	Galli	
2003/0156406 A1	8/2003	Galli	

**Related U.S. Application Data**

(63) Continuation of application No. 29/182,472, filed on May 28, 2003, now Pat. No. Des. 501,943.

(51) **LOC (8) Cl.** ..... **26-02**

(52) **U.S. Cl.** ..... **D26/49**

(58) **Field of Classification Search** ..... D26/37,  
D26/38, 41, 46, 49, 50; 362/157, 158, 183,  
362/190, 191, 194, 195, 196, 197, 201, 202,  
362/203, 205, 208

See application file for complete search history.

\* cited by examiner

*Primary Examiner*—Ian Simmons

*Assistant Examiner*—Carissa C Fitts

(74) *Attorney, Agent, or Firm*—Knobbe, Martens, Olson & Bear, LLP

(57) **CLAIM**

The ornamental design for a flashlight, as shown and described herein.

(56) **References Cited**

**U.S. PATENT DOCUMENTS**

6,095,661 A	8/2000	Lebens et al.	
6,132,072 A	10/2000	Turnbull et al.	
6,168,288 B1	1/2001	St. Claire	
6,190,020 B1	2/2001	Hartley	
6,206,541 B1	3/2001	Landamia	
6,231,207 B1	5/2001	Kennedy et al.	
6,299,323 B1	10/2001	Yu et al.	
6,328,456 B1	12/2001	Mize	
6,371,625 B2	4/2002	Campman	
D463,593 S *	9/2002	Galli .....	D26/49
6,452,217 B1	9/2002	Wojnarowski et al.	
6,459,919 B1	10/2002	Lys et al.	
6,474,837 B1	11/2002	Belliveau	
6,502,956 B1	1/2003	Wu	
6,536,912 B2	3/2003	Parker	
D482,151 S *	11/2003	Shiu .....	D26/49
D486,935 S *	2/2004	Shiu .....	D26/49
D494,299 S *	8/2004	Dalton et al. ....	D26/49

**DESCRIPTION**

FIG. 1 is a top perspective view of a quick release mechanism of a flashlight of the present design;

FIG. 2 is a bottom perspective view of the quick release mechanism of the flashlight of FIG. 1;

FIG. 3 is a side elevation view of the quick release mechanism of the flashlight of FIG. 1;

FIG. 4 is a side elevation view from a second angle of the quick release mechanism in FIG. 1;

FIG. 5 is a top plan view of the quick release mechanism of the flashlight of FIG. 1; and,

FIG. 6 is a bottom plan view of the quick release mechanism of the flashlight of FIG. 1.

The broken line showing is for illustrative purposes only and forms no part of the claimed design.

**1 Claim, 4 Drawing Sheets**

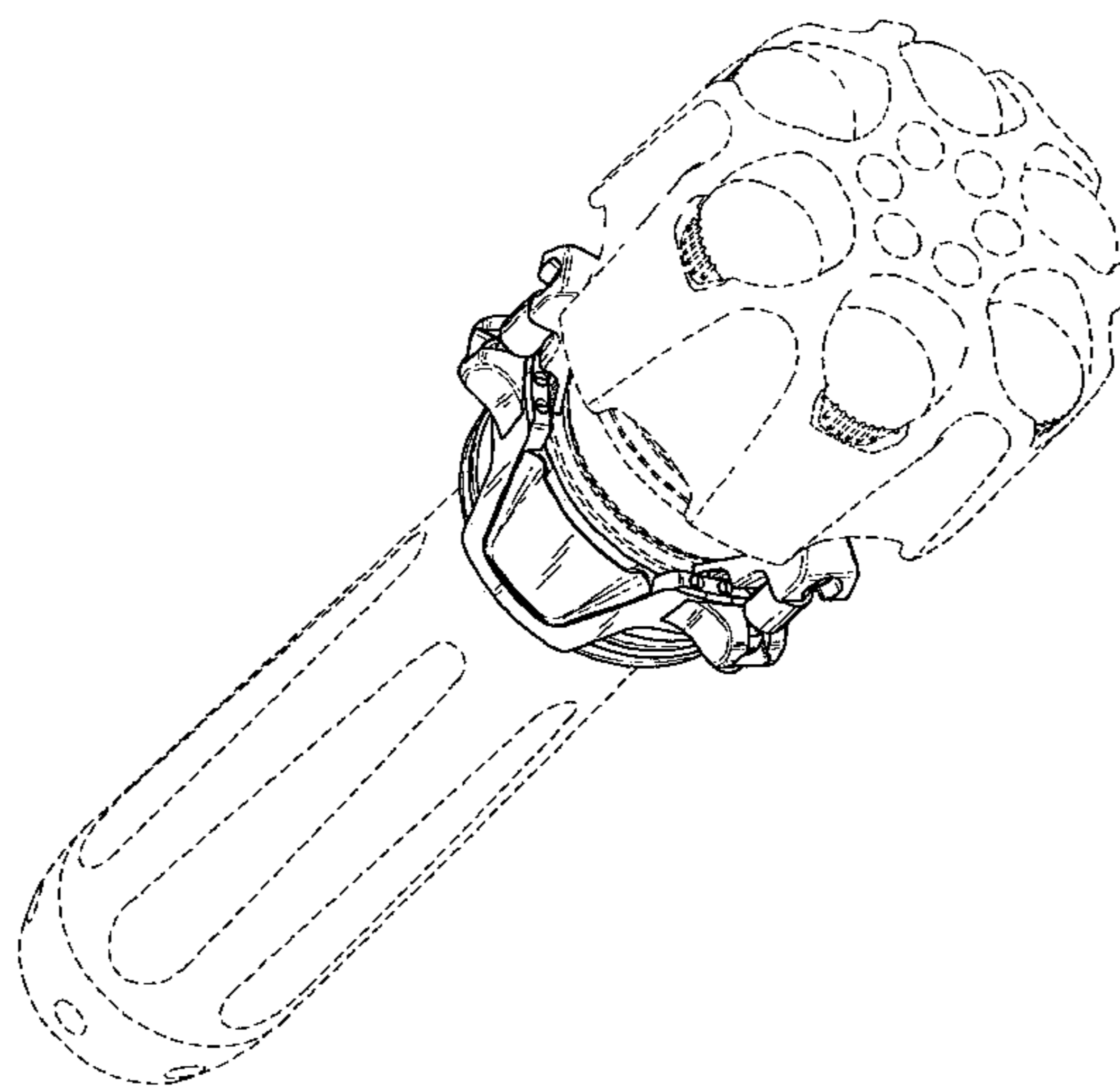




FIG. 1

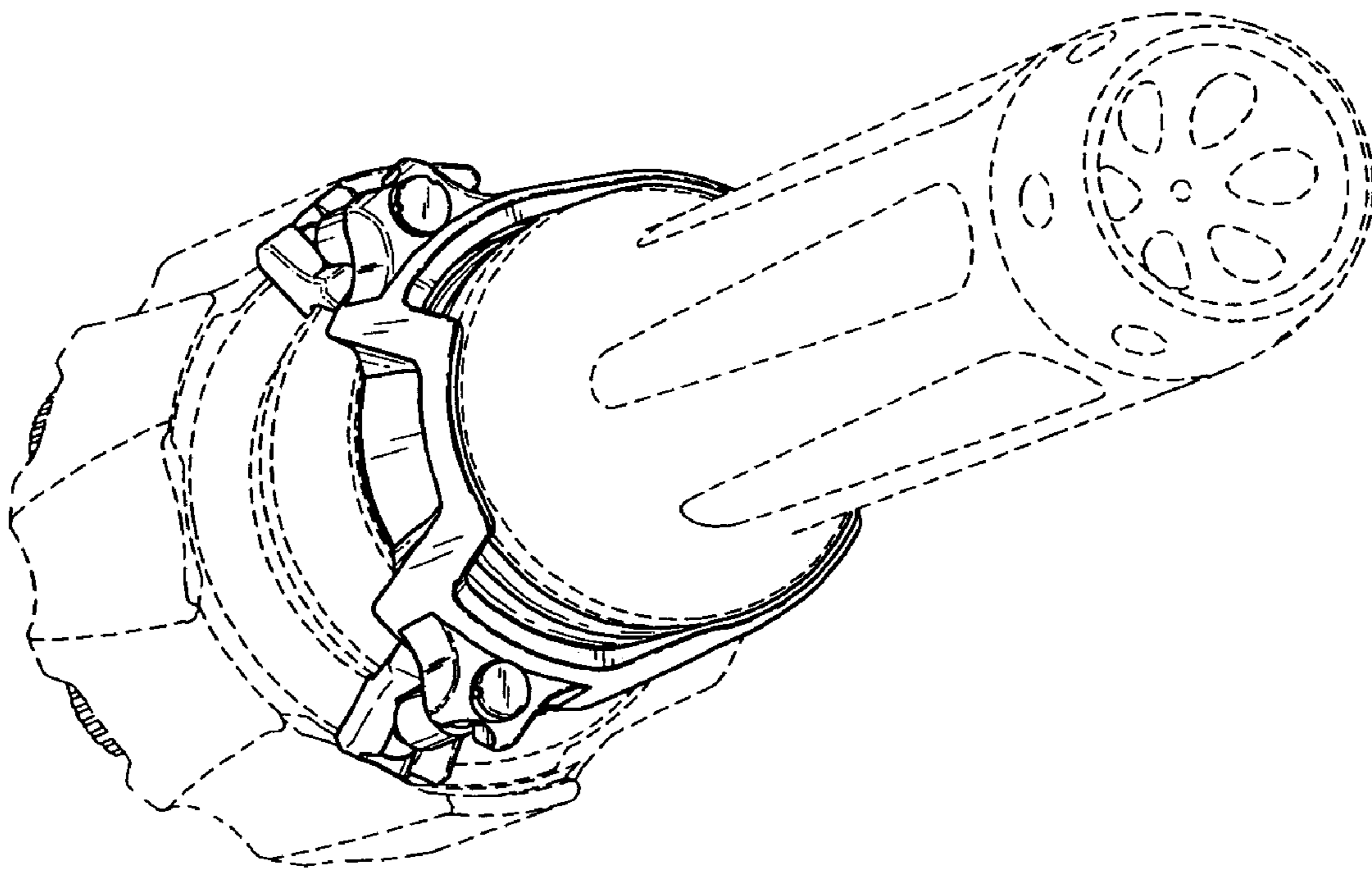


FIG. 2

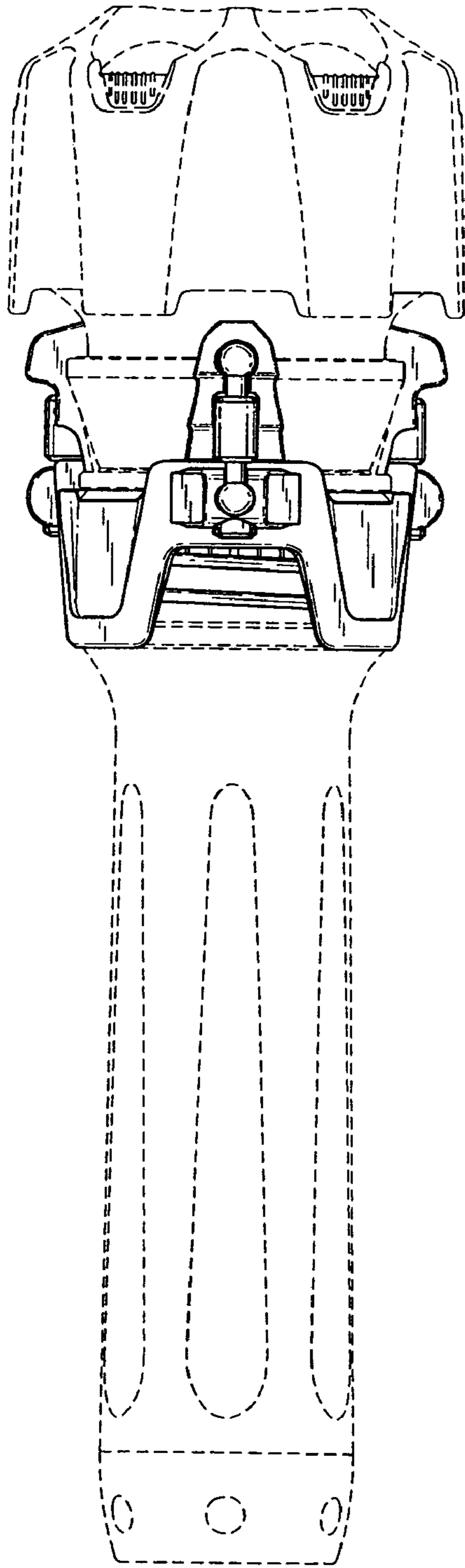


FIG. 3

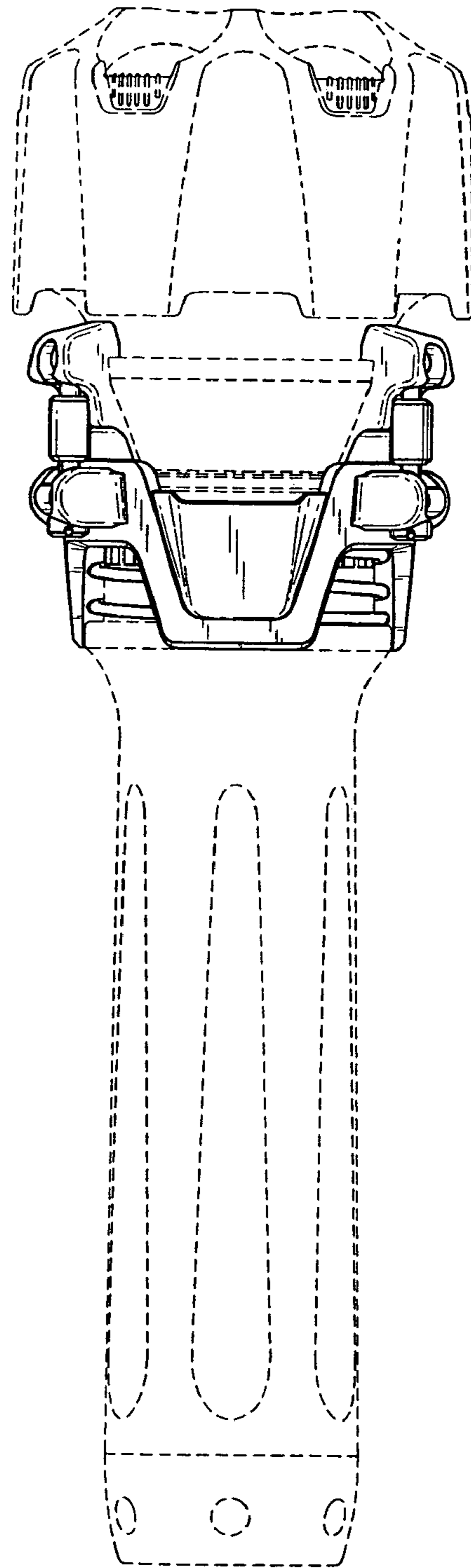


FIG. 4

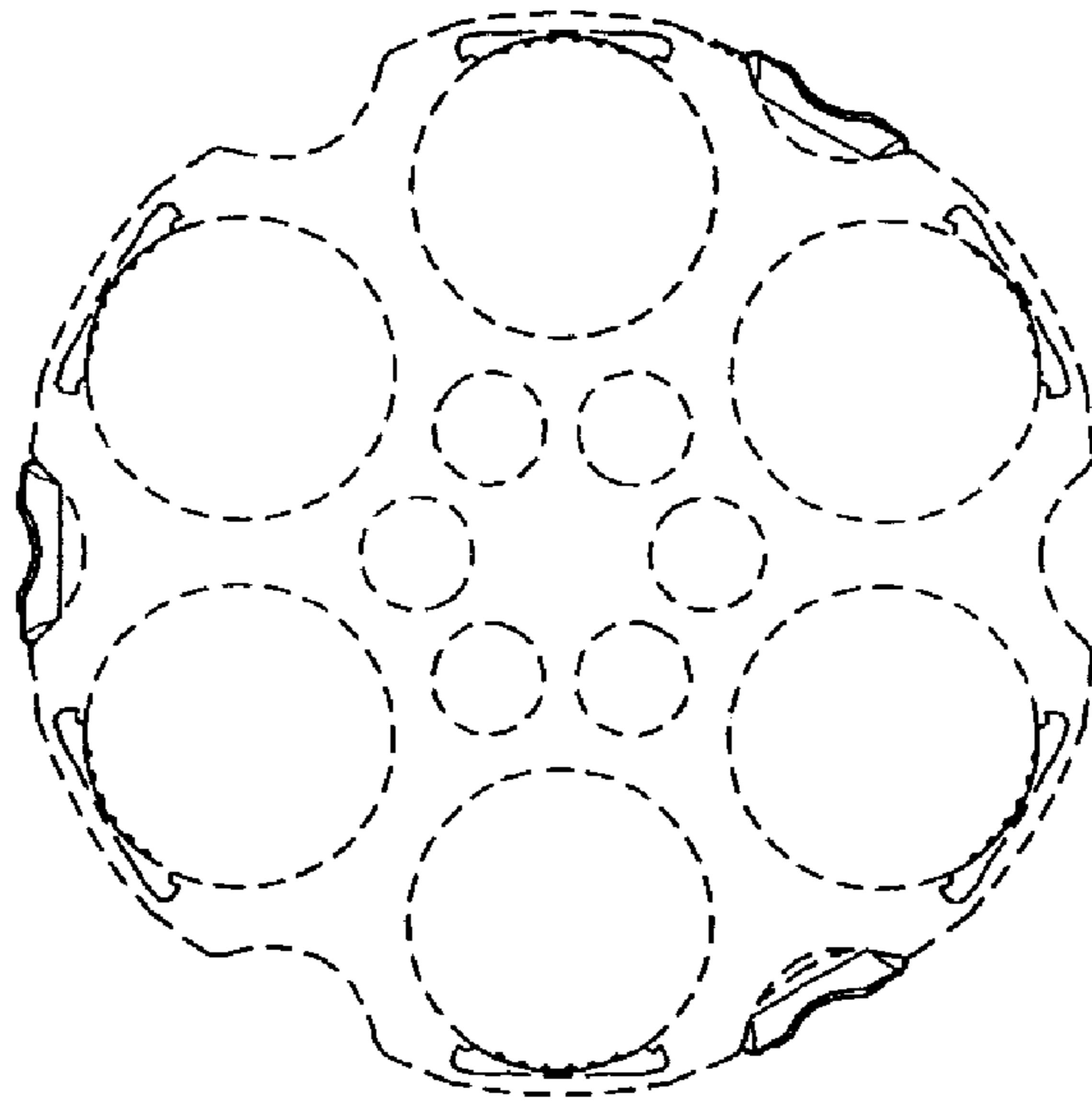


FIG. 5

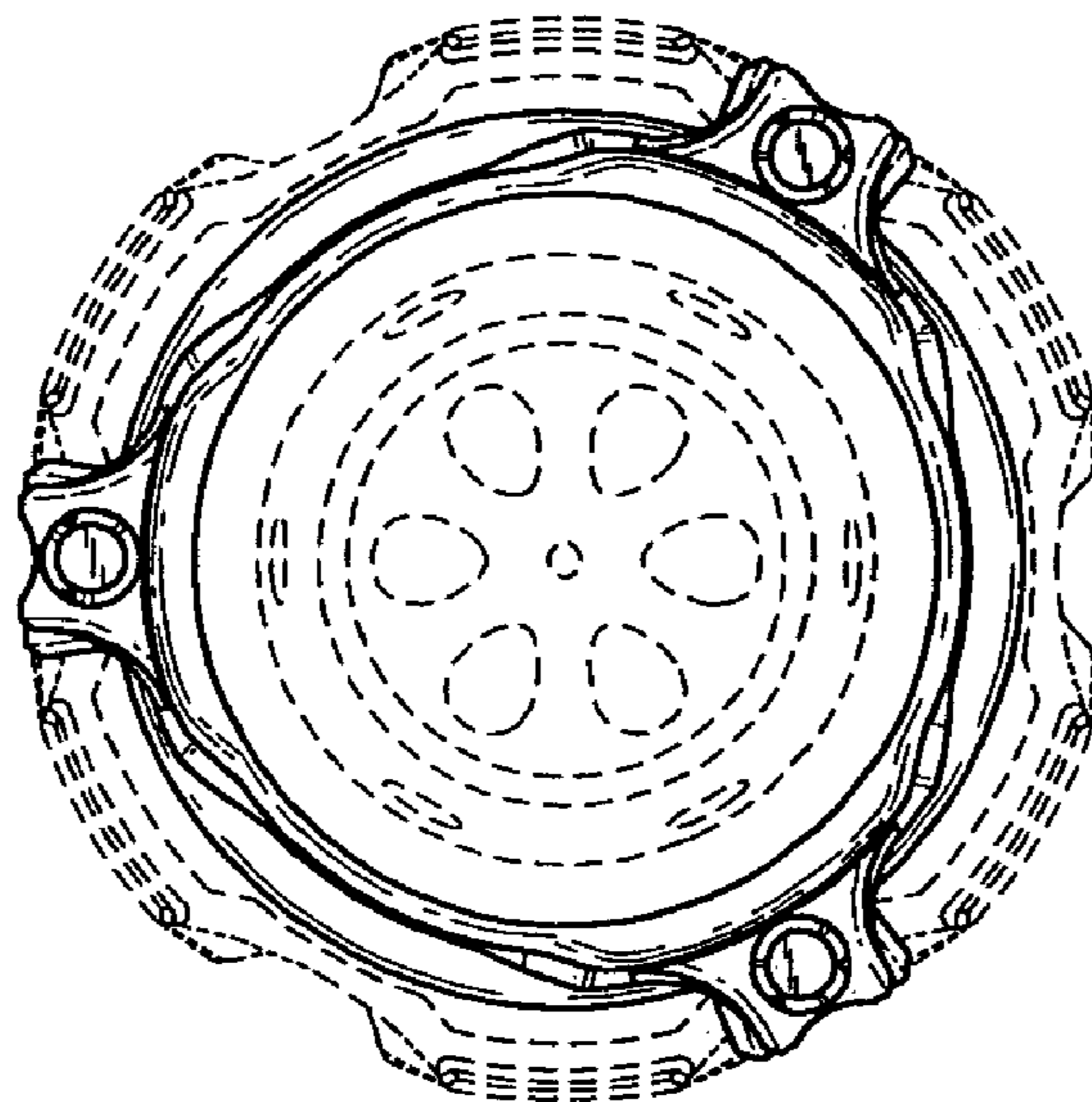


FIG. 6