

US00D569525S

(12) **United States Design Patent**
Koseki

(10) **Patent No.: US D569,525 S**

(45) **Date of Patent: ** May 20, 2008**

(54) **NEEDLE COUNTER**

7,303,568 B2 * 12/2007 Jannot 606/148
2002/0029989 A1 * 3/2002 Anthony et al. 206/366

(75) Inventor: **Tomoaki Koseki**, Chiyoda-ku (JP)

FOREIGN PATENT DOCUMENTS

(73) Assignee: **Koseki Medical K.K.**, Chiyoda-ku,
Tokyo (JP)

JP D1071098 2/2000
JP D1080518 5/2000
JP D1109628 3/2001

(**) Term: **14 Years**

* cited by examiner

(21) Appl. No.: **29/286,790**

Primary Examiner—Robert A. Delehanty

(22) Filed: **May 21, 2007**

Assistant Examiner—Mark Cavanna

(51) **LOC (8) Cl.** **24-01**

(57) **CLAIM**

(52) **U.S. Cl.** **D24/231**

The ornamental design for needle counter, as shown and described.

(58) **Field of Classification Search** D24/145–146,
D24/231; D9/420, 423; 206/63.3, 366, 369–370,
206/380, 382–383, 388, 460; 606/148
See application file for complete search history.

DESCRIPTION

(56) **References Cited**

FIG. 1 is a front view of a needle counter, showing my new design;

U.S. PATENT DOCUMENTS

FIG. 2 is a right side view with the left side being a mirror image thereof;

- 3,819,039 A * 6/1974 Erickson 206/388
- 4,182,448 A * 1/1980 Huck et al. 206/380
- 4,243,140 A * 1/1981 Thrun 206/382
- 4,260,056 A * 4/1981 Horvath et al. 206/383
- 4,318,473 A * 3/1982 Sandel 206/370
- 4,418,821 A * 12/1983 Sandel 206/460
- D273,615 S * 4/1984 Maskrey D24/131
- 4,591,048 A * 5/1986 Eldridge, Jr. 206/63.3
- 5,193,678 A * 3/1993 Janocik et al. 206/369
- 5,316,142 A * 5/1994 Jain 206/63.3
- D489,454 S 5/2004 Koseki
- D489,822 S 5/2004 Koseki
- 7,070,051 B2 * 7/2006 Kanner et al. 206/460

FIG. 3 is a top view with the bottom being a mirror image thereof;

FIG. 4 is a back view thereof; and,

FIG. 5 is a cross sectional view taken along line 5—5 as shown in FIG. 1.

My new design shows precut sponge blocks that are substantially octagonal in shape and arranged in rows and columns on a thin releasing paper.

1 Claim, 2 Drawing Sheets

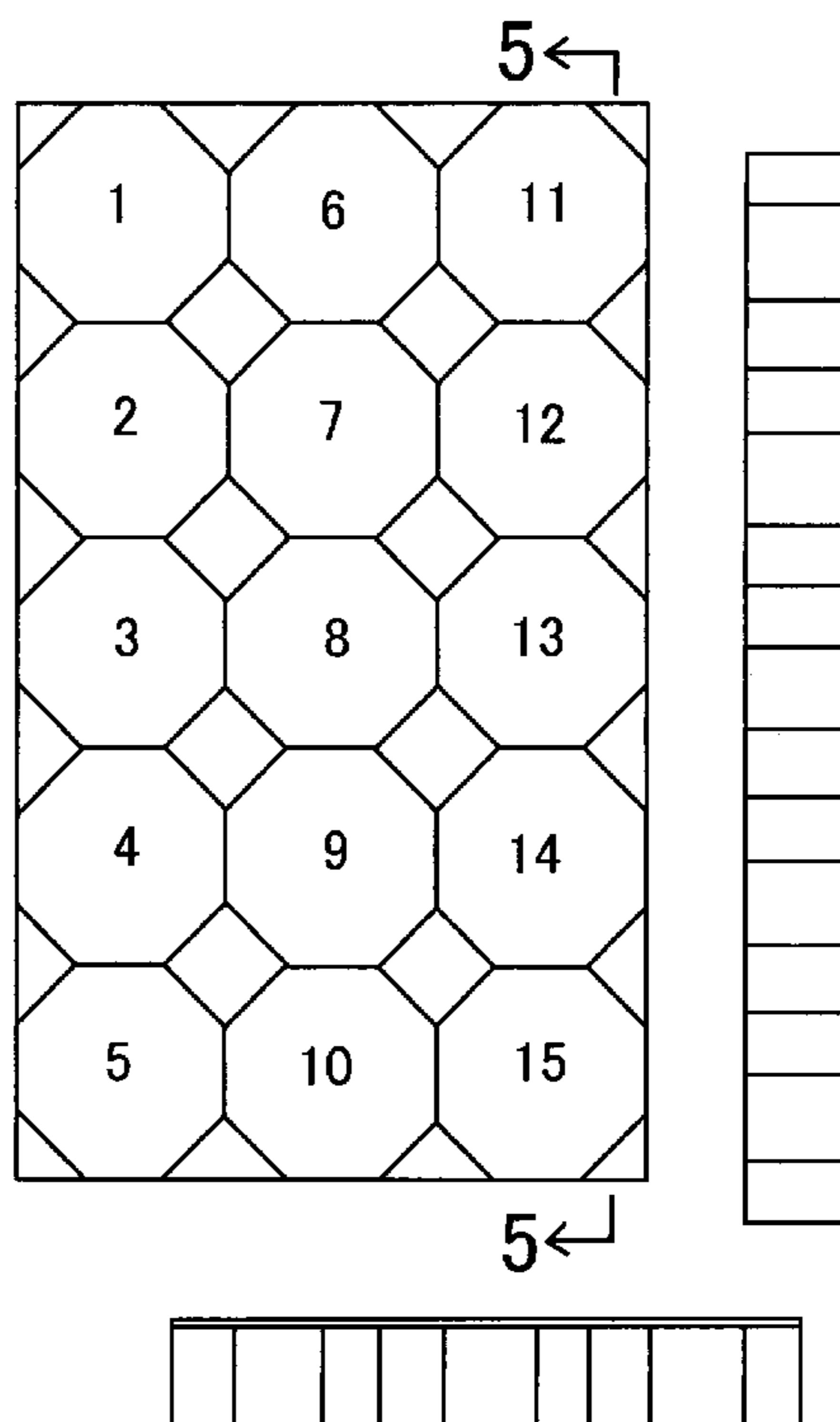


Fig. 3



Fig. 1

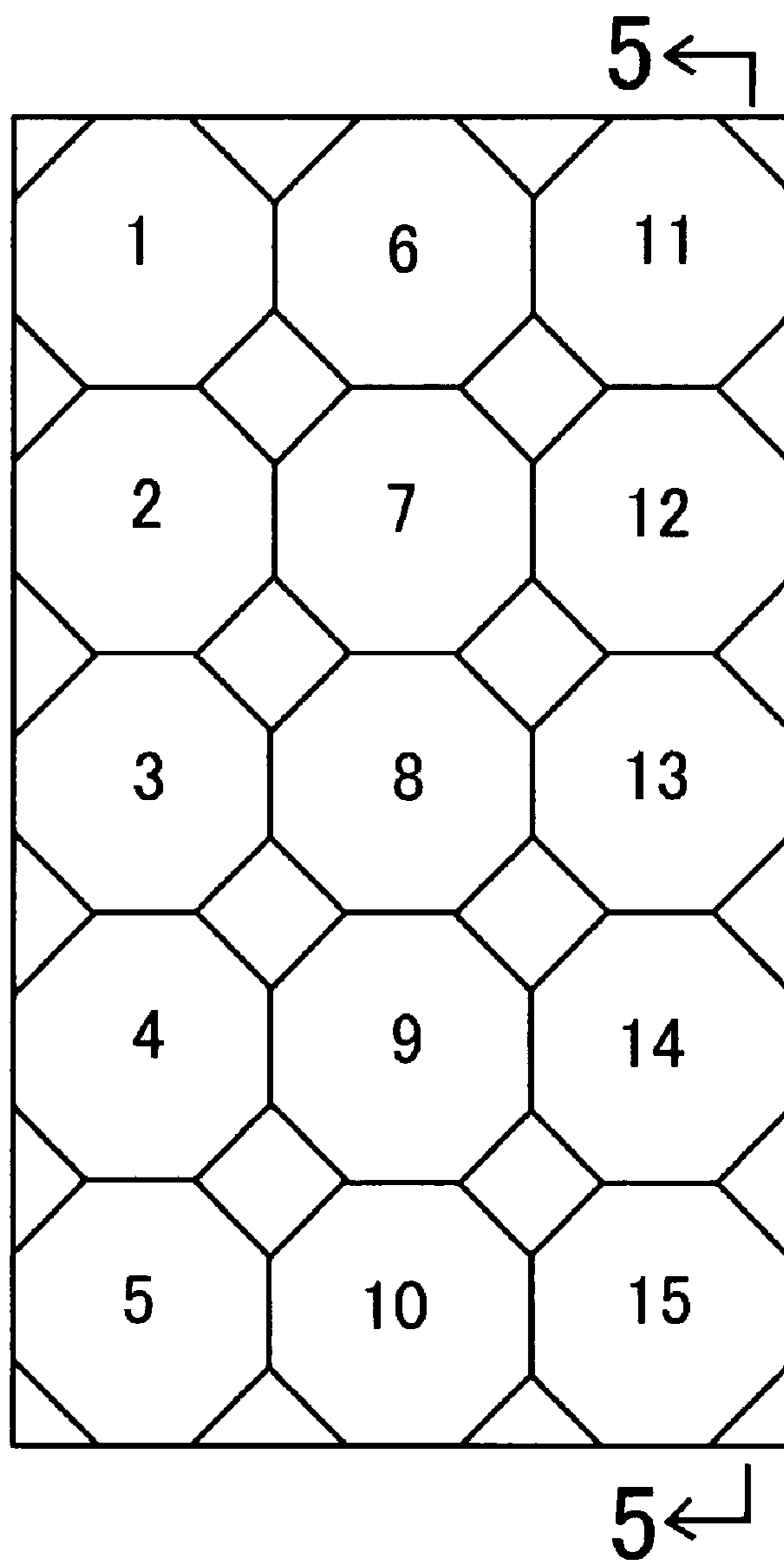


Fig. 2




Fig. 4



Fig. 5

