



US00D569517S

(12) **United States Design Patent**
Wilkinson

(10) **Patent No.:** **US D569,517 S**

(45) **Date of Patent:** **** May 20, 2008**

(54) **LANCET DEVICE**

(76) **Inventor:** **Bradley Wilkinson**, 39 Hillside Dr.,
North Haledon, NJ (US) 07508

(**) **Term:** **14 Years**

(21) **Appl. No.:** **29/261,124**

(22) **Filed:** **Jun. 7, 2006**

(51) **LOC (8) Cl.** **24-02**

(52) **U.S. Cl.** **D24/147; D24/146**

(58) **Field of Classification Search** D24/146,
D24/147, 133, 130; 606/181, 182, 183, 184,
606/167; 600/583

See application file for complete search history.

(56) **References Cited**

U.S. PATENT DOCUMENTS

D299,748 S	2/1989	Robertson	
D322,479 S *	12/1991	Miyaguchi	D24/147
D342,573 S *	12/1993	Cerola	D24/147
5,464,418 A *	11/1995	Schraga	606/182
5,628,765 A	5/1997	Morita	
5,707,384 A	1/1998	Kim	
5,755,733 A	5/1998	Morita	
5,957,895 A	9/1999	Sage et al.	
D428,150 S *	7/2000	Ruf et al.	D24/146
6,090,124 A	7/2000	Weekes	
6,168,606 B1	1/2001	Levin	
6,248,120 B1	6/2001	Wyszogrodzki	
D444,557 S	7/2001	Levaughn et al.	
D447,566 S	9/2001	Levaughn et al.	
6,283,982 B1	9/2001	Levaughn et al.	
D458,679 S *	6/2002	Thompson et al.	D24/133

6,491,709 B2	12/2002	Sharma et al.	
6,613,064 B2	9/2003	Rutynowski et al.	
D499,182 S	11/2004	Moore et al.	
D532,517 S *	11/2006	Wilkinson	D24/146
D538,934 S *	3/2007	Wilkinson	D24/146
2001/0039387 A1	11/2001	Rutynowski et al.	
2002/0040230 A1	4/2002	Kuhr	
2002/0082521 A1	6/2002	Sharma	
2003/0109895 A1	6/2003	Taylor et al.	
2005/0038464 A1 *	2/2005	Schraga	606/181
2006/0129173 A1 *	6/2006	Wilkinson	606/181

* cited by examiner

Primary Examiner—Ian Simmons

Assistant Examiner—Carissa C Fitts

(74) *Attorney, Agent, or Firm*—Mark J. Schildkraut

(57) **CLAIM**

The ornamental design for a lancet device, as shown and described.

DESCRIPTION

FIG. 1 is an overall perspective view of a lancet device showing my design;

FIG. 2 is a top view thereof;

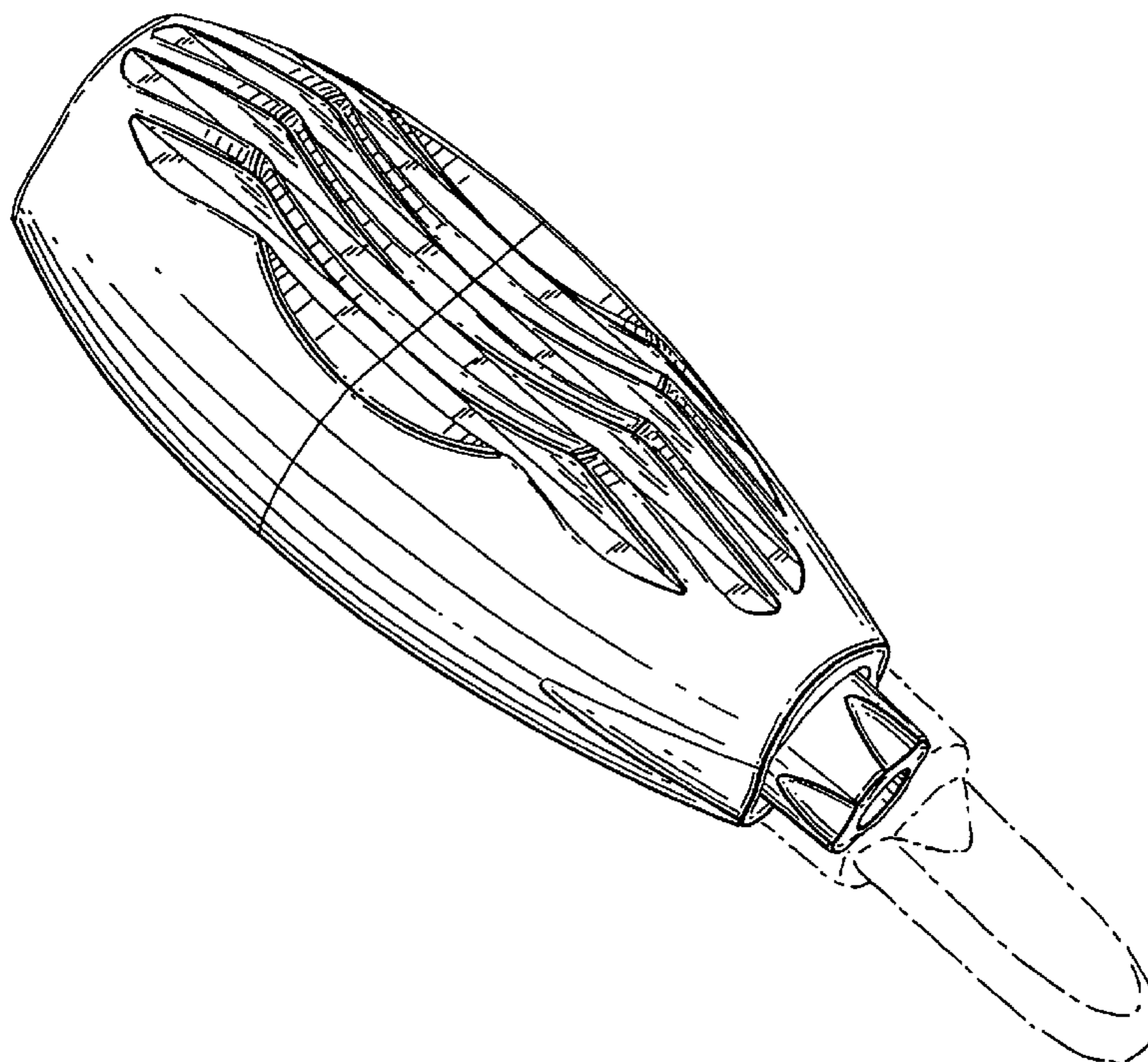
FIG. 3 is a side view thereof;

FIG. 4 is a front view thereof; and,

FIG. 5 is a rear view thereof.

The broken line showing is for illustrative purposes only and forms no part of the claimed design.

1 Claim, 4 Drawing Sheets



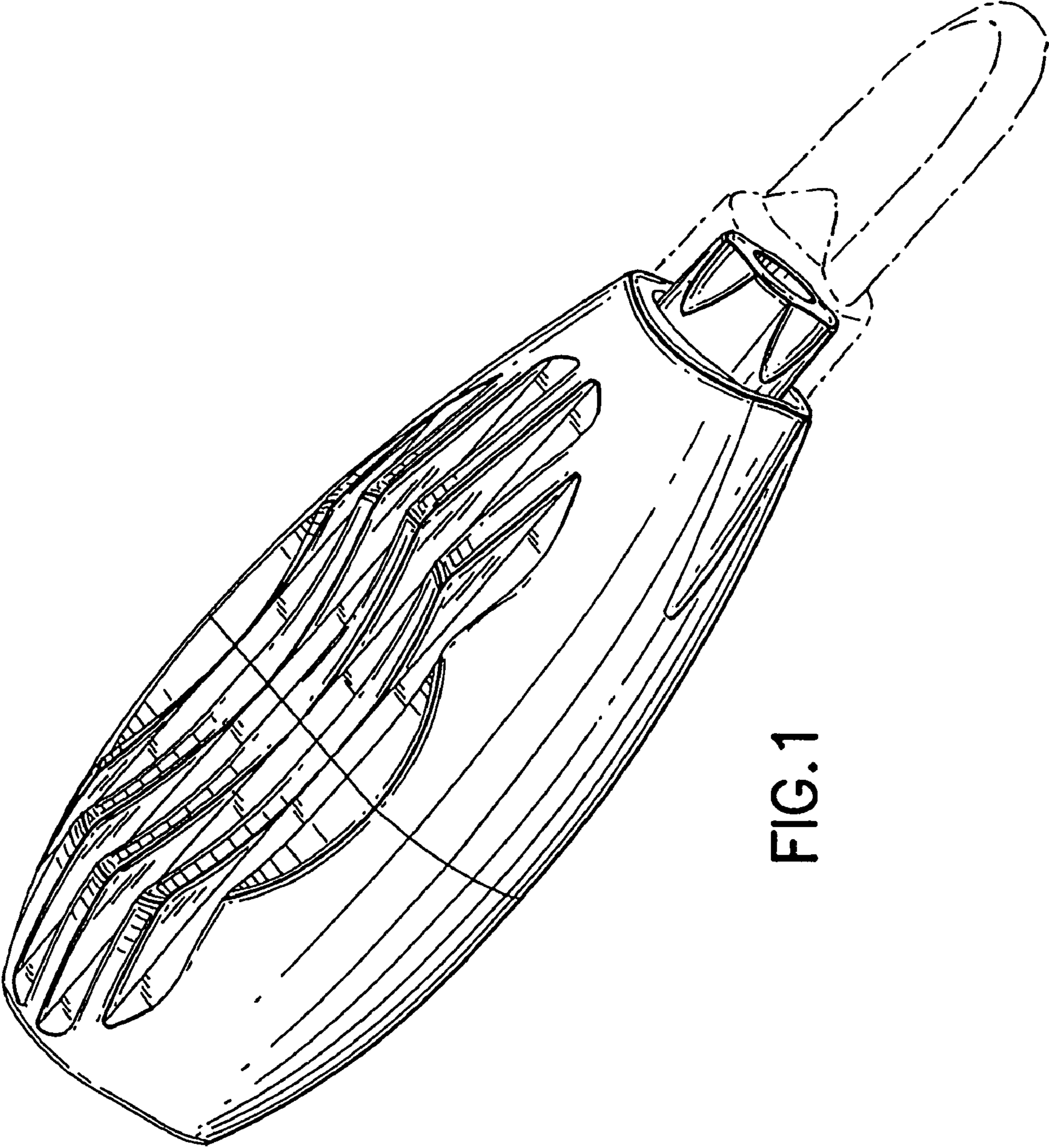


FIG. 1

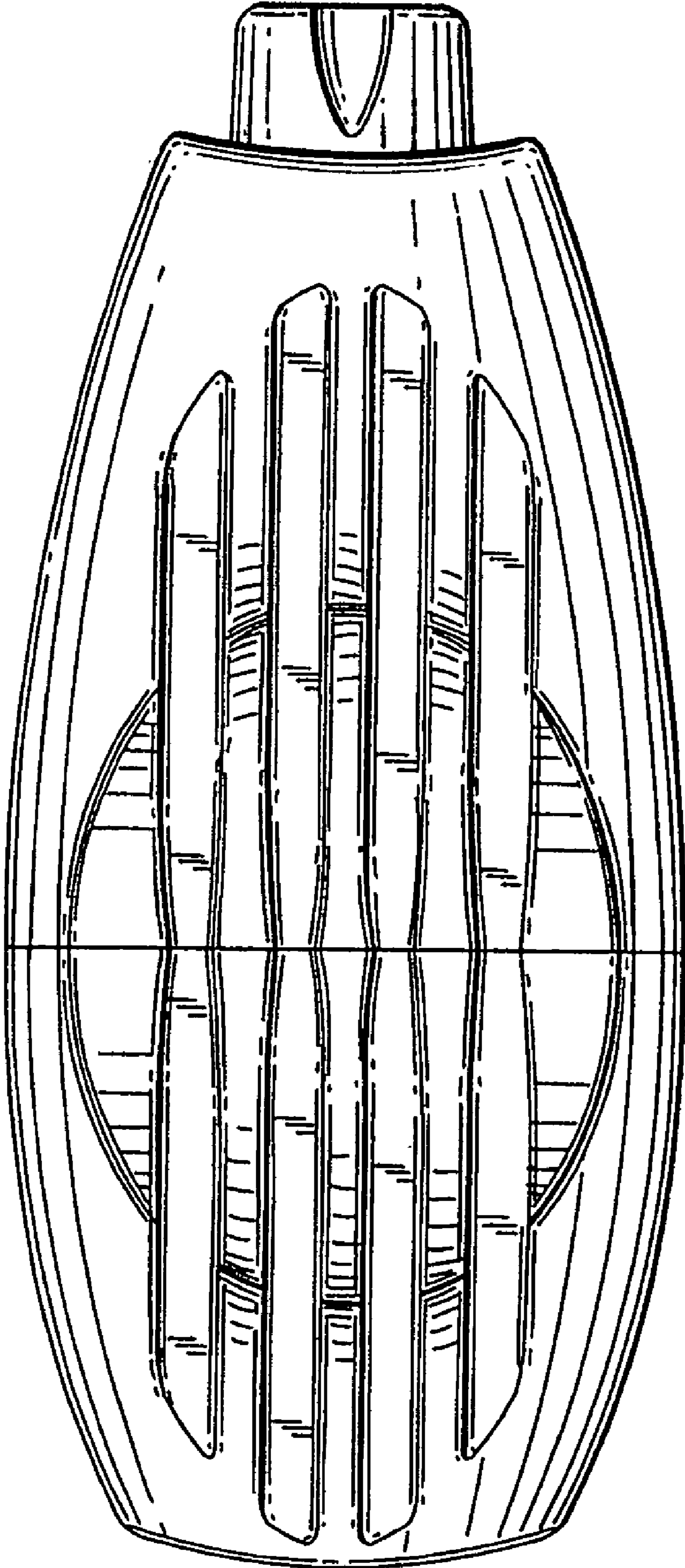


FIG. 2

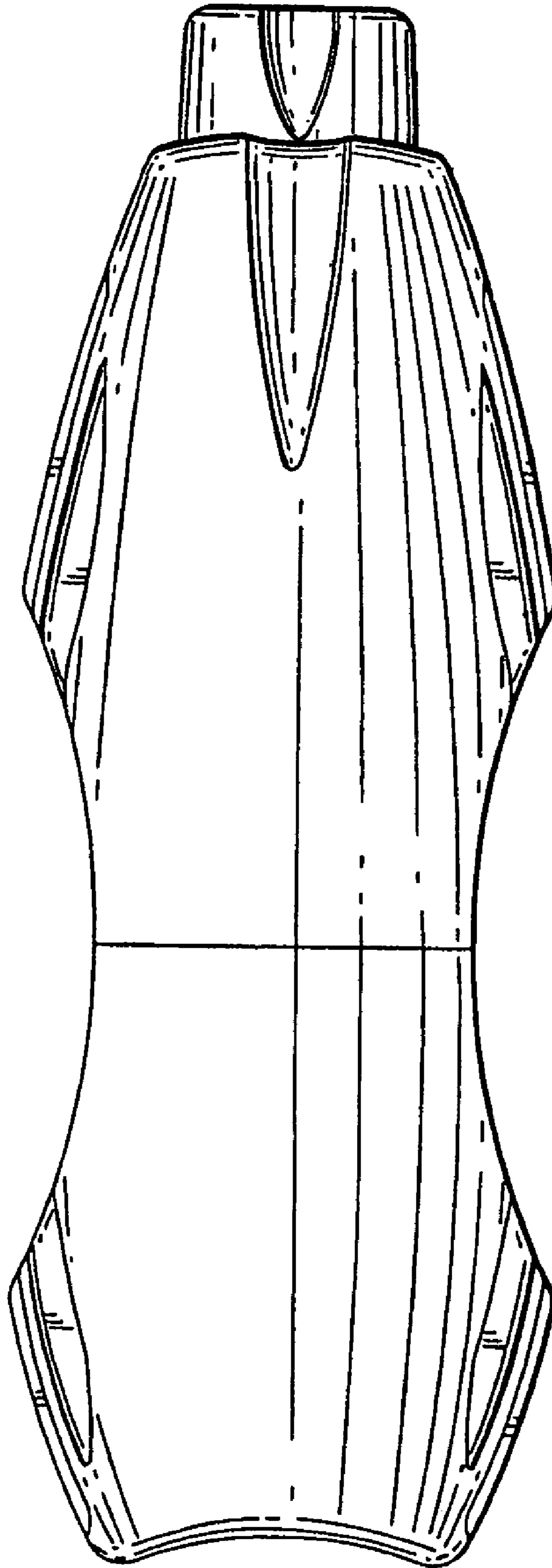


FIG. 3

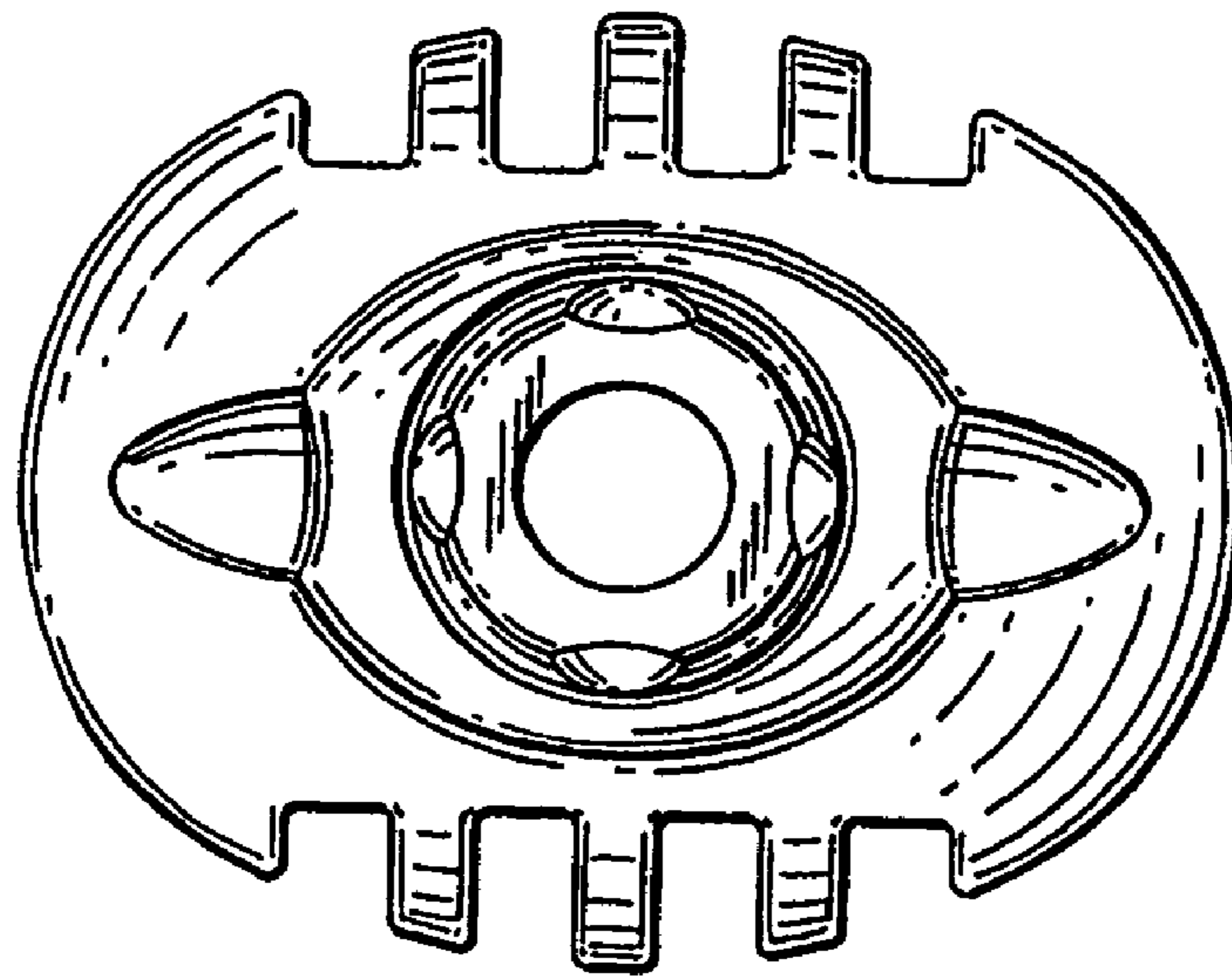


FIG. 4

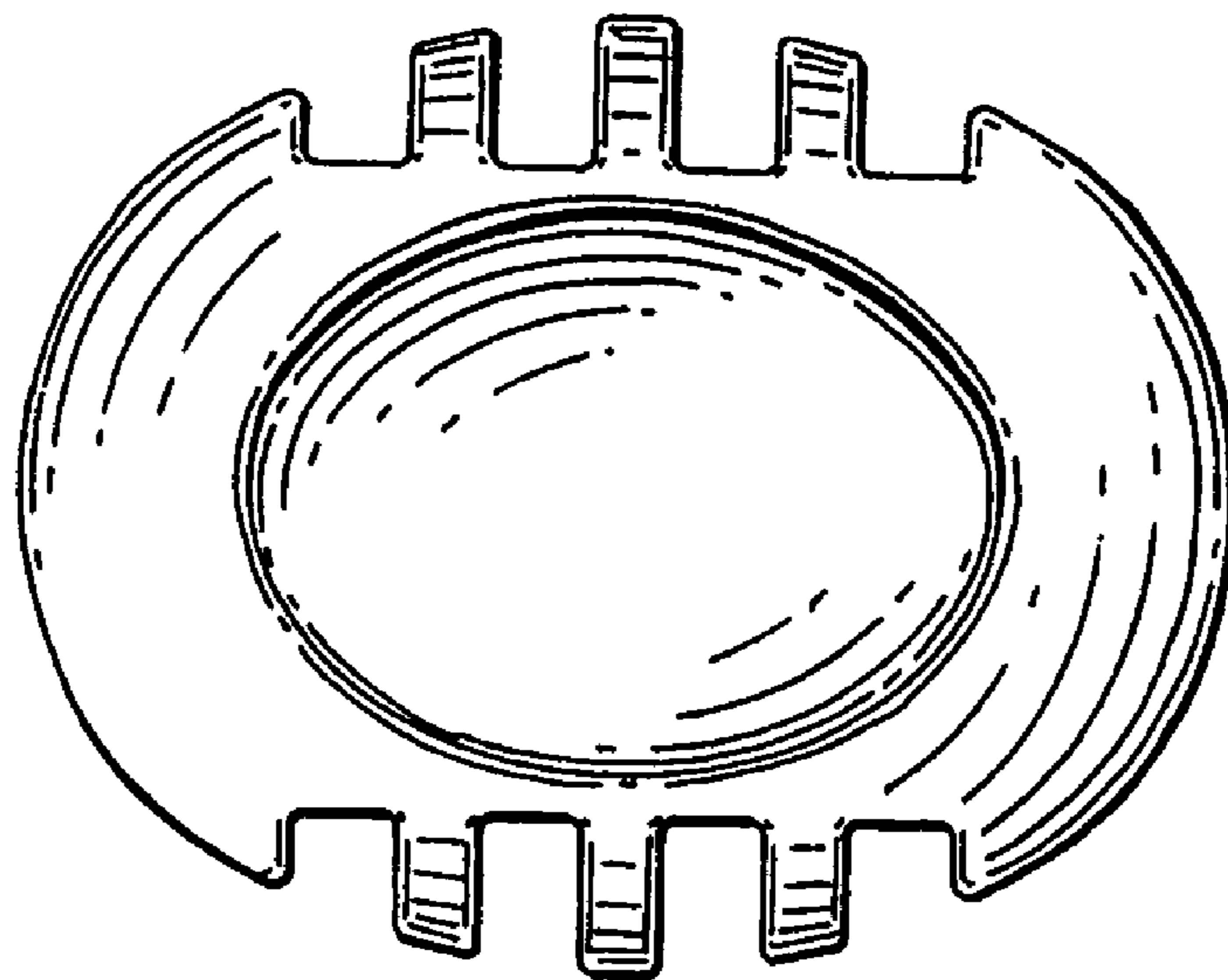


FIG. 5