



US00D569485S

(12) **United States Design Patent**
Daunter et al.

(10) **Patent No.:** **US D569,485 S**

(45) **Date of Patent:** **** May 20, 2008**

(54) **FAUCET ASSEMBLY**

(75) Inventors: **Dominic Daunter**, Howell, MI (US);
Daniel Genord, South Lyon, MI (US)

(73) Assignee: **Masco Corporation of Indiana**,
Indianapolis, IN (US)

(**) Term: **14 Years**

(21) Appl. No.: **29/280,744**

(22) Filed: **Jun. 6, 2007**

(51) **LOC (8) Cl.** **23-01**

(52) **U.S. Cl.** **D23/241**

(58) **Field of Classification Search** D23/200,
D23/238-257; D6/512, 546, 550; D8/300,
D8/307-308, 310-312, 321; 4/675-678;
137/801; 16/110.1, 441

See application file for complete search history.

(56) **References Cited**

U.S. PATENT DOCUMENTS

D466,981 S	*	12/2002	Cosolito et al.	D23/242
D472,608 S	*	4/2003	Shieh	D23/241
D492,391 S	*	6/2004	Herbeau	D23/241
D512,485 S	*	12/2005	Kulig	D23/241
D516,177 S	*	2/2006	Ouyoung	D23/241
D516,178 S	*	2/2006	Shieh	D23/241
D516,681 S	*	3/2006	Gilbert	D23/249

D520,603 S	*	5/2006	Fritz	D23/241
D521,602 S	*	5/2006	En-Min et al.	D23/241
D524,418 S	*	7/2006	Schaffeld et al.	D23/241
D532,871 S	*	11/2006	Berberet	D23/241
D533,637 S	*	12/2006	Berberet	D23/241

* cited by examiner

Primary Examiner—Robert A. Delehanty

Assistant Examiner—Mark Cavanna

(74) *Attorney, Agent, or Firm*—Leon E. Redman; Lloyd D. Doigan

(57) **CLAIM**

The ornamental design for a faucet assembly, as shown and described.

DESCRIPTION

FIG. 1 is a front perspective view of a faucet assembly showing our new design;

FIG. 2 is a front elevational view thereof;

FIG. 3 is a rear elevational view thereof;

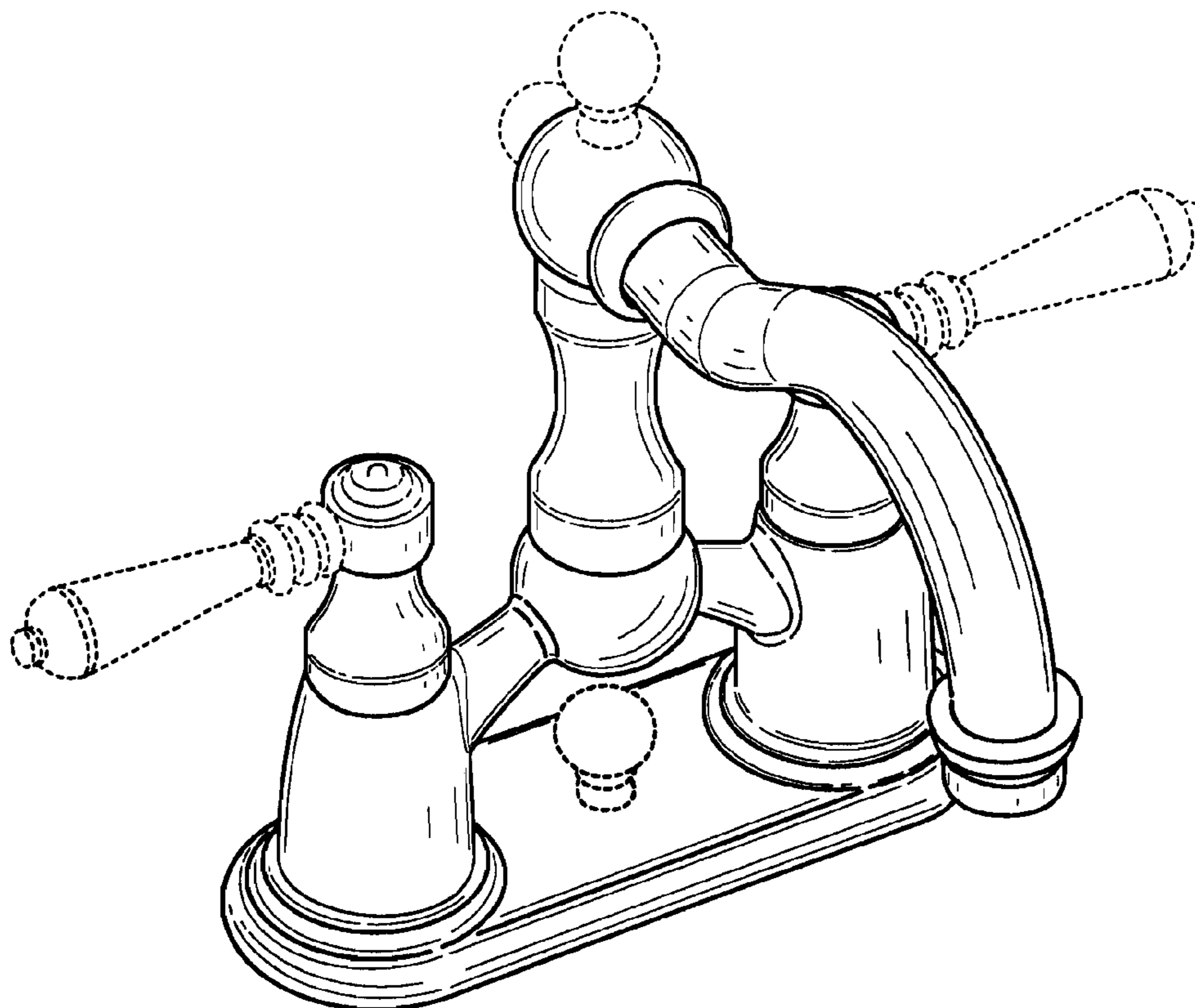
FIG. 4 is a right side elevational view thereof;

FIG. 5 is a left side elevational view thereof; and,

FIG. 6 is a top plan view thereof.

The broken lines in the Figures are for illustrative purposes only and form no part of the claimed design.

1 Claim, 6 Drawing Sheets






FIG. 1




FIG. 2

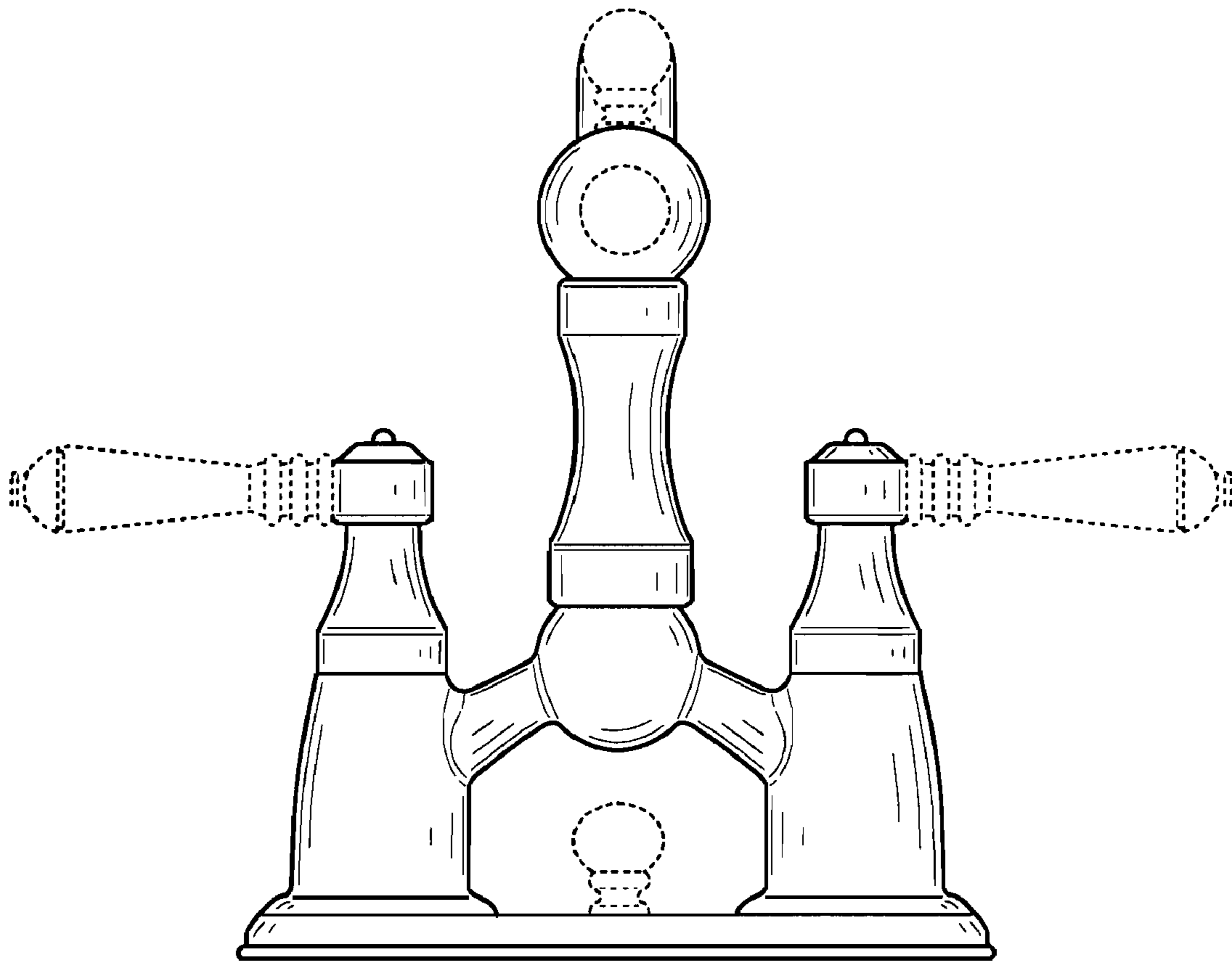


FIG. 3




FIG. 4

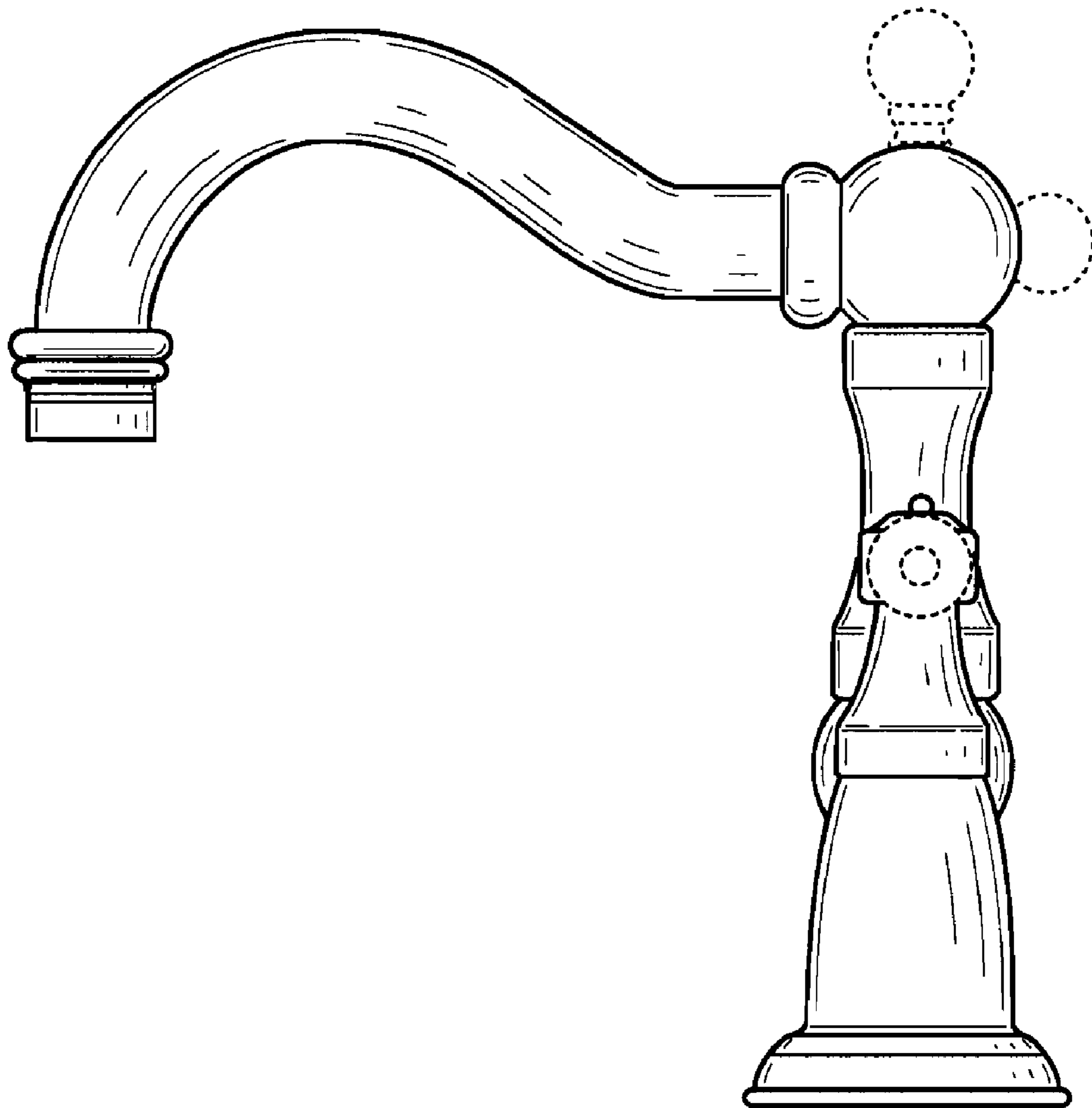


FIG. 5

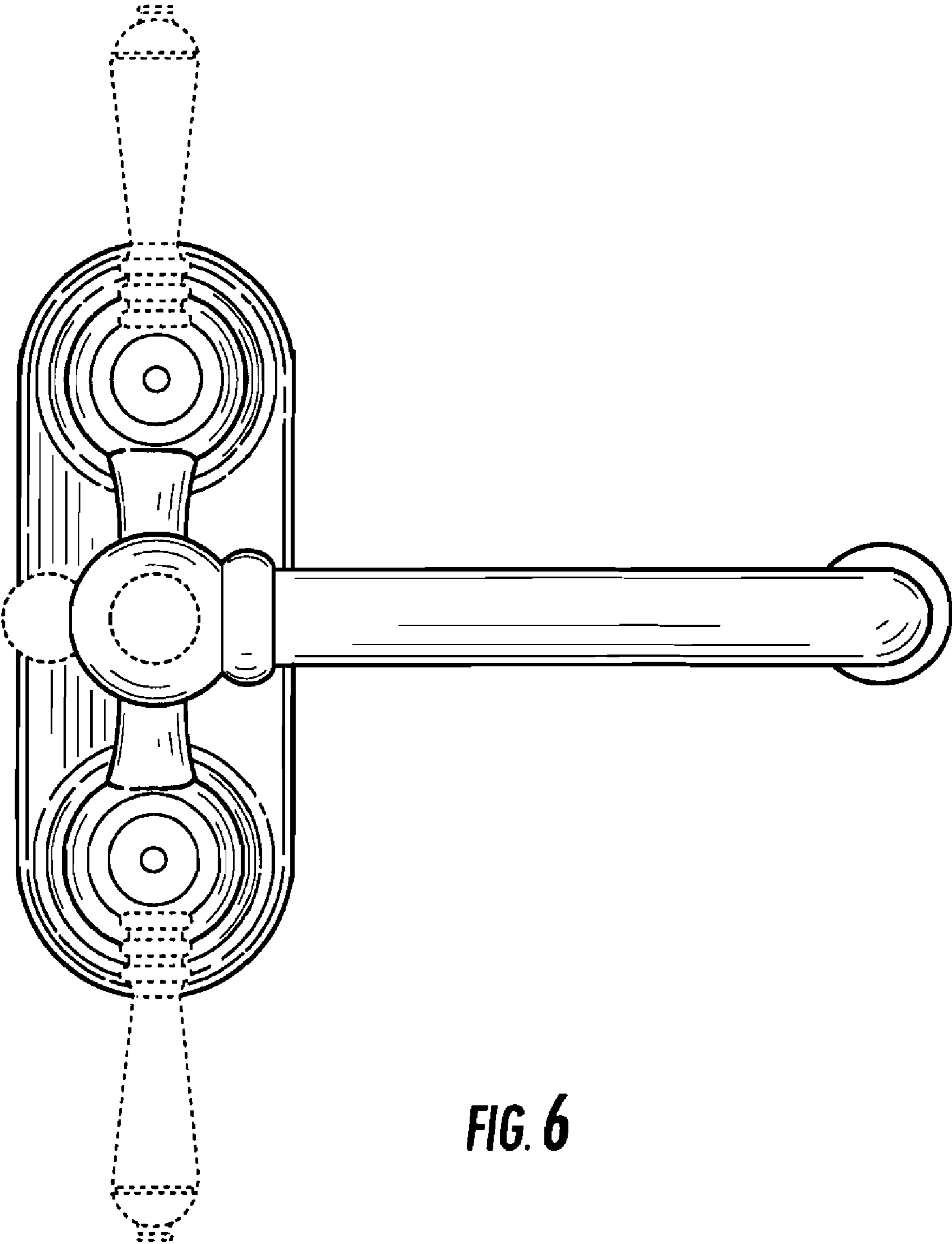


FIG. 6