

US00D569483S

(12) **United States Design Patent**
Daunter et al.

(10) **Patent No.:** **US D569,483 S**

(45) **Date of Patent:** **** May 20, 2008**

(54) **FAUCET ASSEMBLY**

(75) Inventors: **Dominic Daunter**, Howell, MI (US);
Daniel Genord, South Lyon, MI (US);
Emilie Williams, Fishers, IN (US)

(73) Assignee: **Masco Corporation of Indiana**,
Indianapolis, IN (US)

(**) Term: **14 Years**

(21) Appl. No.: **29/280,751**

(22) Filed: **Jun. 6, 2007**

(51) **LOC (8) Cl.** **23-01**

(52) **U.S. Cl.** **D23/238**

(58) **Field of Classification Search** D23/200,
D23/238-257; D6/512, 546, 550; D8/300,
D8/307-308, 310-312, 321; 4/675-678;
137/801; 16/110.1, 441

See application file for complete search history.

(56) **References Cited**

U.S. PATENT DOCUMENTS

- D349,326 S * 8/1994 Bollenbacher D23/238
- D409,726 S * 5/1999 Formgren D23/238
- D468,399 S * 1/2003 Bouilloux et al. D23/238
- D470,917 S * 2/2003 Friedrich D23/238
- D471,254 S * 3/2003 Bonnell et al. D23/238
- D473,929 S * 4/2003 Warshawsky et al. D23/238

- D510,979 S * 10/2005 Kulig D23/238
- D523,535 S * 6/2006 Fritz D23/255
- D534,624 S * 1/2007 Koury et al. D23/238
- D546,923 S * 7/2007 Castellanos D23/238
- D551,323 S * 9/2007 Krumpel et al. D23/238

* cited by examiner

Primary Examiner—Robert A. Delehanty

Assistant Examiner—Mark Cavanna

(74) *Attorney, Agent, or Firm*—Leon E. Redman; Lloyd D. Doigan

(57) **CLAIM**

The ornamental design for a faucet assembly, as shown and described.

DESCRIPTION

FIG. 1 is a front perspective view of a faucet assembly showing our new design;

FIG. 2 is a top plan view thereof;

FIG. 3 is a right side elevational view thereof;

FIG. 4 is a left side elevational view thereof;

FIG. 5 is a rear elevational view thereof; and,

FIG. 6 is a front elevational view thereof.

The broken lines in the Figures are for illustrative purposes only and form no part of the claimed design.

1 Claim, 6 Drawing Sheets





FIG. 1

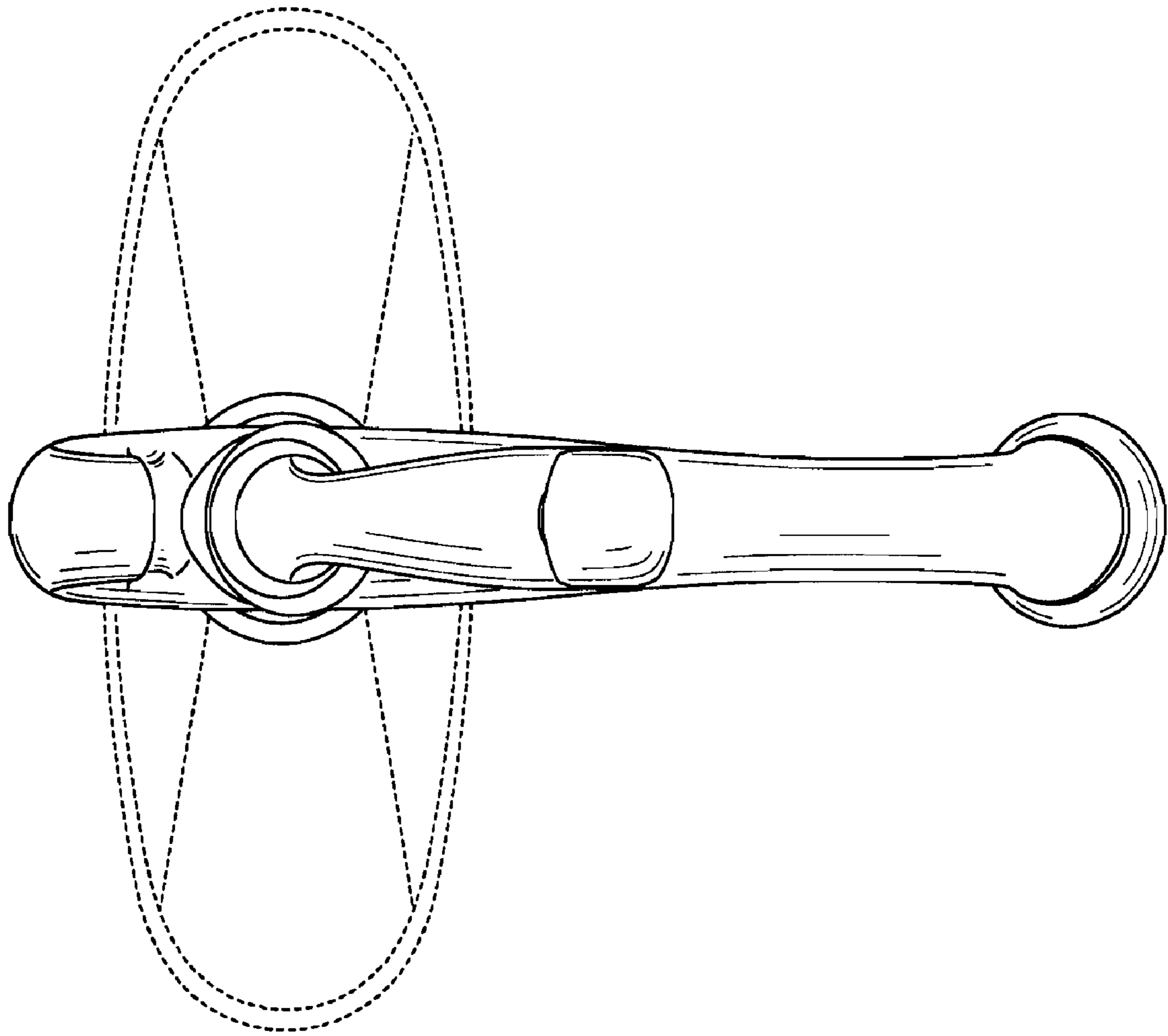


FIG. 2

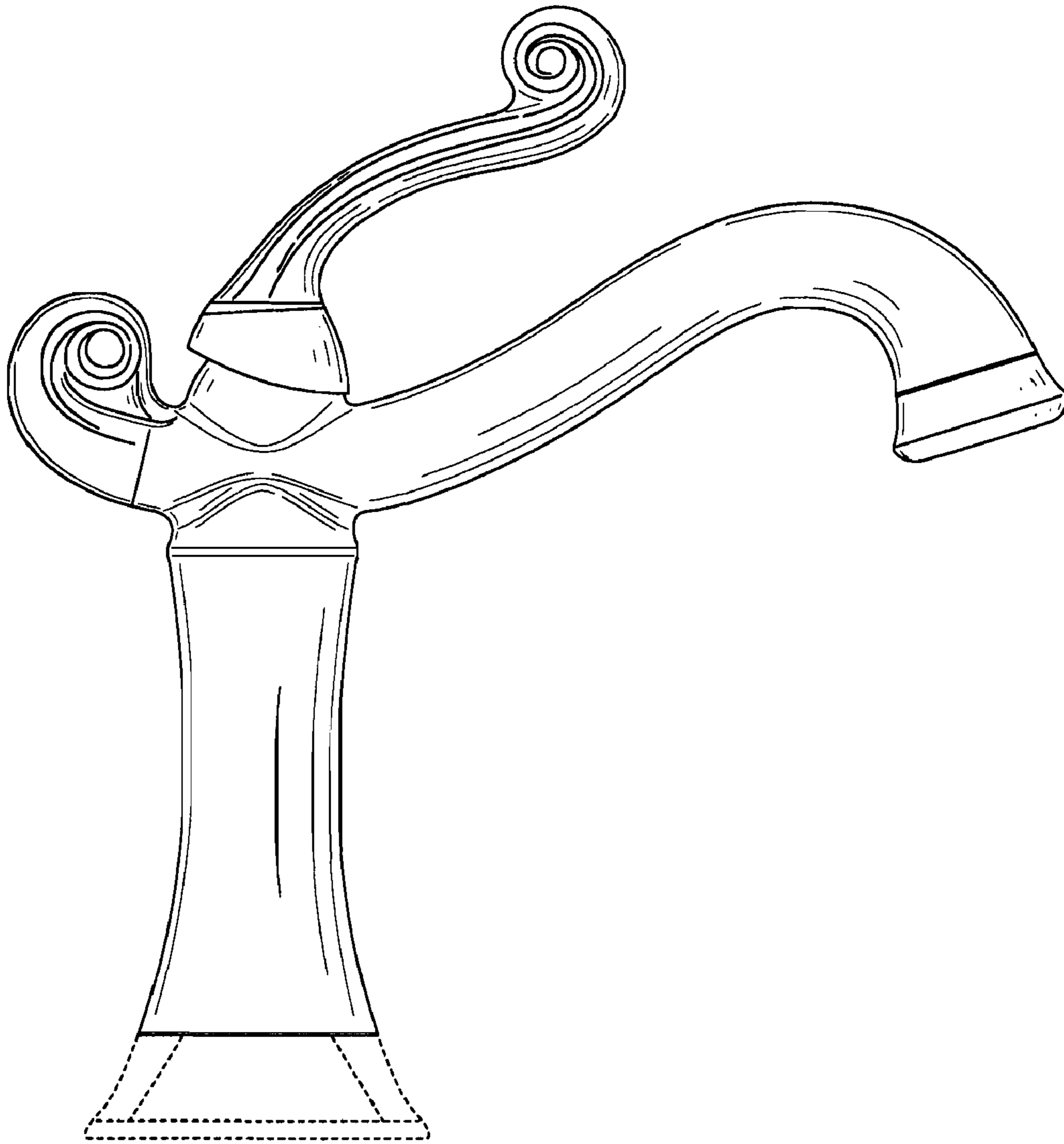


FIG. 3

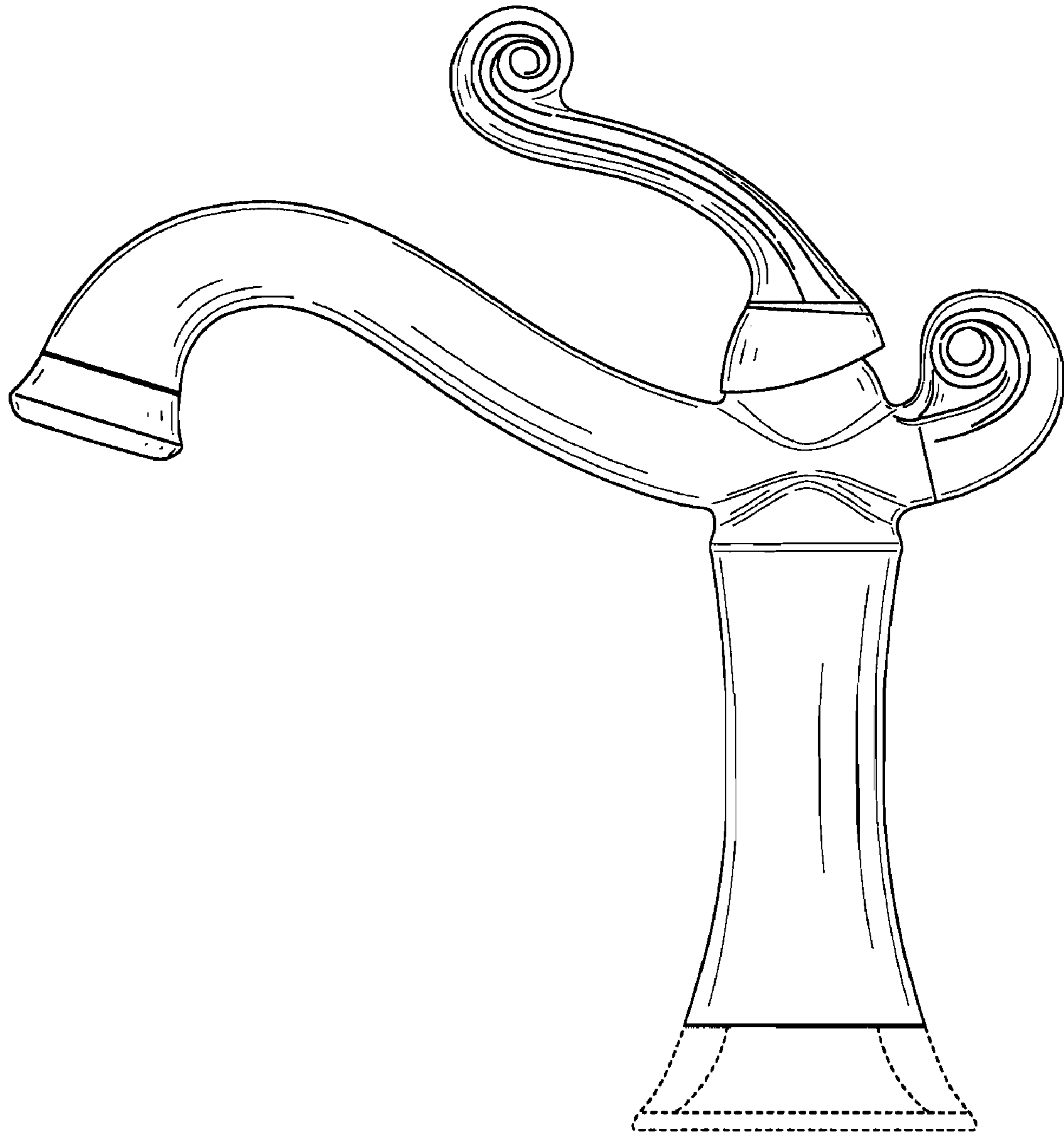


FIG. 4



FIG. 5

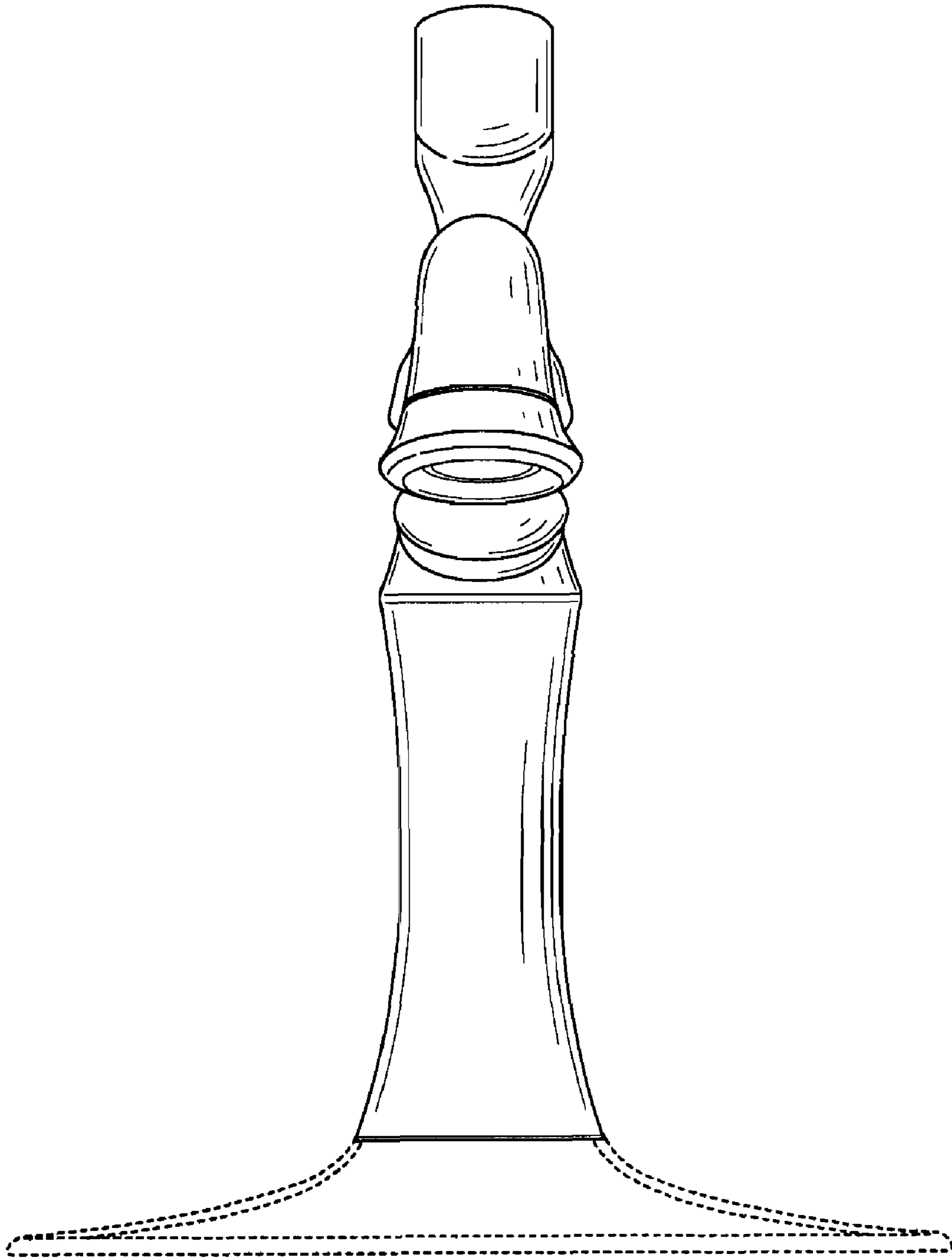


FIG. 6