

US00D569445S

(12) **United States Design Patent**
Weiler

(10) **Patent No.:** **US D569,445 S**

(45) **Date of Patent:** **** May 20, 2008**

(54) **RATTLE**

(76) Inventor: **Matthias Weiler**, Hefnersplatz 10/III,
Nurernberg (DE) 90402

(**) Term: **14 Years**

(21) Appl. No.: **29/278,095**

(22) Filed: **Mar. 19, 2007**

(30) **Foreign Application Priority Data**

Sep. 22, 2006 (EM) 000594429

(51) **LOC (8) Cl.** **21-01**

(52) **U.S. Cl.** **D21/406**

(58) **Field of Classification Search** D21/400,
D21/405, 406, 408, 465, 466; D17/22, 99;
446/418-422, 266, 489; 84/402-420; 984/150,
984/151, 154, 155

See application file for complete search history.

(56) **References Cited**

U.S. PATENT DOCUMENTS

2,130,427 A * 9/1938 Hoover 446/418
D130,942 S * 12/1941 Davis D21/408
2,678,517 A * 5/1954 Gibson 446/421

D254,976 S * 5/1980 Valente D17/22
4,370,912 A * 2/1983 Glynn 84/418
D374,254 S * 10/1996 Wesley D21/405
D405,843 S * 2/1999 Palardis D21/406
D441,034 S * 4/2001 Li D21/406

* cited by examiner

Primary Examiner—Catherine Tuttle

(74) *Attorney, Agent, or Firm*—Merchant & Gould P.C.

(57) **CLAIM**

The ornamental design for a rattle, as shown and described.

DESCRIPTION

FIG. 1 is a perspective view of a rattle in accordance with my invention thereof;

FIG. 2 is a front elevational view thereof, the rear elevational view being a mirror image of the front elevational view;

FIG. 3 is a right side elevational view thereof, the left side elevational view being a mirror image except for the rimmed disk surface as shown in FIG. 1;

FIG. 4 is a top plan view thereof; and,

FIG. 5 is a bottom plan view thereof.

1 Claim, 4 Drawing Sheets

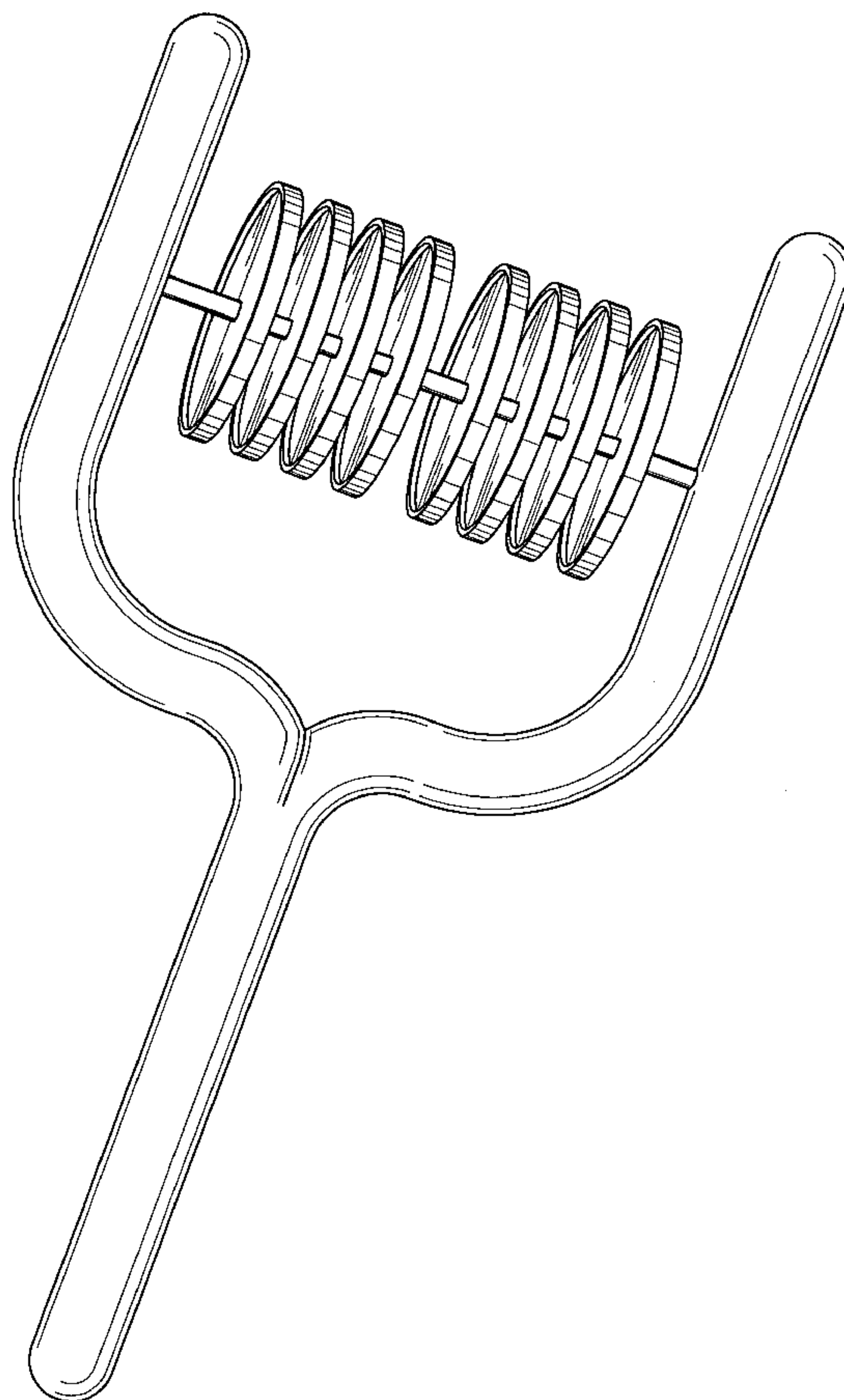


FIG. 1

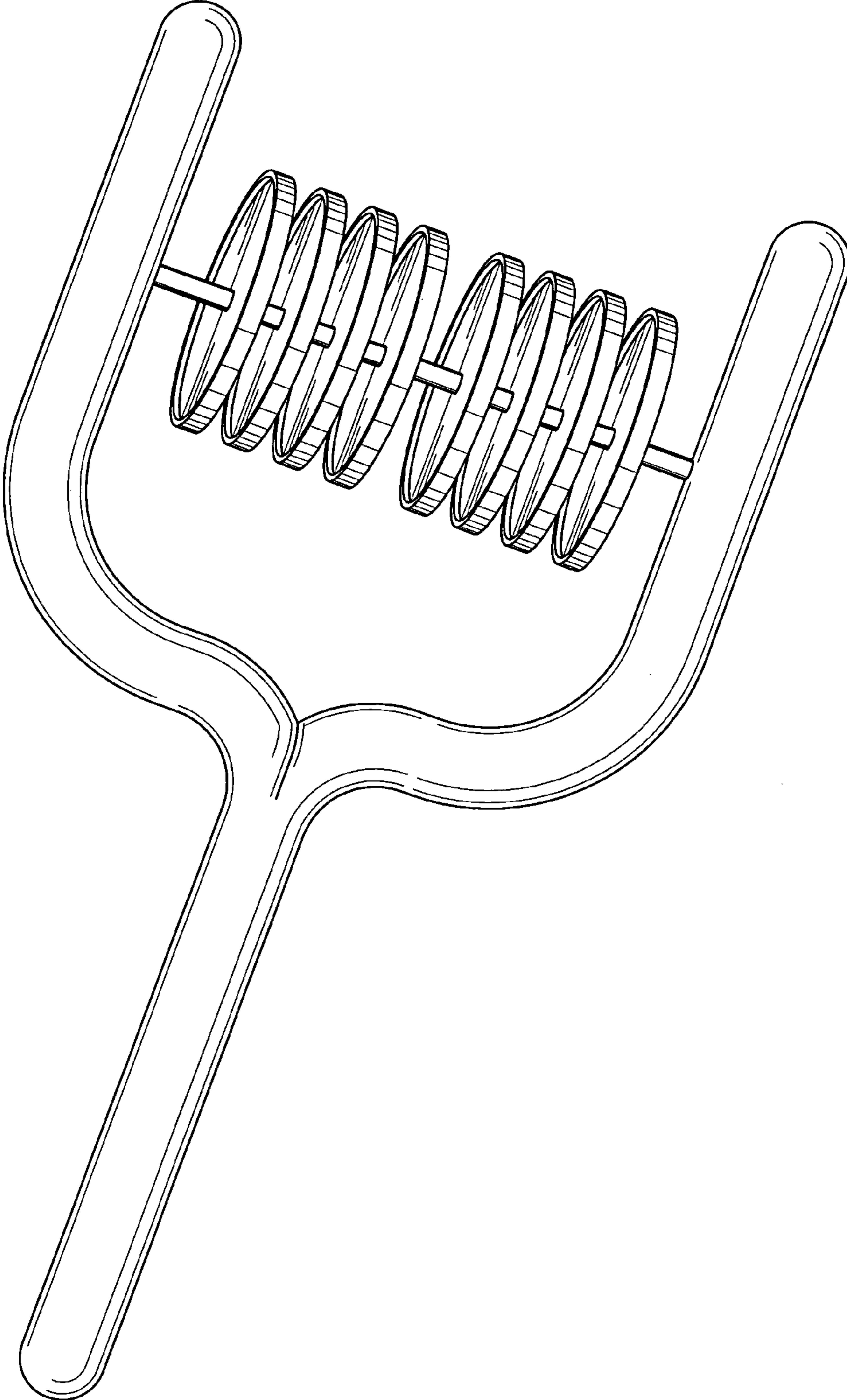


FIG. 2

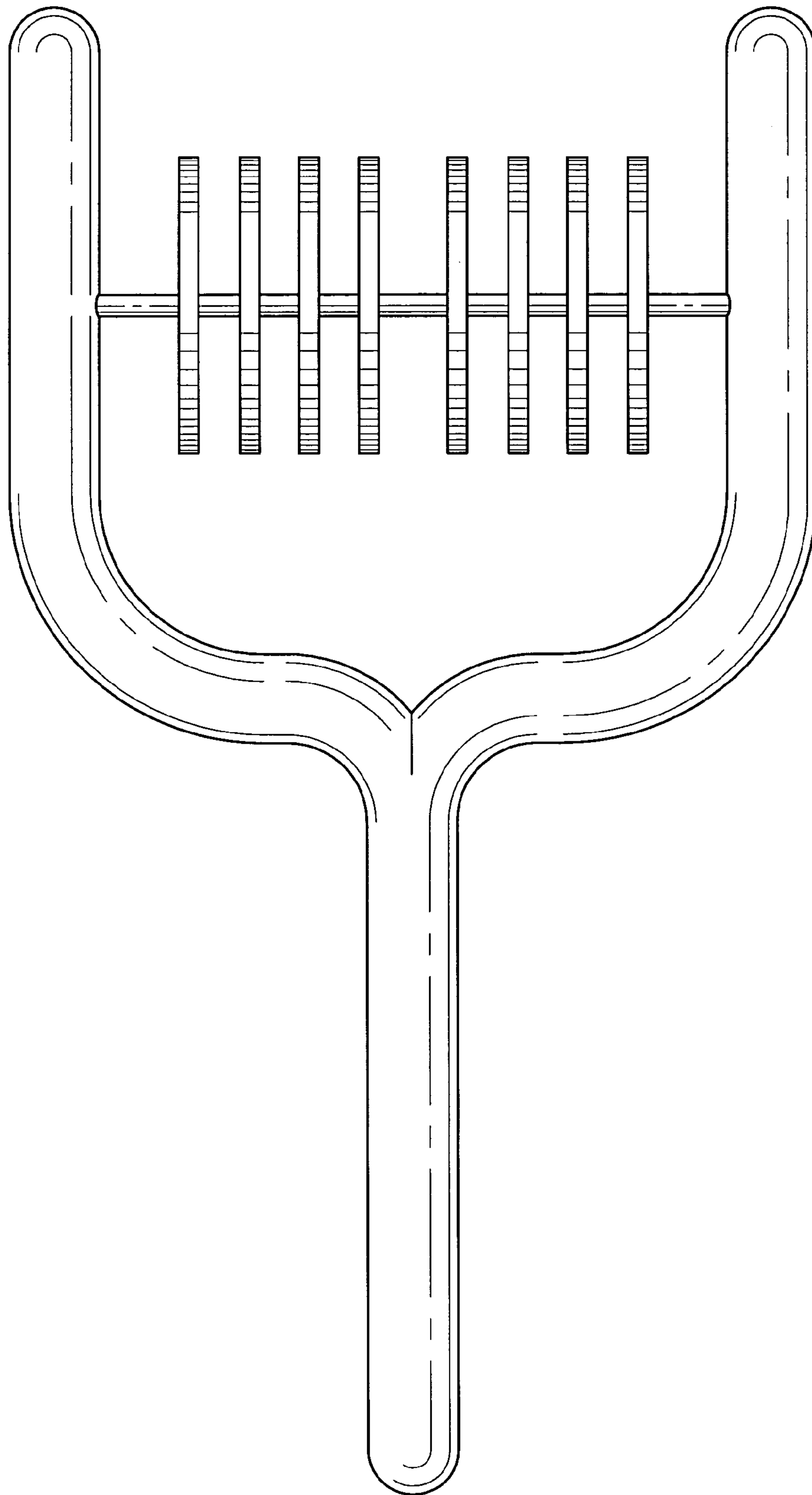


FIG. 3

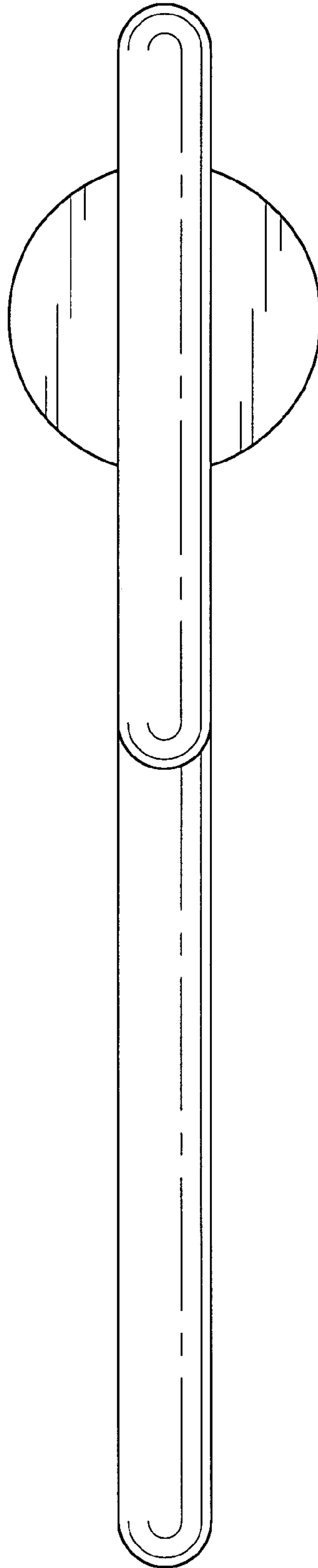


FIG. 4

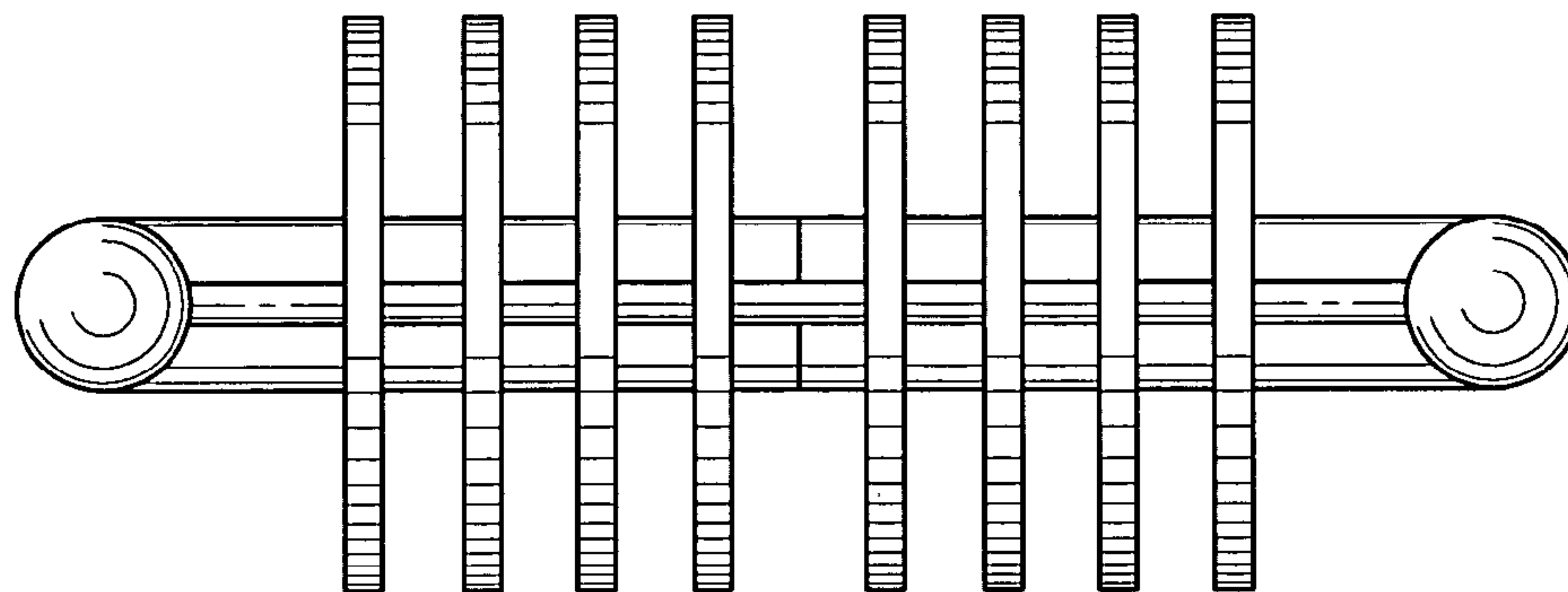


FIG. 5

