



US00D569436S

(12) **United States Design Patent**
Shibata

(10) **Patent No.:** **US D569,436 S**

(45) **Date of Patent:** **** May 20, 2008**

(54) **CAP FOR A WRITING INSTRUMENT**

(75) Inventor: **Tomoaki Shibata**, Tokyo (JP)

(73) Assignee: **Pentel Kabushiki Kaisha** (JP)

(**) Term: **14 Years**

(21) Appl. No.: **29/265,295**

(22) Filed: **Aug. 29, 2006**

(51) **LOC (8) Cl.** **19-06**

(52) **U.S. Cl.** **D19/57**

(58) **Field of Classification Search** D19/35,
D19/36, 41-51, 53-57; 24/11 R, 11 F, 11 P;
401/52, 99, 100, 104-107, 192, 195, 196
See application file for complete search history.

(56) **References Cited**

U.S. PATENT DOCUMENTS

D209,550 S	*	12/1967	Arnone	D19/54
D312,096 S	*	11/1990	Vitrac	D19/51
D395,674 S	*	6/1998	Boix Gacia	D19/51
D452,526 S	*	12/2001	Nishida	D19/43
D458,966 S	*	6/2002	Oka	D19/57
D487,776 S	*	3/2004	Keda	D19/57
D490,465 S	*	5/2004	Qiu	D19/50
D494,218 S	*	8/2004	Anand	D19/51

D495,745 S	*	9/2004	Keda	D19/57
D508,950 S	*	8/2005	Kiple et al.	D19/50
D510,599 S	*	10/2005	Shibata	D19/57
D534,957 S	*	1/2007	de Baschmakoff	D19/51

* cited by examiner

Primary Examiner—Elizabeth A. Albert

(74) *Attorney, Agent, or Firm*—Adams & Wilks

(57) **CLAIM**

The ornamental design for a cap for a writing instrument, as shown and described.

DESCRIPTION

FIG. 1 is a perspective view of a cap for writing instrument showing my new design;

FIG. 2 is a front view thereof;

FIG. 3 is a bottom view thereof;

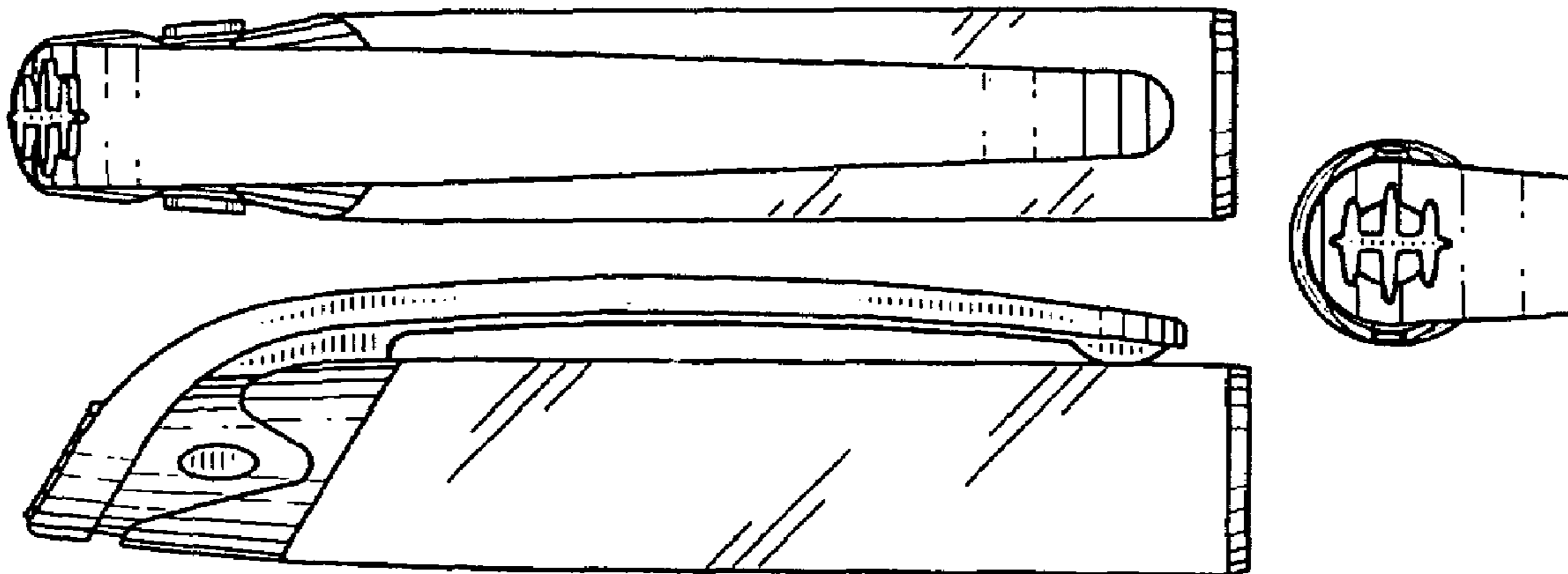
FIG. 4 is a rear view thereof;

FIG. 5 is a left side view thereof; and,

FIG. 6 is a right side view thereof.

The broken line showing of the inside of the cap in FIG. 6 is for the purpose of illustrating interior portions of the cap and forms no part of the claimed design.

1 Claim, 1 Drawing Sheet



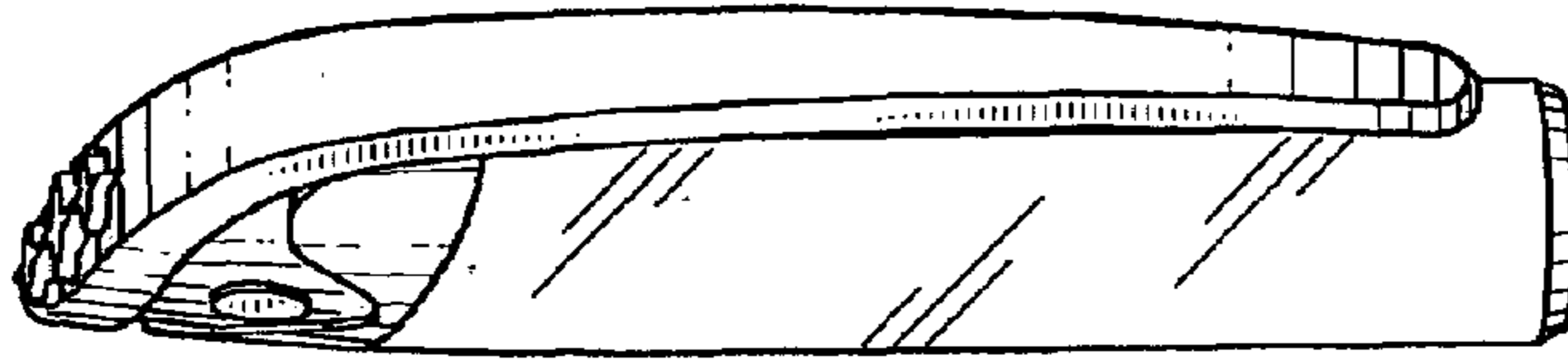


FIG. 1




FIG. 2

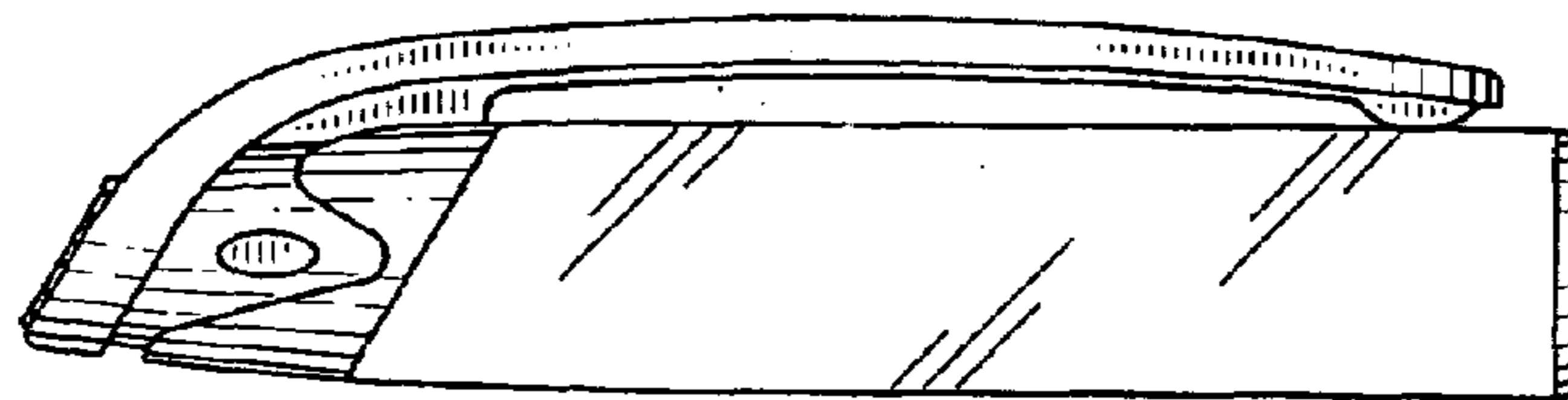


FIG. 3

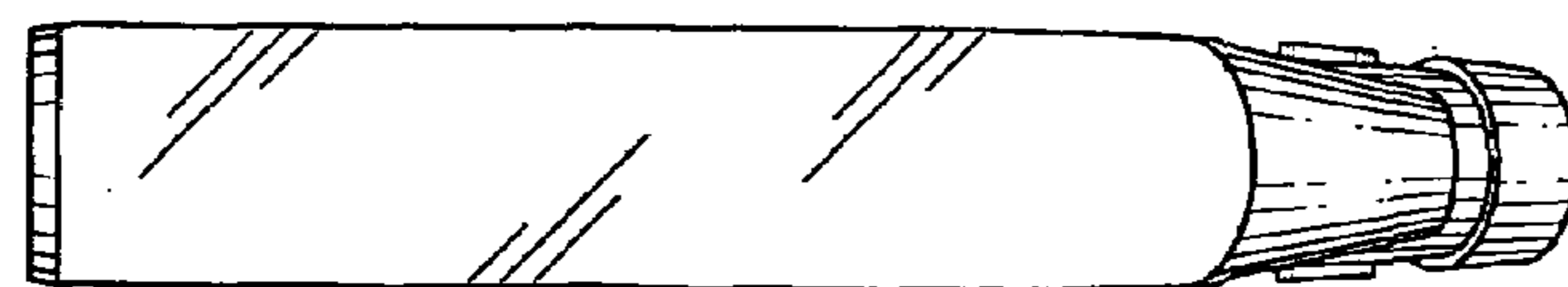


FIG. 4

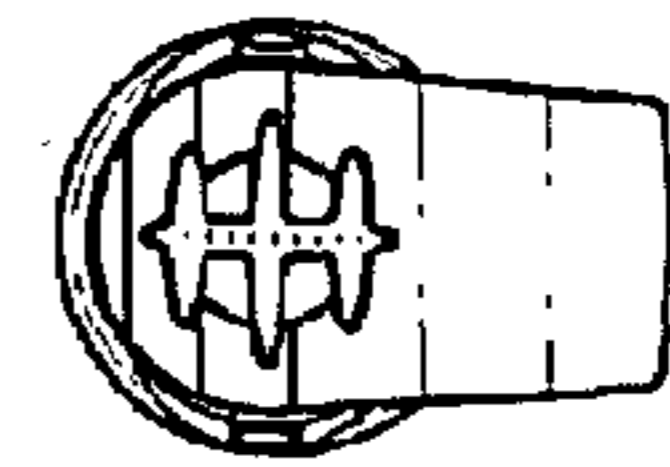


FIG. 5

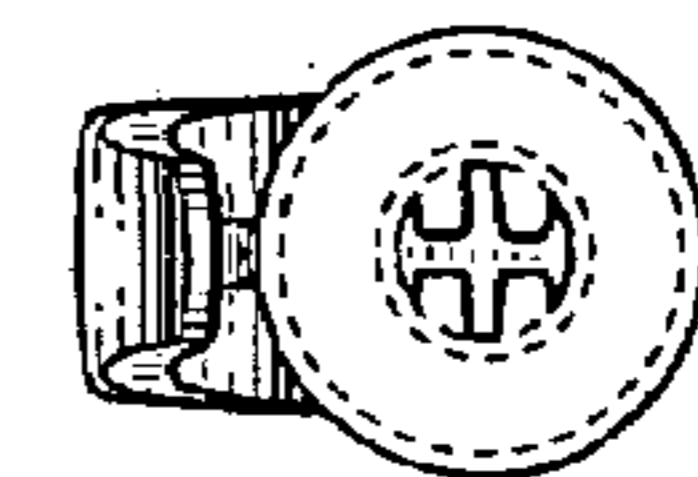


FIG. 6