



US00D569432S

(12) **United States Design Patent** (10) **Patent No.:** **US D569,432 S**
Rolion et al. (45) **Date of Patent:** **** May 20, 2008**

(54) **WRITING INSTRUMENT**

(75) Inventors: **Franck Rolion**, Belloy-En-France (FR);
Juliette Bonnamour, Clichy (FR)

(73) Assignee: **Societe BIC**, Clichy (FR)

(**) Term: **14 Years**

(21) Appl. No.: **29/249,987**

(22) Filed: **Oct. 30, 2006**

(30) **Foreign Application Priority Data**

May 2, 2006 (EM) 000521422-0001

(51) **LOC (8) Cl.** **19-06**

(52) **U.S. Cl.** **D19/51**

(58) **Field of Classification Search** D19/35,
D19/36, 41-51, 53-57; 24/11 R, 11 F, 11 P;
401/52, 99, 100, 104, 105, 106, 107, 108,
401/109, 192, 195, 196

See application file for complete search history.

(56) **References Cited**

U.S. PATENT DOCUMENTS

252,034 A * 1/1882 Hearson 401/235
D321,720 S * 11/1991 Sakurada D19/51
D377,193 S * 1/1997 Takemura D19/36

D397,150 S * 8/1998 Izushima D19/51
6,702,500 B1 * 3/2004 Haffner et al. 401/258
D504,153 S * 4/2005 Yang D19/43
D546,385 S * 7/2007 Bhavnani D19/41

FOREIGN PATENT DOCUMENTS

CH DM/067506 * 2/2006

* cited by examiner

Primary Examiner—Elizabeth A. Albert

(74) *Attorney, Agent, or Firm*—The H. T. Than Law Group

(57) **CLAIM**

The ornamental design for a writing instrument, as shown and described.

DESCRIPTION

FIG. 1 is a front right perspective view of a writing instrument according to the present invention;

FIG. 2 is a front elevational view thereof;

FIG. 3 is a back elevational view thereof;

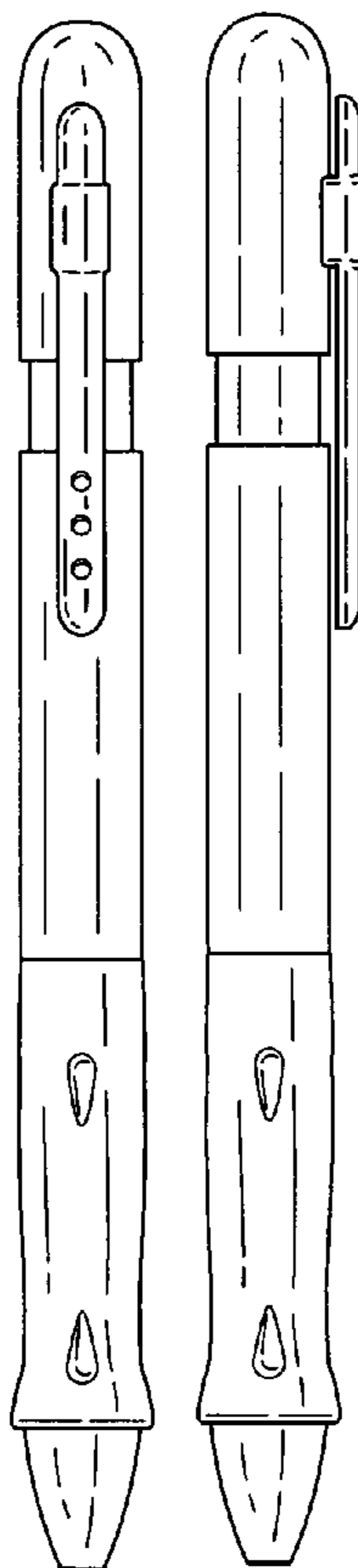
FIG. 4 is a right side elevational view thereof;

FIG. 5 is a left side elevational view thereof;

FIG. 6 is an enlarged top plan view thereof; and,

FIG. 7 is an enlarged bottom plan view thereof.

1 Claim, 7 Drawing Sheets



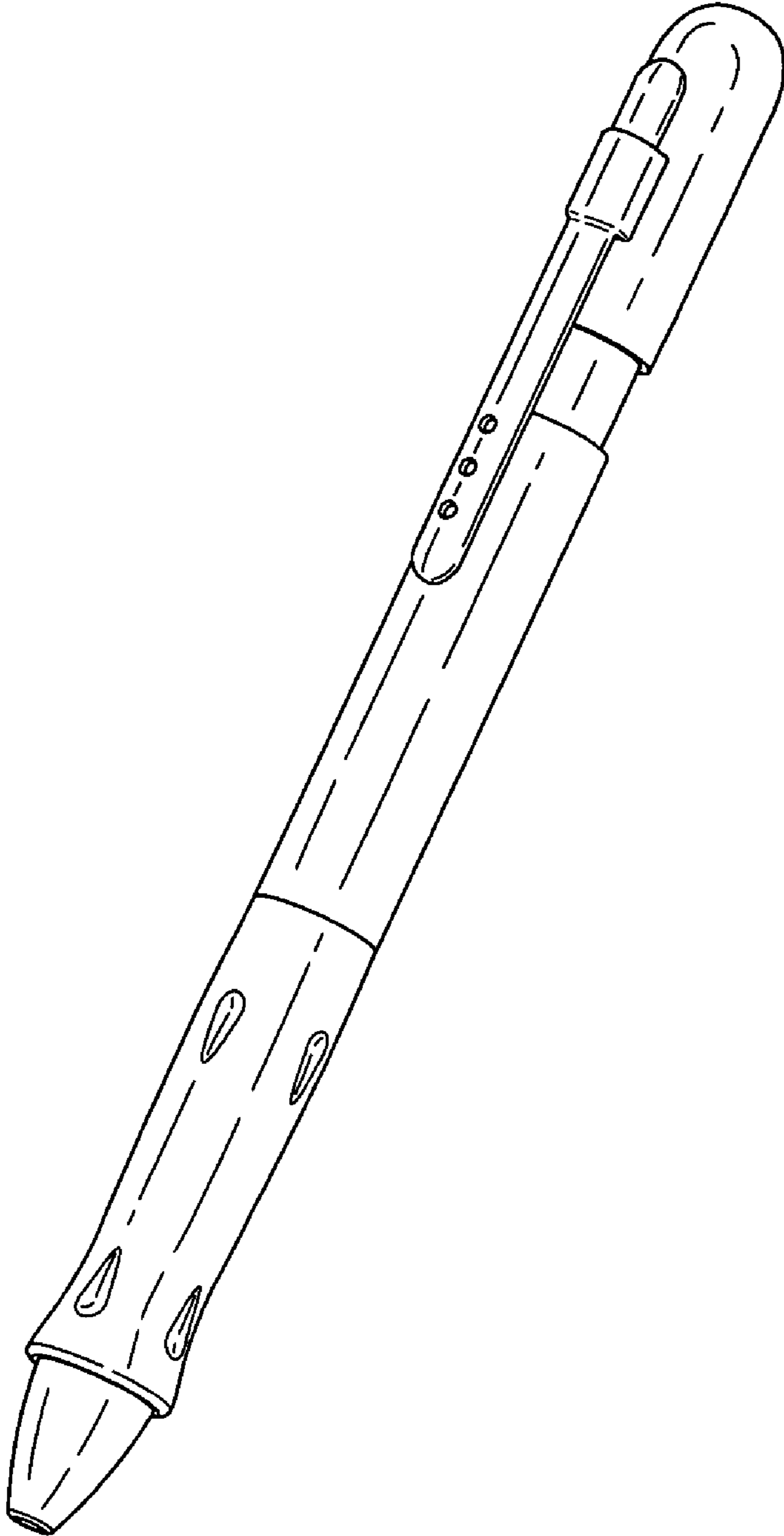


FIG. 1

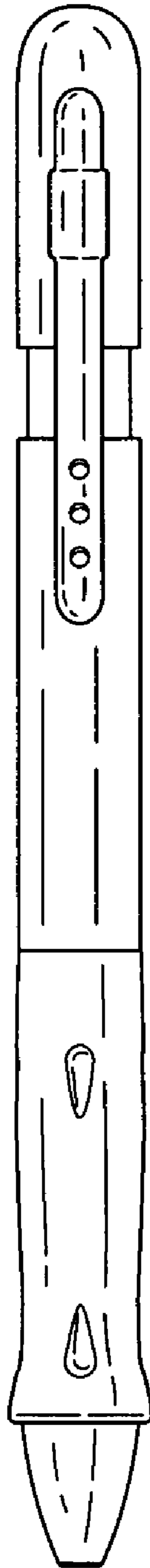


FIG. 2

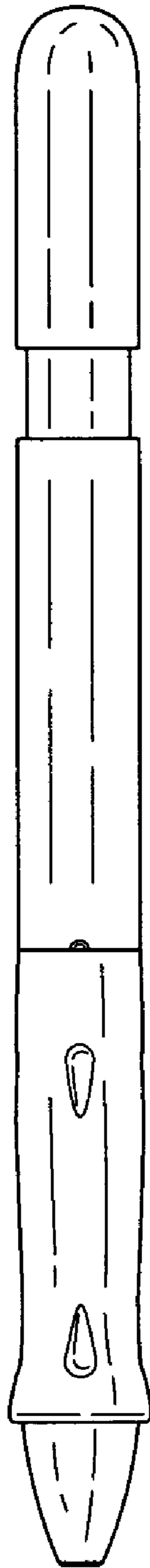


FIG. 3

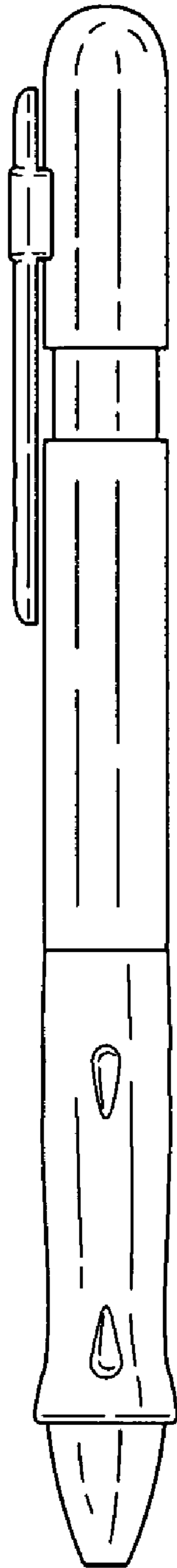


FIG. 4

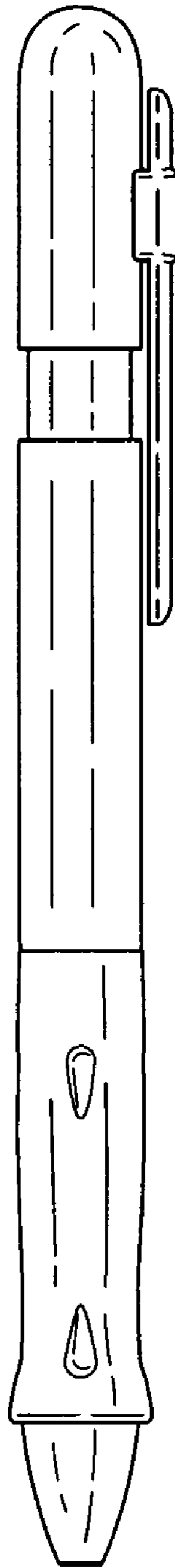


FIG. 5

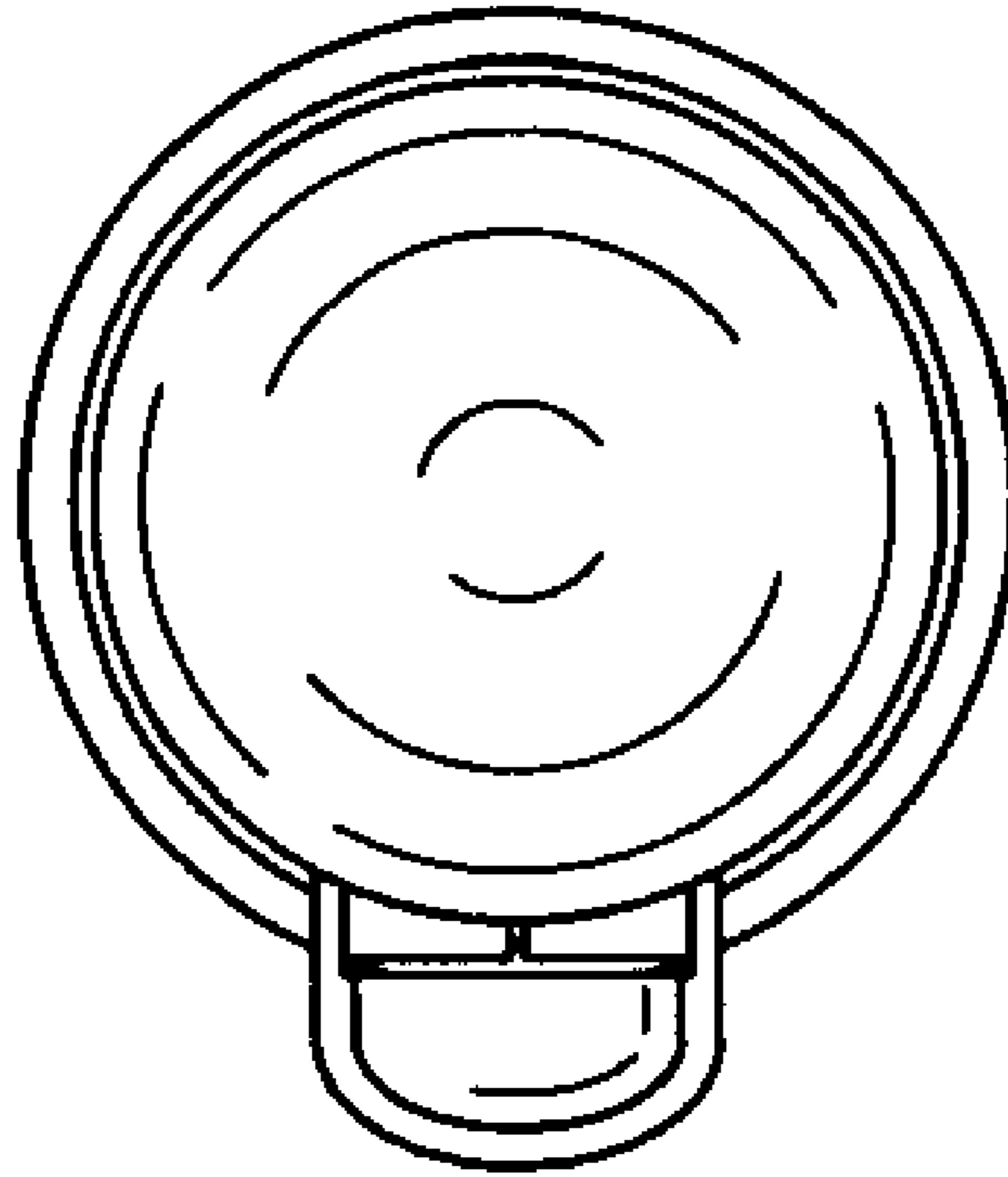


FIG. 6

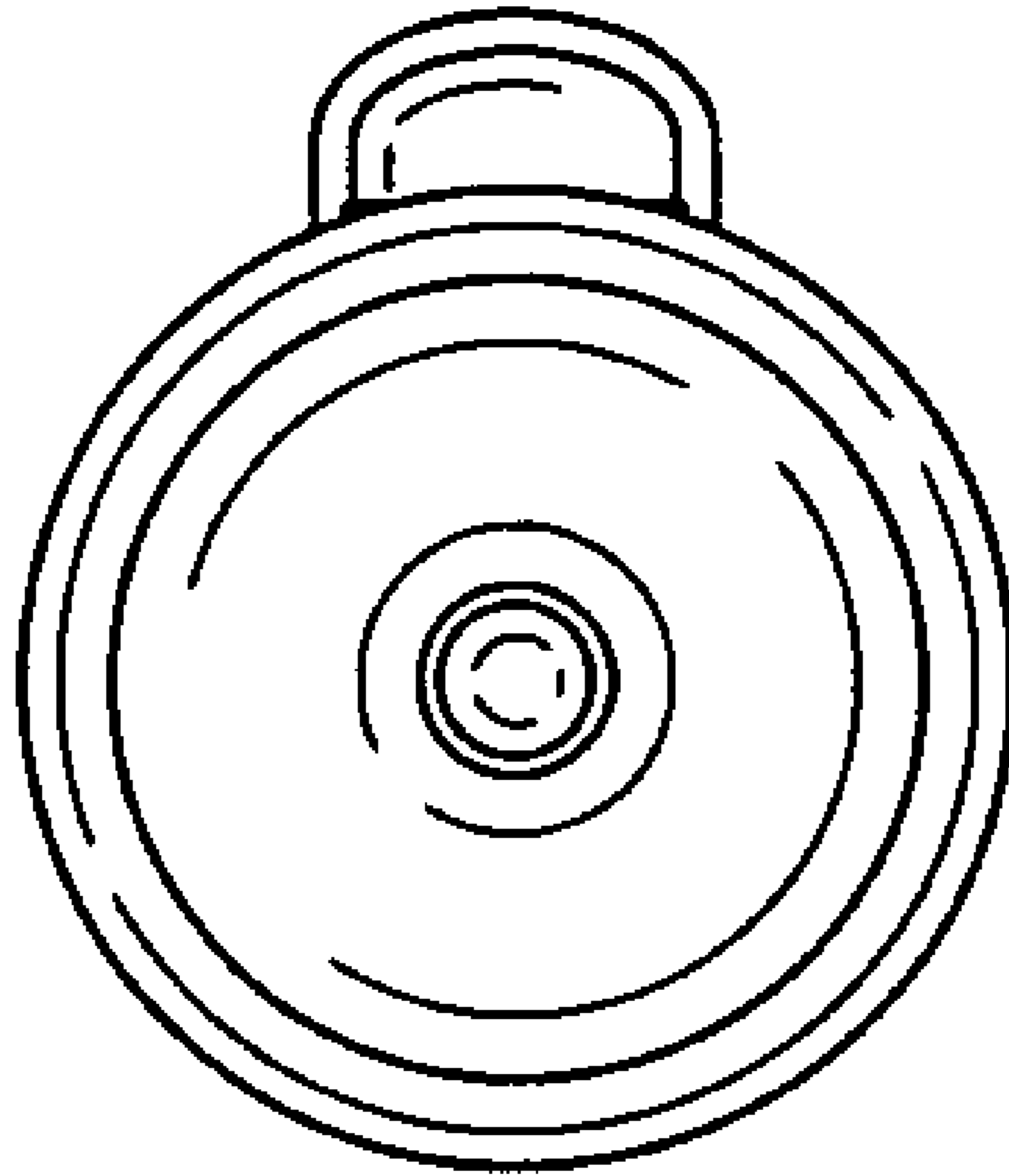


FIG. 7