

US00D569431S

(12) **United States Design Patent**
Qiu et al.

(10) **Patent No.:** **US D569,431 S**

(45) **Date of Patent:** **** May 20, 2008**

(54) **PEN**
(75) Inventors: **Zhiming Qiu**, Zhejiang (CN); **Junlin Tan**, Zhejiang (CN)
(73) Assignee: **Beifa Group Co., Ltd.**, Ningbo (CN)
(**) Term: **14 Years**
(21) Appl. No.: **29/249,776**
(22) Filed: **Oct. 20, 2006**

D452,271 S * 12/2001 Owen et al. D19/43
D452,526 S 12/2001 Nishida
D457,185 S * 5/2002 Ham D19/36
D461,501 S 8/2002 Nishida
D466,934 S 12/2002 Schung
D471,588 S * 3/2003 Hu D19/43
D483,067 S 12/2003 Takanashi
D484,538 S 12/2003 Daida
D489,088 S 4/2004 Arita
D491,604 S * 6/2004 Yeh D19/36

(30) **Foreign Application Priority Data**
Apr. 22, 2006 (CN) 2006 3 0024450
(51) **LOC (8) Cl.** **19-06**
(52) **U.S. Cl.** **D19/51**
(58) **Field of Classification Search** D19/35,
D19/36, 41, 42, 43, 44, 45, 46, 47, 48, 49,
D19/50, 51, 53, 54, 55, 56, 57; 24/11 R,
24/11 F, 11 P; 401/6, 52, 99, 100, 104, 105,
401/106, 107, 108, 109, 192, 195, 196, 243,
401/244, 245, 246, 247
See application file for complete search history.

(56) **References Cited**
U.S. PATENT DOCUMENTS
D84,812 S * 8/1931 di Ionno D19/47
D91,976 S * 4/1934 Deli D8/104
D166,254 S * 3/1952 Gazda D19/42
D339,606 S * 9/1993 Podobrin D19/43
D340,476 S * 10/1993 Hiromori D19/51
D350,771 S * 9/1994 Kettmeir D19/51
D358,844 S 5/1995 Ito
D359,757 S 6/1995 Inami
D361,783 S * 8/1995 Wei D19/48
D366,498 S * 1/1996 Abe et al. D19/51
D404,069 S * 1/1999 Hasegawa D19/36
D404,426 S 1/1999 Takanashi
D407,436 S 3/1999 Chevalier
D420,046 S * 2/2000 Meyer et al. D19/47
D426,573 S 6/2000 Sekine
D443,896 S 6/2001 Briggl
D446,813 S 8/2001 Yoon

(Continued)

OTHER PUBLICATIONS

Qui, Z., et al., U.S. Appl. No. 29/249,785, filed Oct. 20, 2006.
Primary Examiner—Elizabeth A. Albert
Assistant Examiner—Karen E Eldridge Powers
(74) *Attorney, Agent, or Firm*—Christensen O'Connor Johnson Kindness PLLC

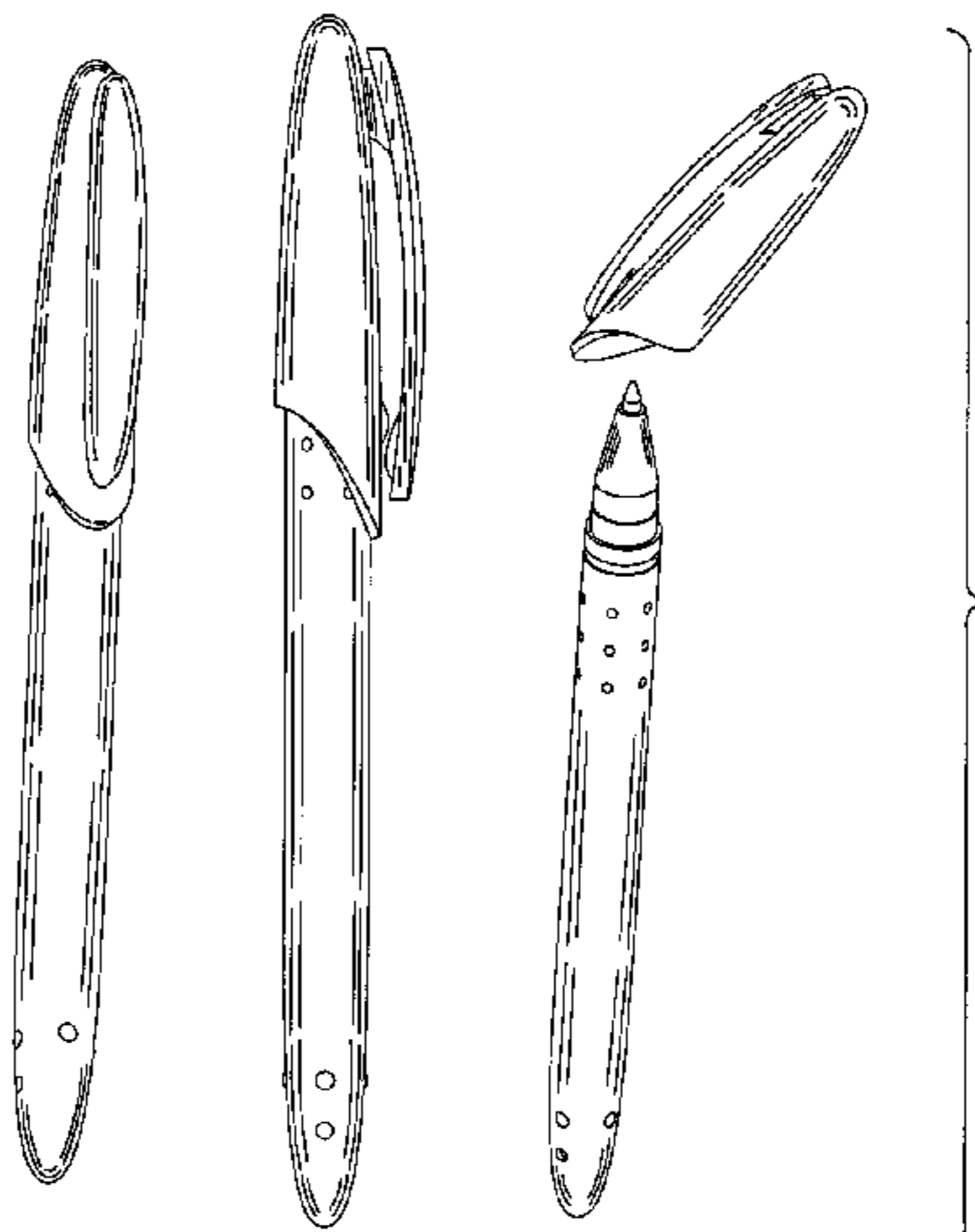
(57) **CLAIM**

The ornamental design for a pen, as shown and described.

DESCRIPTION

FIG. 1 is a front left perspective view of a pen showing our new design;
FIG. 2 is a rear right perspective view of the pen shown in FIG. 1 with the pen cap removed and placed on the opposite end of the pen;
FIG. 3 is a left side elevation view of the pen shown in FIG. 1;
FIG. 4 is a top plan view thereof;
FIG. 5 is a front elevation view thereof;
FIG. 6 is a right side elevation view thereof;
FIG. 7 is a bottom plan view thereof;
FIG. 8 is a rear elevation view thereof; and,
FIG. 9 is an exploded perspective view thereof.

1 Claim, 4 Drawing Sheets



US D569,431 S

Page 2

U.S. PATENT DOCUMENTS

D496,961 S	10/2004	Daida		D526,022 S	8/2006	Qiu	
D497,950 S	11/2004	Takanashi		D535,694 S *	1/2007	Chen	D19/51
D497,952 S *	11/2004	Bain	D19/56	D541,859 S *	5/2007	Stollery et al.	D19/48
D502,737 S *	3/2005	Bodino	D19/43	D546,884 S *	7/2007	Ternovits	D19/51
D504,153 S *	4/2005	Yang	D19/43	D549,776 S *	8/2007	Avenatti	D19/49
D507,017 S *	7/2005	Cogoli et al.	D19/43	D550,771 S *	9/2007	Qiu	D19/46
D508,083 S	8/2005	Cetera		D552,674 S *	10/2007	Qiu et al.	D19/48
D509,536 S *	9/2005	Nishida	D19/43	D552,675 S *	10/2007	Zhang	D19/48

* cited by examiner

Fig.1.

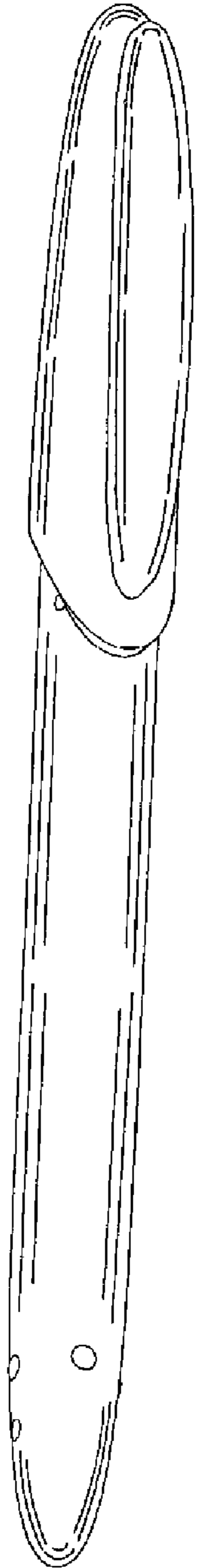


Fig.2.

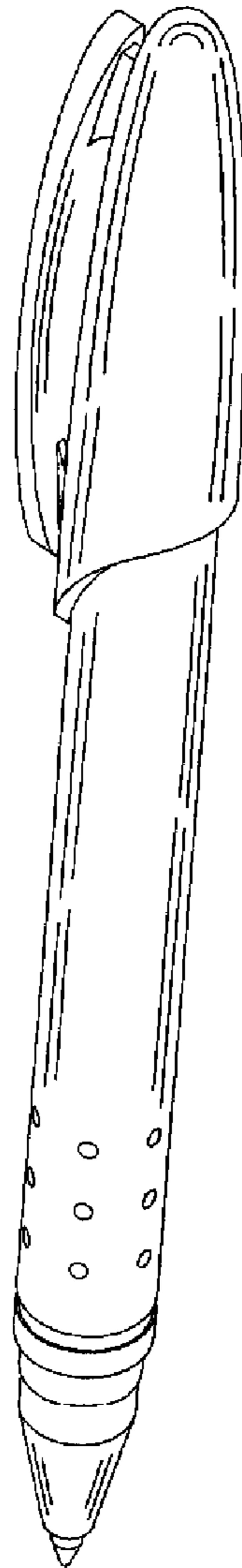


Fig. 3.

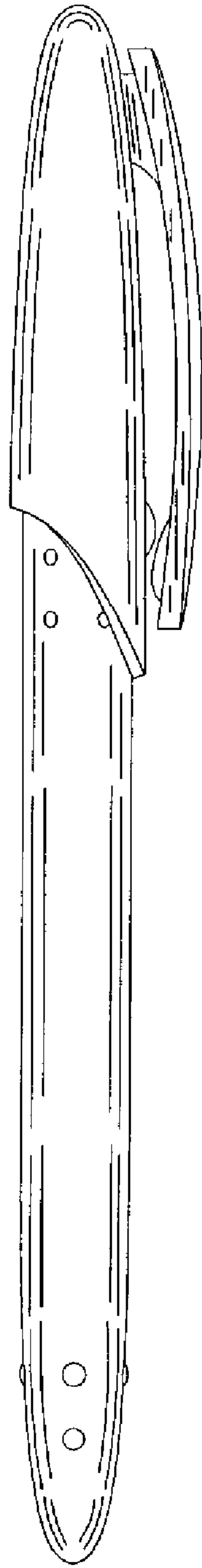


Fig. 4.

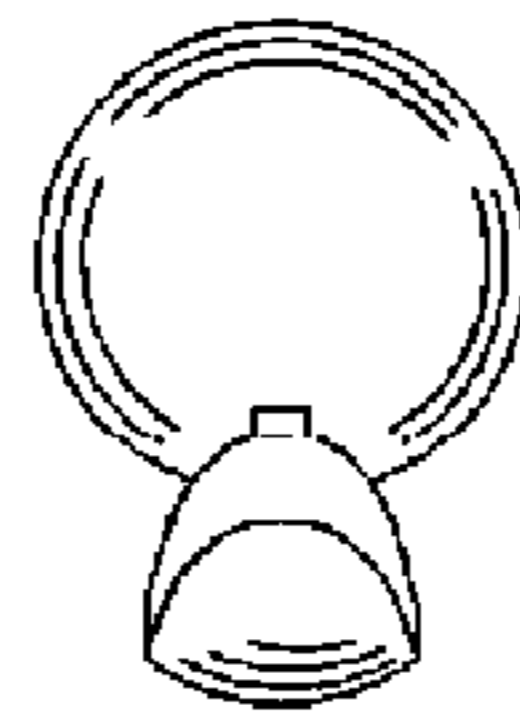
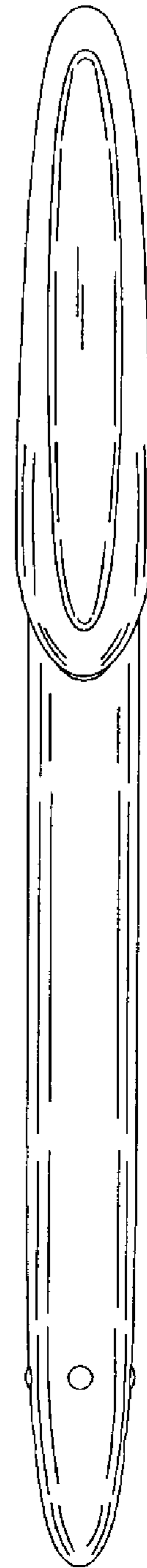


Fig. 5.



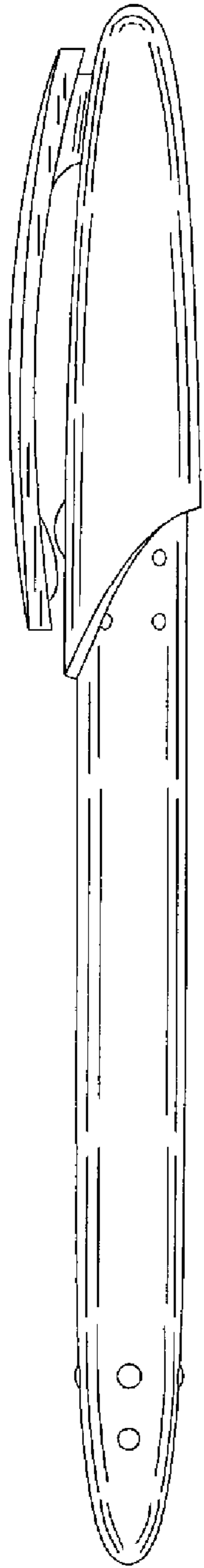


Fig. 6.

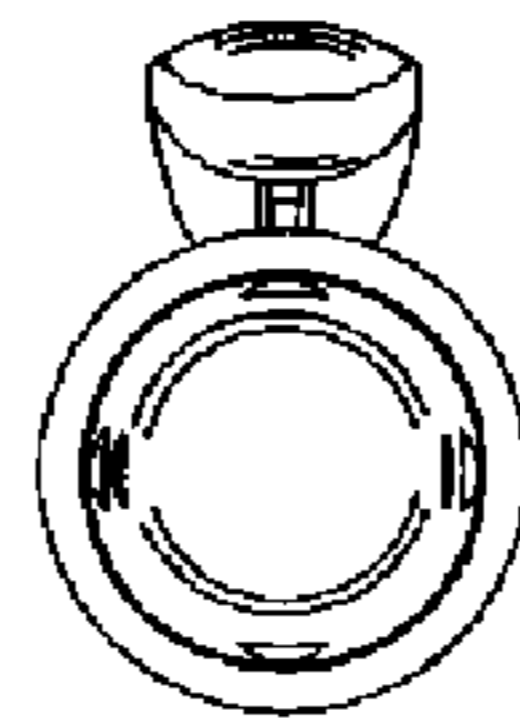


Fig. 7.

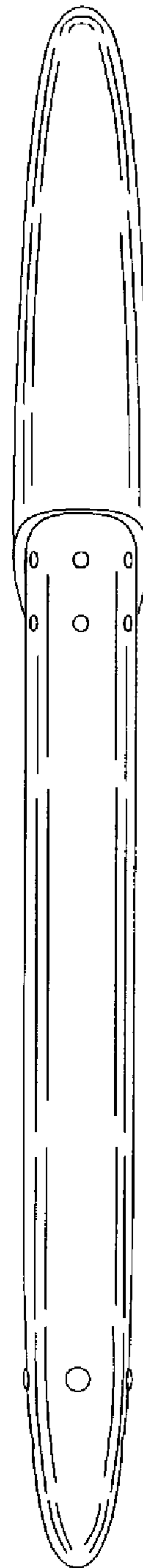
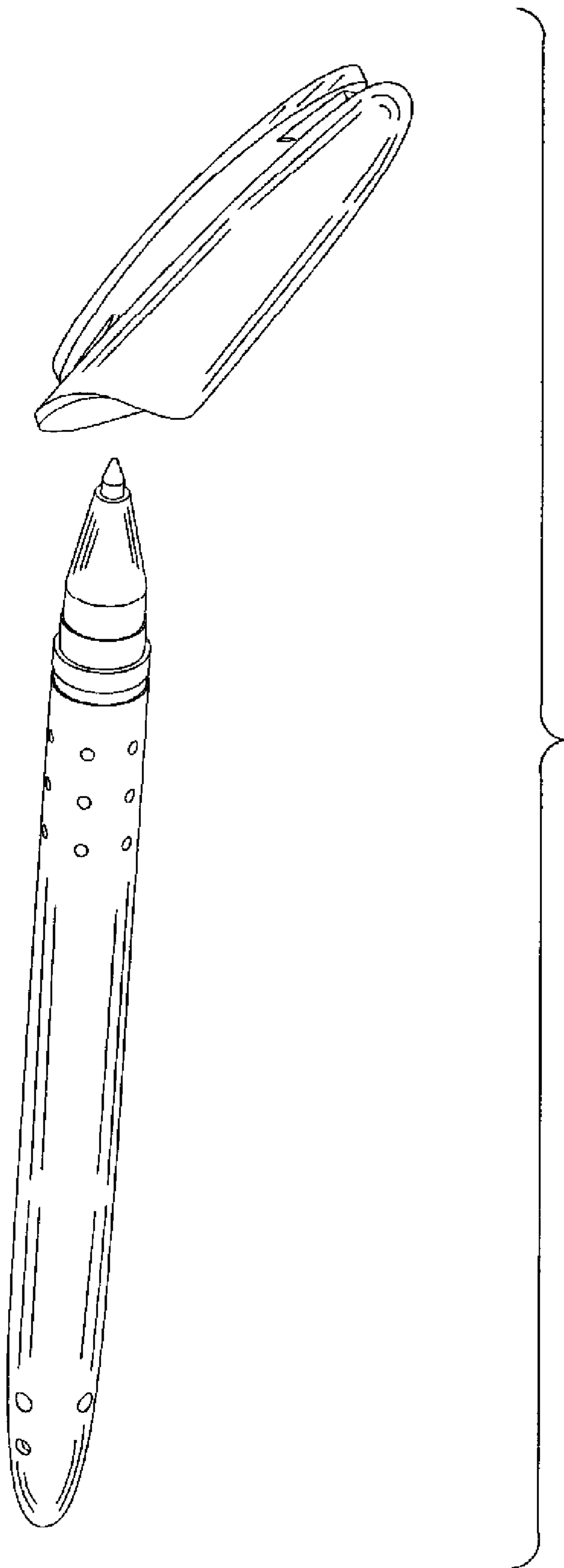


Fig. 8.

Fig. 9.



UNITED STATES PATENT AND TRADEMARK OFFICE
CERTIFICATE OF CORRECTION

PATENT NO. : Des. 569,431 S
APPLICATION NO. : 29/249776
DATED : May 20, 2008
INVENTOR(S) : Z. Qiu et al.

Page 1 of 1

It is certified that error appears in the above-identified patent and that said Letters Patent is hereby corrected as shown below:

<u>COLUMN</u>	<u>LINE</u>	<u>ERROR</u>
Title Page; (30) Pg. 1, col. 1	Foreign Appln. Priority Data	“2006 3 0024450” should read --2006 3 0024450.0--

Signed and Sealed this

Thirtieth Day of September, 2008



JON W. DUDAS

Director of the United States Patent and Trademark Office