

US00D569423S

(12) **United States Design Patent**
Lasch et al.

(10) **Patent No.:** **US D569,423 S**
(45) **Date of Patent:** **** May 20, 2008**

(54) **TRANSPARENT CARD WITH OPAQUE PORTION**

(75) Inventors: **Ellen Lasch**, New York, NY (US); **Lisa Ann Morrill Webb**, Barcombe (GB)

(73) Assignee: **American Express Travel Related Services Company, Inc.**, New York, NY (US)

(**) Term: **14 Years**

(21) Appl. No.: **29/202,952**

(22) Filed: **Apr. 7, 2004**

(51) **LOC (8) Cl.** **19-08**

(52) **U.S. Cl.** **D19/9; D19/10**

(58) **Field of Classification Search** D19/1-12, D19/65, 99, 100; D20/22, 26, 27, 42; D14/436-437; D11/79; D10/109; 235/380-382, 441-443, 235/449, 487-494; 283/72-78, 107-114, 283/904; 379/355, 354, 357, 413; 40/625, 40/626; 257/679; D3/247

See application file for complete search history.

(56) **References Cited**

U.S. PATENT DOCUMENTS

D104,201 S * 4/1937 Spencer D20/40
5,473,147 A * 12/1995 Hoshino et al. 235/449
D368,903 S * 4/1996 Ohmori et al. D14/437
D406,861 S * 3/1999 Leedy, Jr. D19/10
D438,563 S * 3/2001 Webb et al. D19/10

D442,628 S * 5/2001 Webb et al. D19/10
D453,517 S * 2/2002 Pentz D14/436
D469,777 S * 2/2003 Burke D14/436
D486,733 S * 2/2004 Murning et al. D9/432
6,749,123 B2 * 6/2004 Lasch et al. 235/487
D517,073 S * 3/2006 McDonald et al. D14/436
D536,038 S * 1/2007 Freundberg et al. D20/27
2005/0092832 A1 * 5/2005 Gough et al. 235/382

* cited by examiner

Primary Examiner—Robert M. Spear

Assistant Examiner—Susan E Krakower

(74) *Attorney, Agent, or Firm*—Snell & Wilmer L.L.P.

(57) **CLAIM**

The ornamental design for a transparent card with opaque portion, as shown and described.

DESCRIPTION

FIG. 1 is a front view of a first embodiment of a transparent card with opaque portion showing the design;

FIG. 2 is a rear view thereof;

FIG. 3 is a front view of a second embodiment of a transparent card with opaque portion showing the design; and,

FIG. 4 is a rear view thereof.

The broken lines in the drawings illustrate environmental structure on the article and form no part of the claimed design.

1 Claim, 2 Drawing Sheets

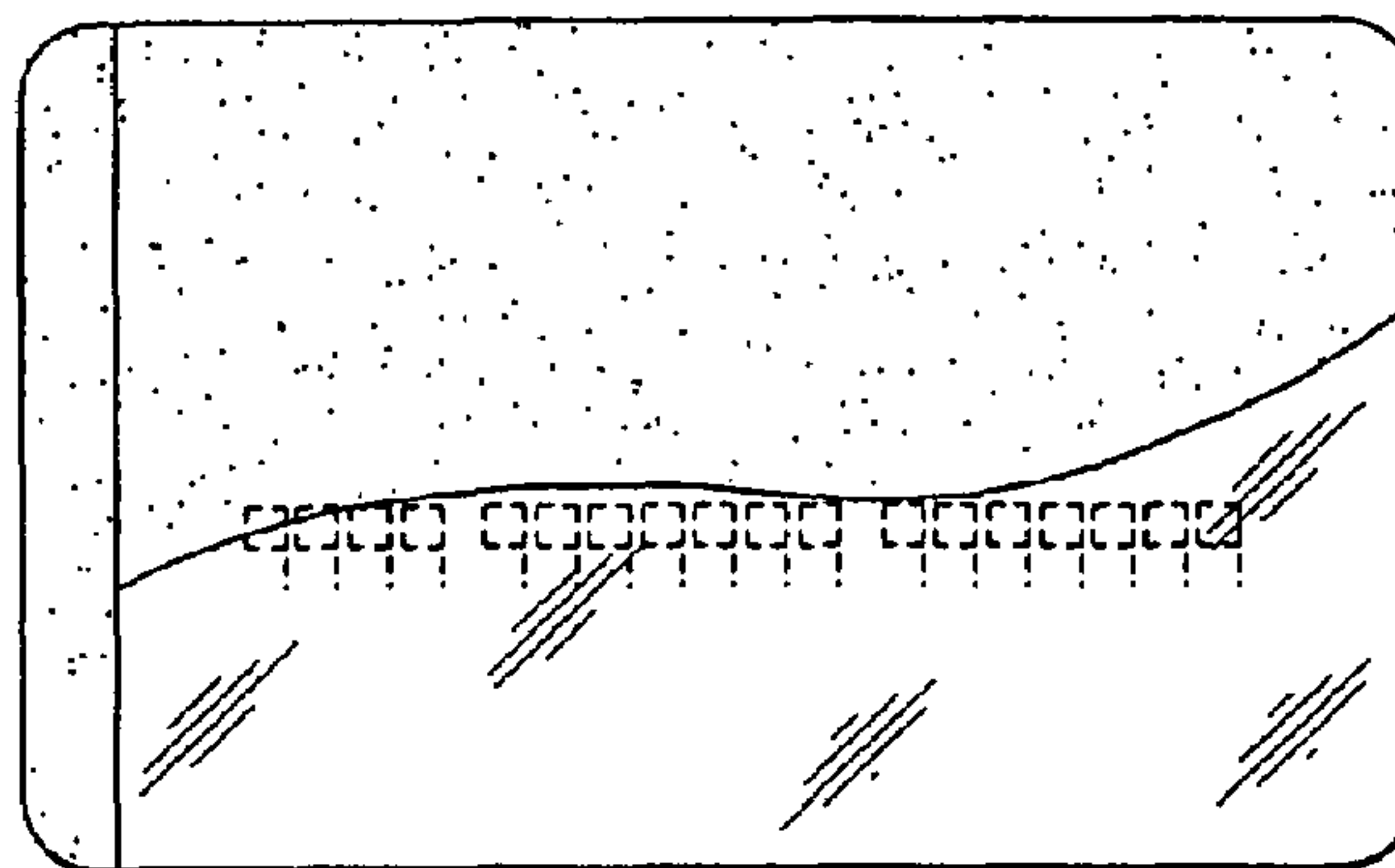
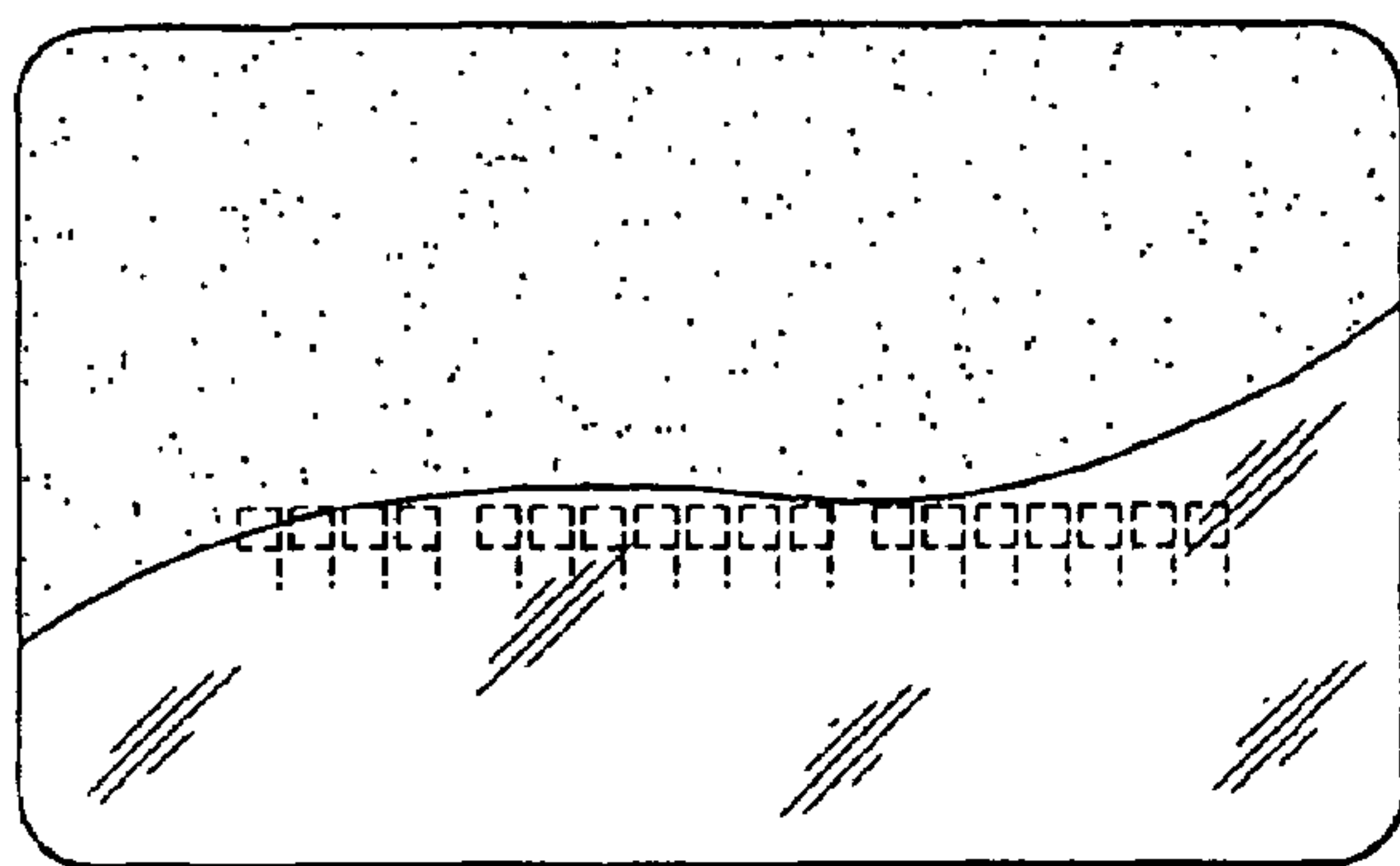


FIG. 1

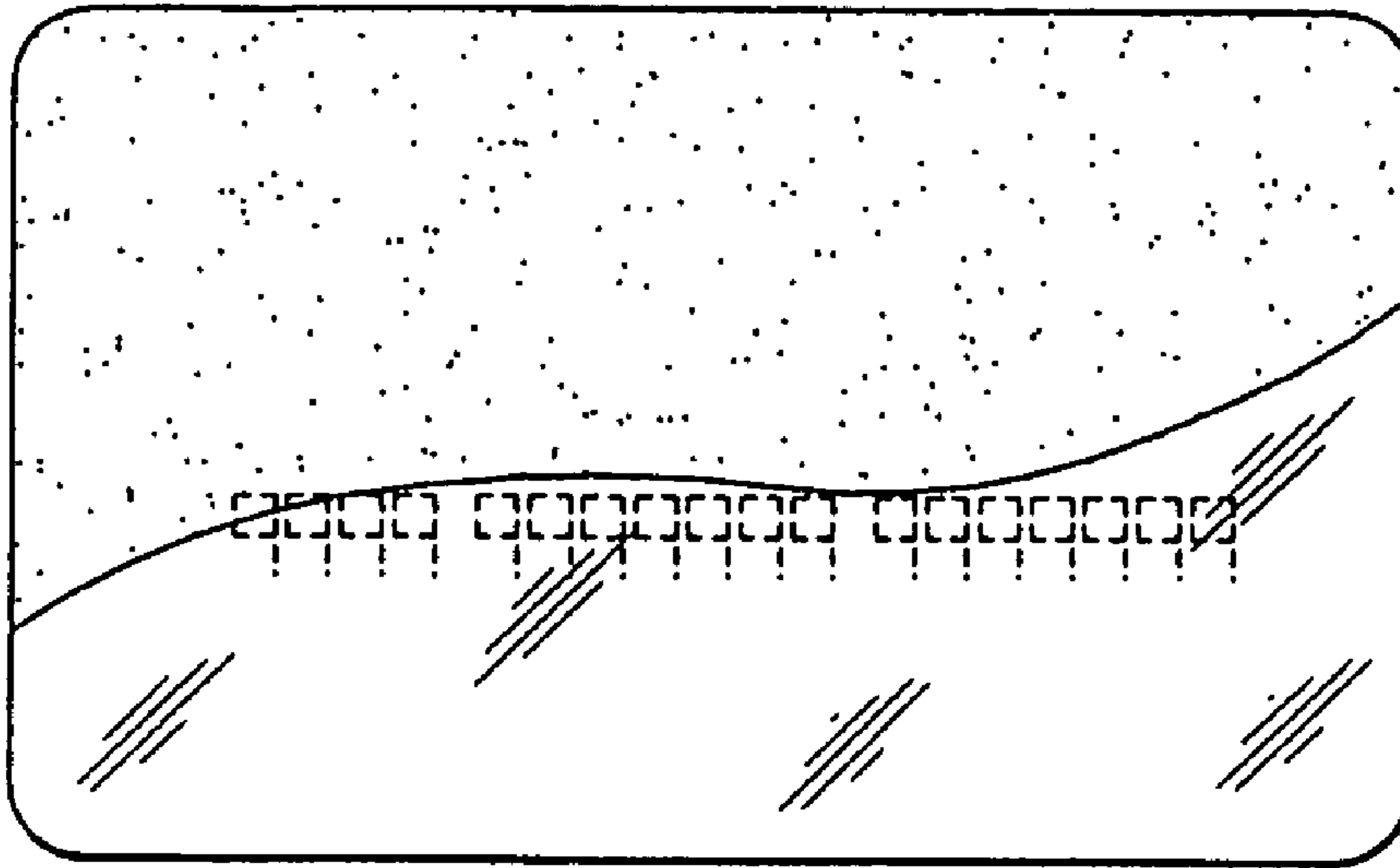


FIG. 2

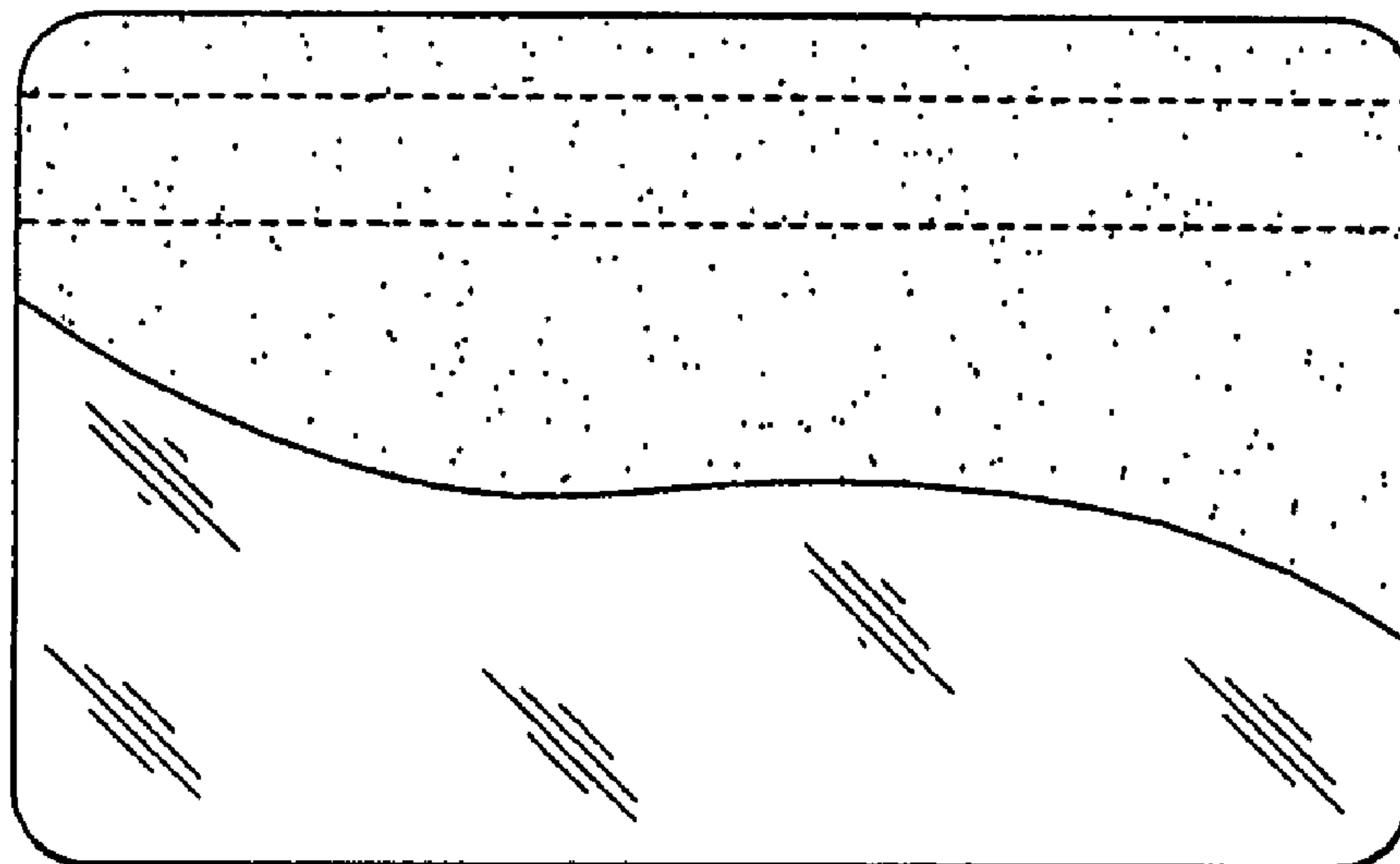


FIG. 3

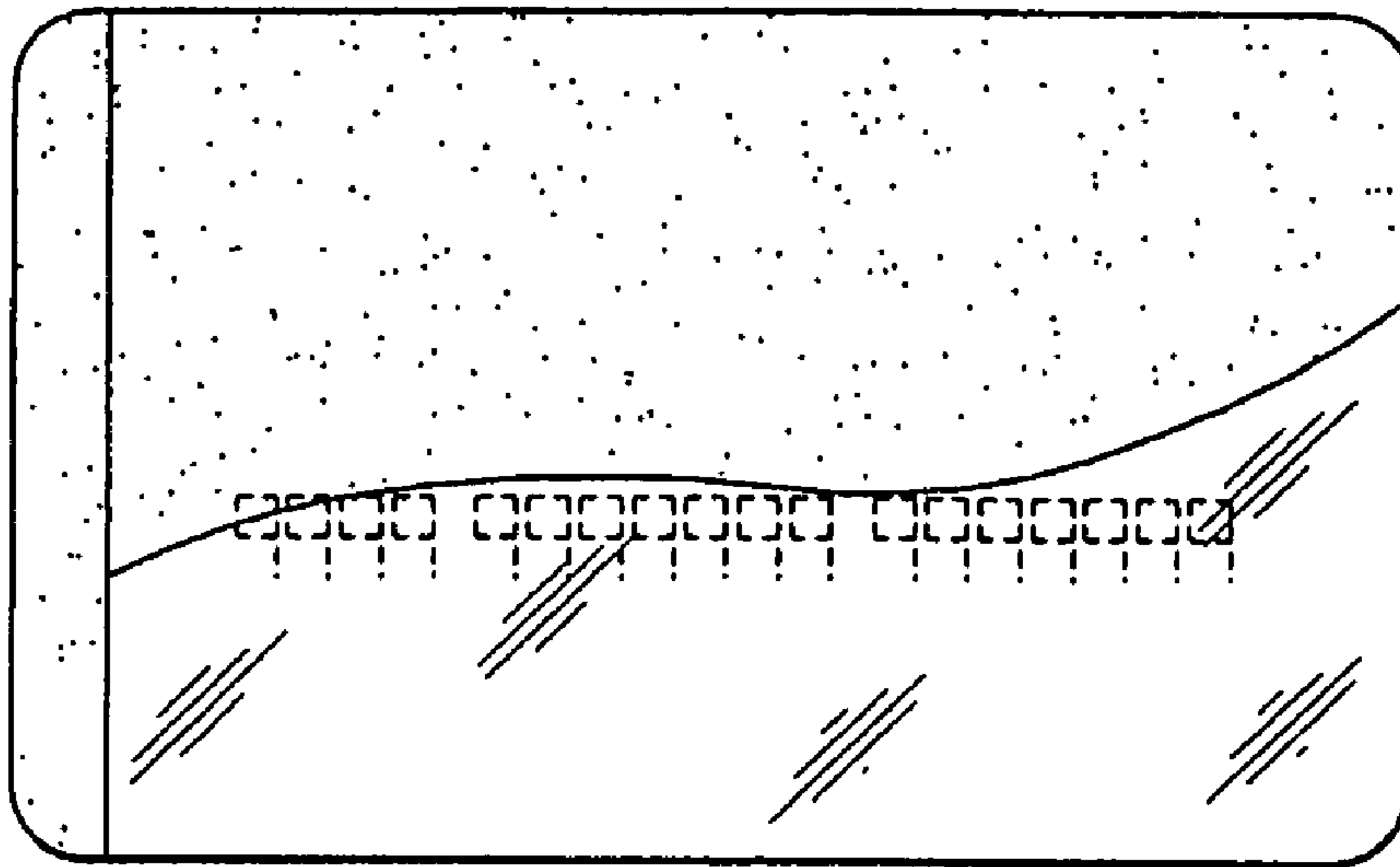


FIG. 4

