

US00D569399S

(12) **United States Design Patent**  
**Crookshanks et al.**

(10) **Patent No.: US D569,399 S**

(45) **Date of Patent: \*\* May 20, 2008**

(54) **PORTION OF AN APPLIANCE**

(75) Inventors: **Kent Allen Stephen Crookshanks**,  
Anderson, SC (US); **Maria Charlotte**  
**Brundin-Lewis**, Anderson, SC (US)

(73) Assignee: **Electrolux Home Products, Inc.**,  
Cleveland, OH (US)

(\*\*) Term: **14 Years**

(21) Appl. No.: **29/297,501**

(22) Filed: **Nov. 13, 2007**

(51) **LOC (8) Cl. .... 15-07**

(52) **U.S. Cl. .... D15/89**

(58) **Field of Classification Search** ..... D15/79-81,  
D15/85, 88, 91; 312/236, 352, 400-408;  
62/3.1, 3.6, 3.63, 3.64, 45.1, 98, 236, 275,  
62/293, 331, 344, 352, 371, 400-406, 440,  
62/467, 529, 531; 141/351; 222/108; D7/306  
See application file for complete search history.

(56) **References Cited**

U.S. PATENT DOCUMENTS

5,033,273 A \* 7/1991 Buchser et al. .... 62/344  
5,269,154 A \* 12/1993 Schmidt ..... 62/275  
D365,579 S \* 12/1995 Baker et al. .... D15/89  
5,474,213 A \* 12/1995 Unger ..... 222/108

D367,659 S \* 3/1996 Baker et al. .... D15/89  
5,526,854 A \* 6/1996 Unger ..... 141/351  
6,595,021 B2 \* 7/2003 Skinner ..... 62/344  
6,651,449 B2 \* 11/2003 Heims et al. .... 62/98  
D511,534 S \* 11/2005 Ertz et al. .... D15/89  
D514,139 S \* 1/2006 Ertz et al. .... D15/89  
D518,076 S \* 3/2006 Quinlan et al. .... D15/89  
D523,878 S \* 6/2006 Quinlan et al. .... D15/89  
D544,287 S \* 6/2007 Joss et al. .... D7/306

\* cited by examiner

*Primary Examiner*—Stella M. Reid

*Assistant Examiner*—Shanda C Hill

(74) *Attorney, Agent, or Firm*—Banner & Witcoff, Ltd.

(57) **CLAIM**

The ornamental design for a portion of an appliance, as shown and described.


**DESCRIPTION**

FIG. 1 is a front perspective view of a portion of an appliance showing our new design; and,

FIG. 2 is a front view thereof.

The broken lines shown in the drawing disclosure are for illustrative purposes only and form no part of the claimed design.

**1 Claim, 1 Drawing Sheet**






FIG. 1

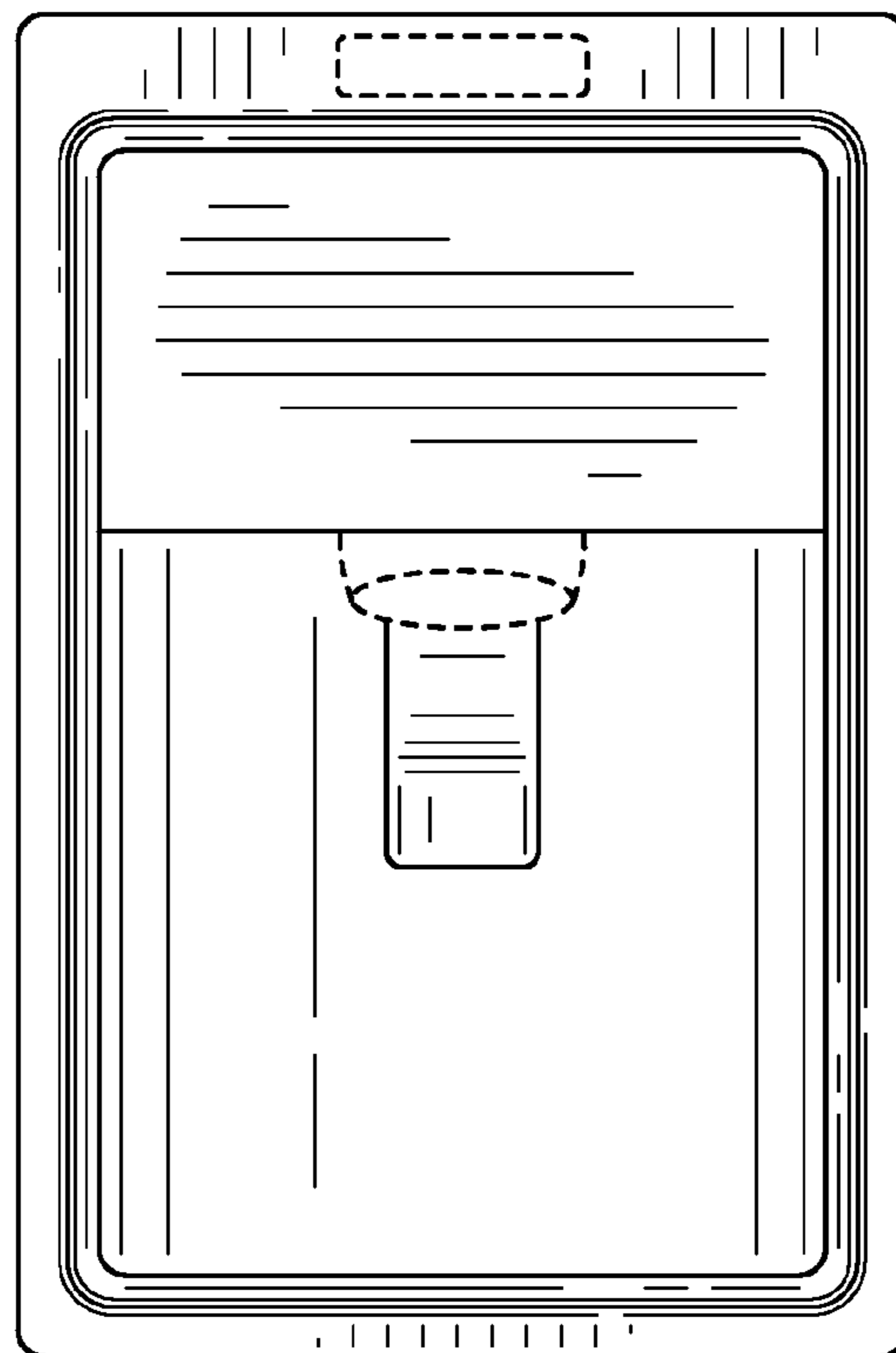


FIG. 2