



US00D569385S

(12) **United States Design Patent** (10) **Patent No.:** **US D569,385 S**
Byeon (45) **Date of Patent:** **** May 20, 2008**

(54) **VIDEO IMAGE DISPLAY FOR PORTABLE PHONE**

(75) Inventor: **Hee Soo Byeon**, Goyang-si (KR)

(73) Assignee: **Samsung Electronics Co., Ltd.**, Suwon-Si (KR)

(**) Term: **14 Years**

(21) Appl. No.: **29/287,033**

(22) Filed: **Jun. 20, 2007**

(30) **Foreign Application Priority Data**

Apr. 13, 2007 (KR) 30-2007-0016054

(51) **LOC (8) Cl.** **14-04**

(52) **U.S. Cl.** **D14/487**

(58) **Field of Classification Search** D14/485-495;
715/700-867, 973-977

See application file for complete search history.

(56) **References Cited**

U.S. PATENT DOCUMENTS

- D422,984 S * 4/2000 Sheehan et al. D14/492
- 6,765,597 B2 * 7/2004 Barksdale et al. 715/853
- D527,735 S * 9/2006 McDougall et al. D14/485
- D540,336 S * 4/2007 Kim et al. D14/485
- D541,293 S * 4/2007 Harvey et al. D14/488
- D544,873 S * 6/2007 Totten et al. D14/486
- 7,243,307 B2 * 7/2007 Gao et al. 715/744
- D550,687 S * 9/2007 Cho et al. D14/486
- D551,674 S * 9/2007 Harvey et al. D14/485
- D553,146 S * 10/2007 Byeon et al. D14/486
- D553,632 S * 10/2007 Harvey et al. D14/486

- D553,633 S * 10/2007 Byeon et al. D14/486
- D554,657 S * 11/2007 Kim et al. D14/486
- D557,275 S * 12/2007 De Mar et al. D14/487
- 2002/0154177 A1 * 10/2002 Barksdale et al. 345/853
- 2004/0100479 A1 * 5/2004 Nakano et al. 345/700
- 2004/0201603 A1 * 10/2004 Kalish 345/700
- 2005/0071761 A1 * 3/2005 Kontio 715/711
- 2006/0143574 A1 * 6/2006 Ito et al. 715/800
- 2006/0150125 A1 * 7/2006 Gupta et al. 715/864
- 2006/0253782 A1 * 11/2006 Stark et al. 715/727
- 2007/0033540 A1 * 2/2007 Bridges et al. 715/769
- 2007/0067738 A1 * 3/2007 Flynt et al. 715/810
- 2007/0240079 A1 * 10/2007 Flynt et al. 715/810

* cited by examiner

Primary Examiner—Cathron Brooks

Assistant Examiner—Deanna Fluegeman

(74) *Attorney, Agent, or Firm*—Staas & Halsey LLP

(57) **CLAIM**

The ornamental design for a video image display for portable phone, as shown and described.

DESCRIPTION

FIG. 1 is a perspective view of a video image display for portable phone;

FIG. 2 is a front view of the video image display for portable phone of FIG. 1; and,

FIG. 3 is an enlarged front view of the video image display for portable phone of FIG. 1.

Features shown in dash lines in the drawings form no part of the claimed design.

1 Claim, 3 Drawing Sheets

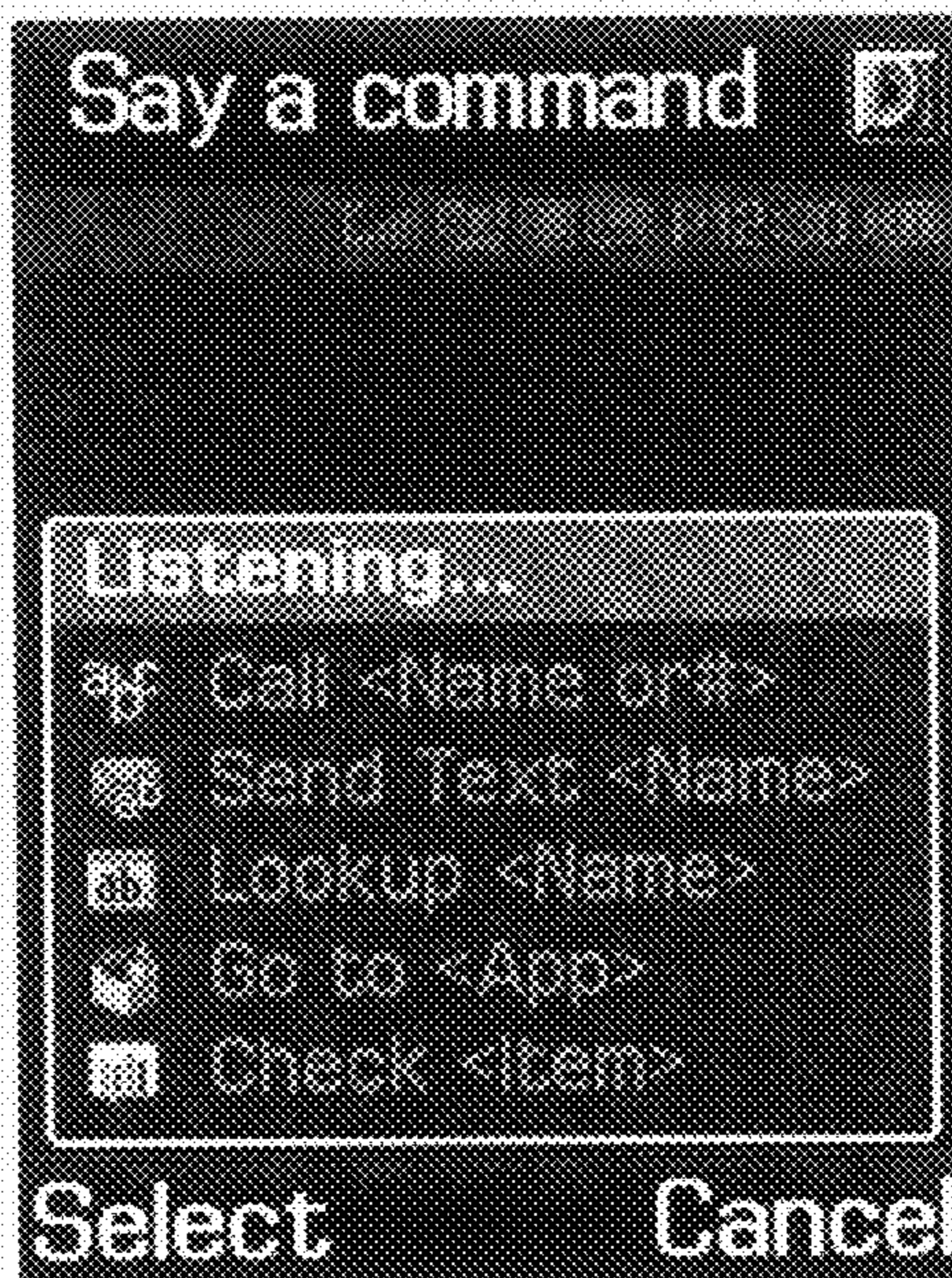


FIG. 1

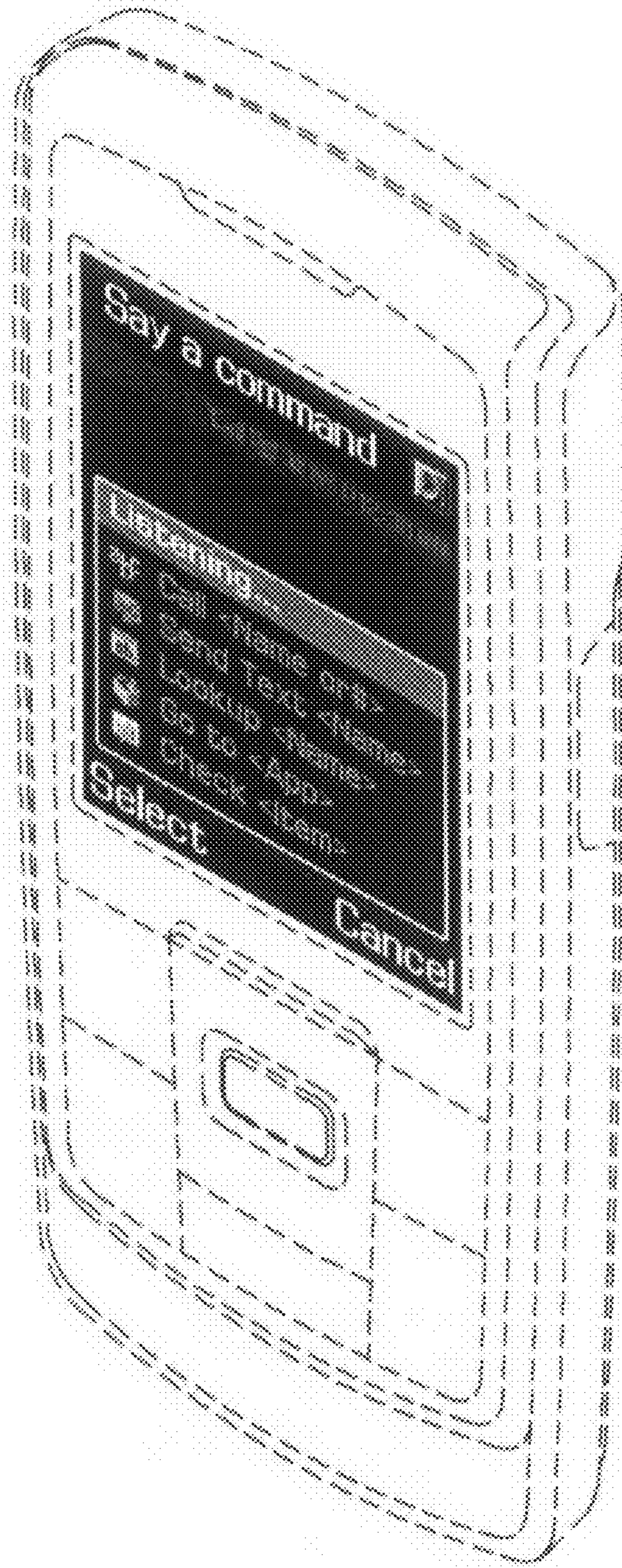


FIG. 2

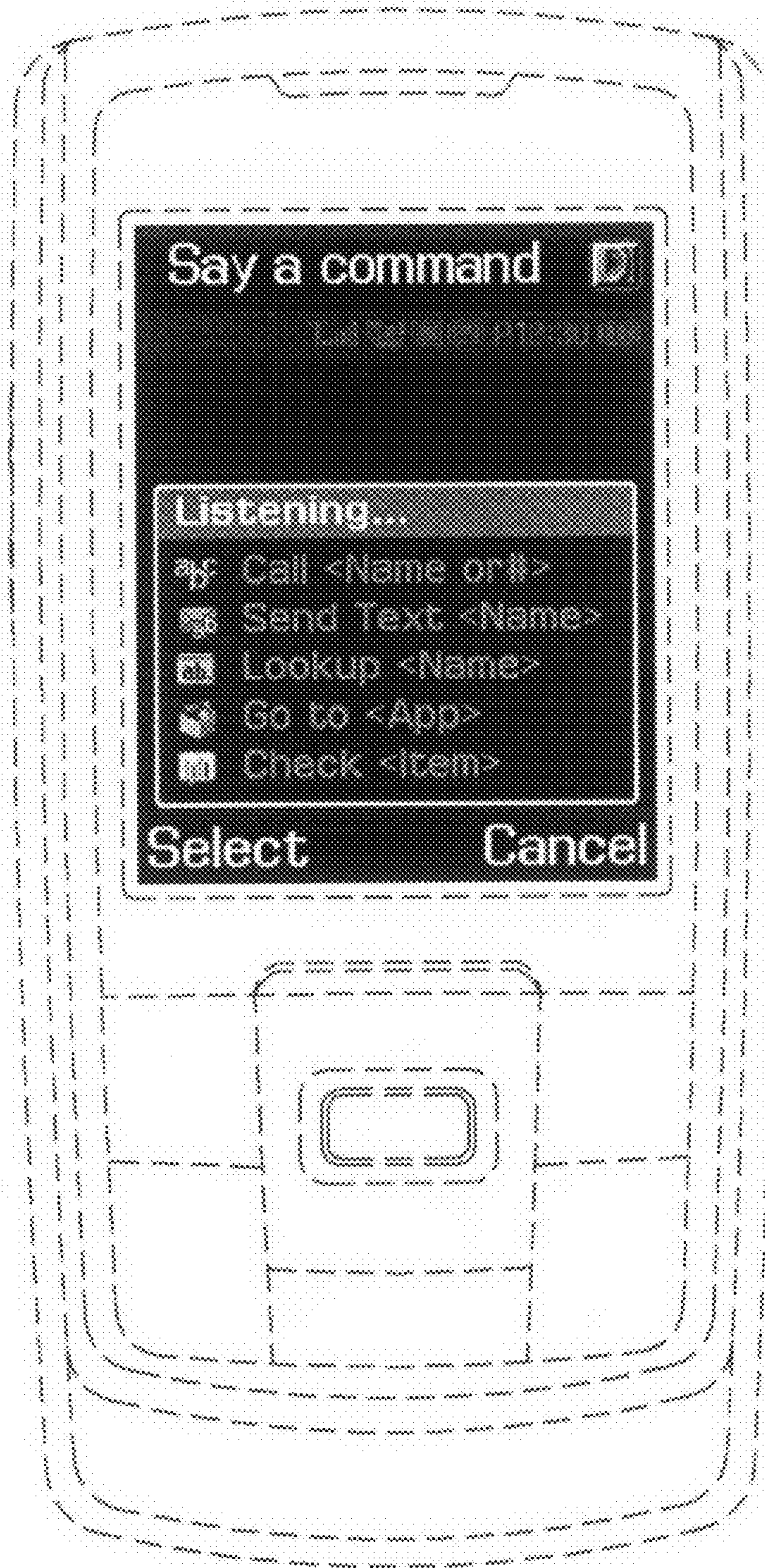


FIG. 3

