

US00D569378S

(12) **United States Design Patent**  
**Wanamaker**

(10) **Patent No.:** **US D569,378 S**

(45) **Date of Patent:** **\*\* May 20, 2008**

(54) **HAND-HELD LASER**

(75) Inventor: **Joseph C. Wanamaker**, Studio City,  
CA (US)

(73) Assignee: **Nulase International, Inc.**, Burnsville,  
MN (US)

(\*\*) Term: **14 Years**

(21) Appl. No.: **29/246,488**

(22) Filed: **Apr. 18, 2006**

(51) **LOC (8) Cl.** ..... **14-02**

(52) **U.S. Cl.** ..... **D14/426**

(58) **Field of Classification Search** ..... D14/428,  
D14/420, 426; 382/312, 313, 321; 235/472.01,  
235/462.45, 462.43; 250/568

See application file for complete search history.

(56) **References Cited**

**U.S. PATENT DOCUMENTS**

4,335,303	A *	6/1982	Call	.....	235/462.41
D293,795	S *	1/1988	Yamamoto	.....	D14/428
D319,436	S *	8/1991	Matsushita	.....	D14/428
D331,576	S *	12/1992	Yamanaka	.....	D14/428
D341,584	S *	11/1993	Shepard et al.	.....	D14/428
D374,440	S *	10/1996	Kanno et al.	.....	D14/428
D406,126	S *	2/1999	Massieu et al.	.....	D14/428
D445,786	S *	7/2001	Skelton	.....	D14/341
D453,760	S *	2/2002	Gustafson et al.	.....	D14/420
6,394,355	B1 *	5/2002	Schlieffers et al.	....	235/472.01

D494,584	S *	8/2004	Schlieffers et al.	.....	D14/346
6,974,270	B2 *	12/2005	Cockerill et al.	.....	400/88
7,017,813	B2 *	3/2006	Blake et al.	.....	235/462.01
2002/0104887	A1 *	8/2002	Schlieffers et al.	....	235/472.02
2003/0141370	A1 *	7/2003	Hamilton et al.	.....	235/462.45

\* cited by examiner

*Primary Examiner*—Melanie Tung

*Assistant Examiner*—Susan Moon Lee

(74) *Attorney, Agent, or Firm*—Venable, Campillo, Logan & Meaney, P.C.

(57) **CLAIM**

The ornamental design for a hand-held laser, as shown and described.

**DESCRIPTION**

FIG. 1 is a side view of a hand-held laser showing my new design.

FIG. 2 is an opposite side view of the hand-held laser as shown in FIG. 1.

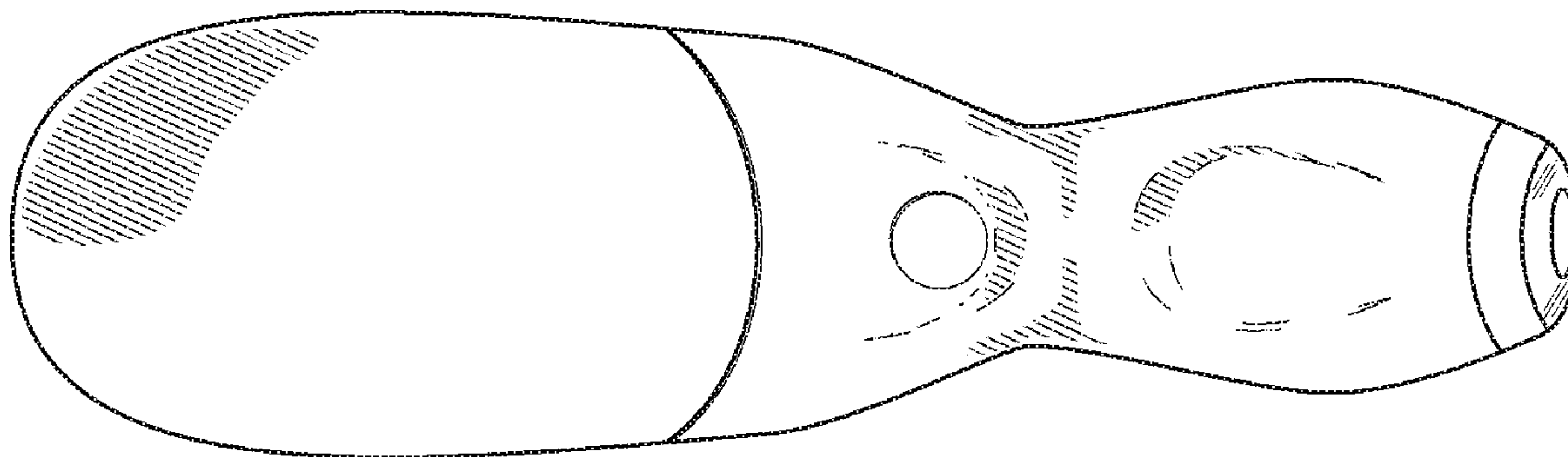
FIG. 3 is a bottom view of the hand-held laser.

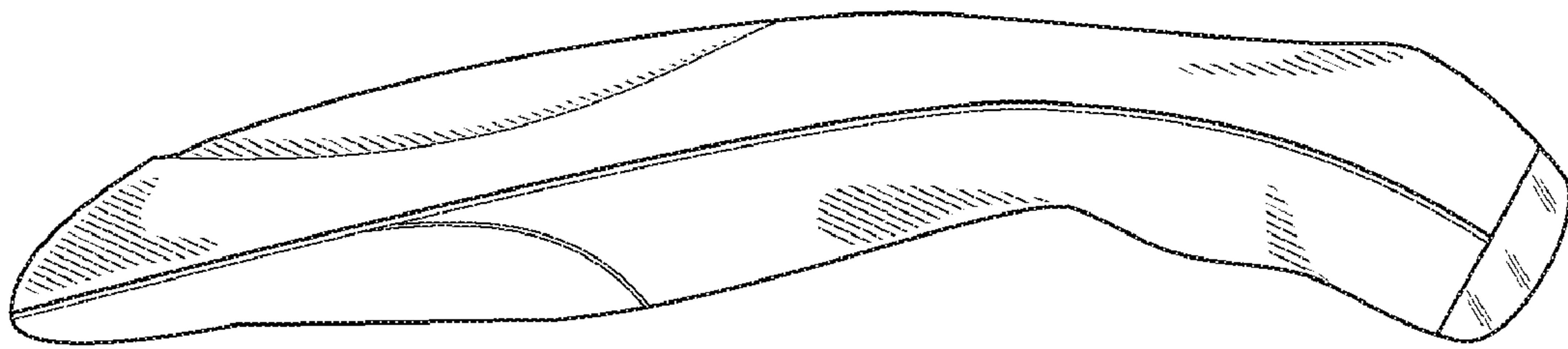
FIG. 4 is a top view of the hand-held laser.

FIG. 5 is an enlarged left end view of the hand-held laser as shown in FIG. 1; and,


FIG. 6 is an enlarged right end view of the hand-held laser as shown in FIG. 1.

**1 Claim, 2 Drawing Sheets**

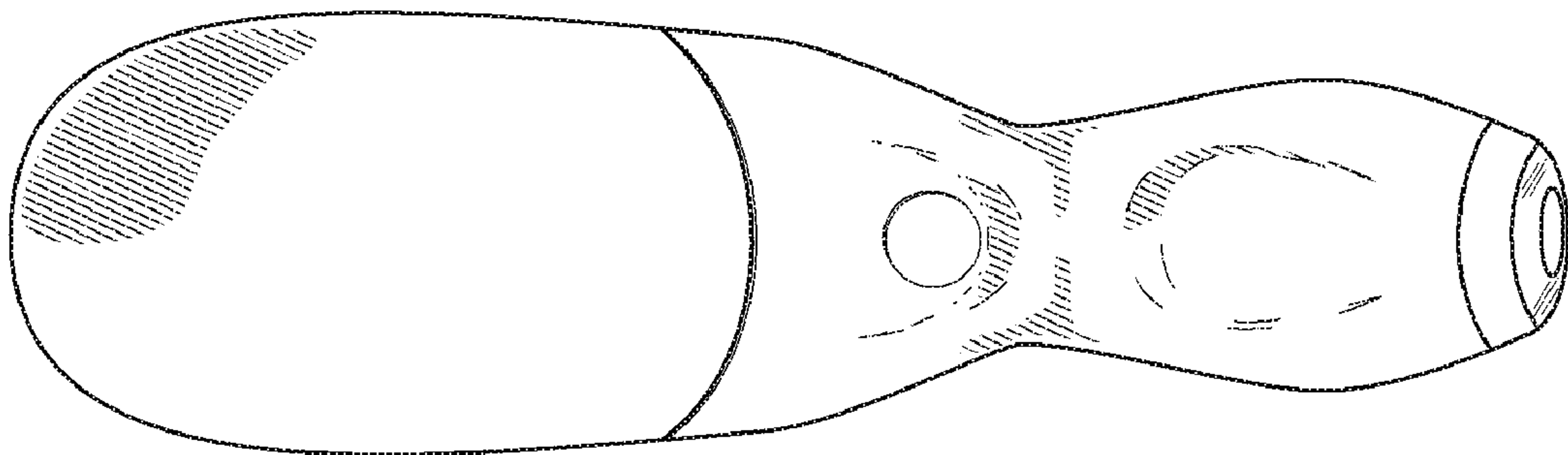




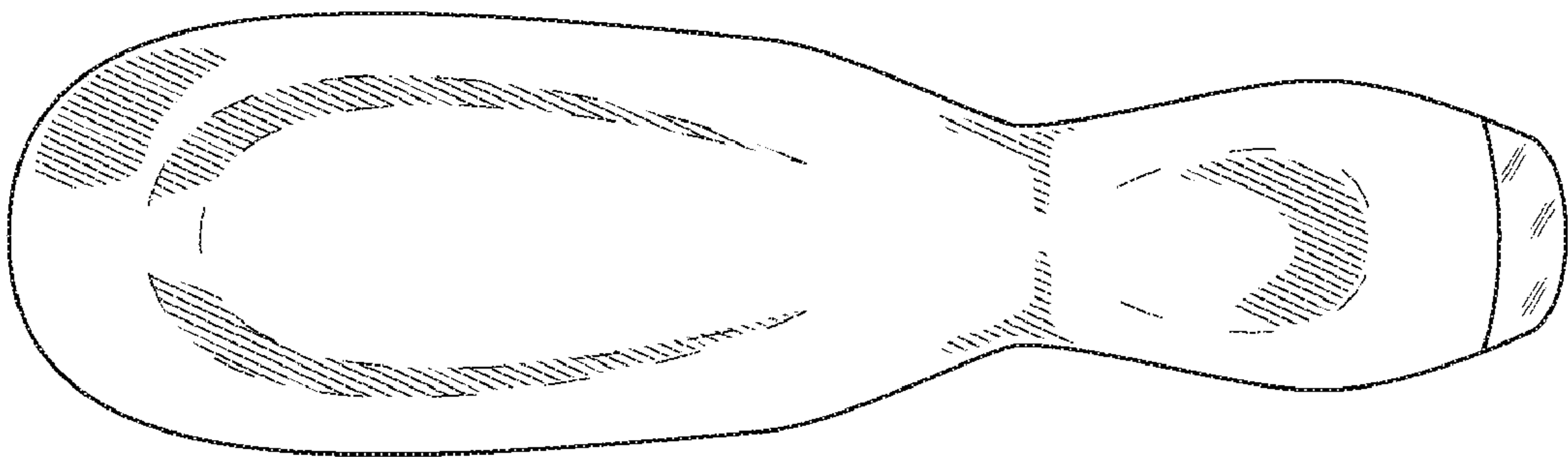
*Fig. 1*



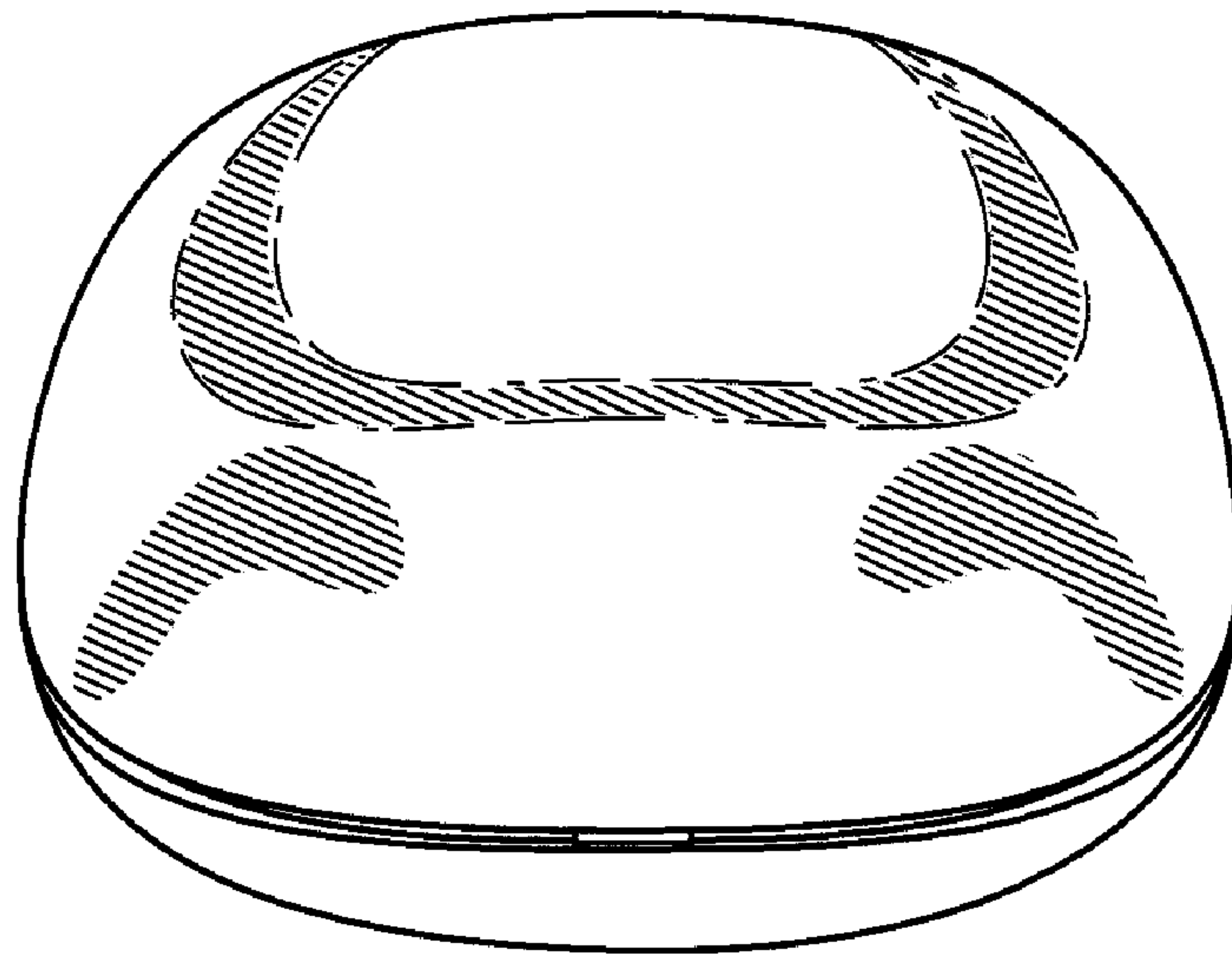
*Fig. 2*



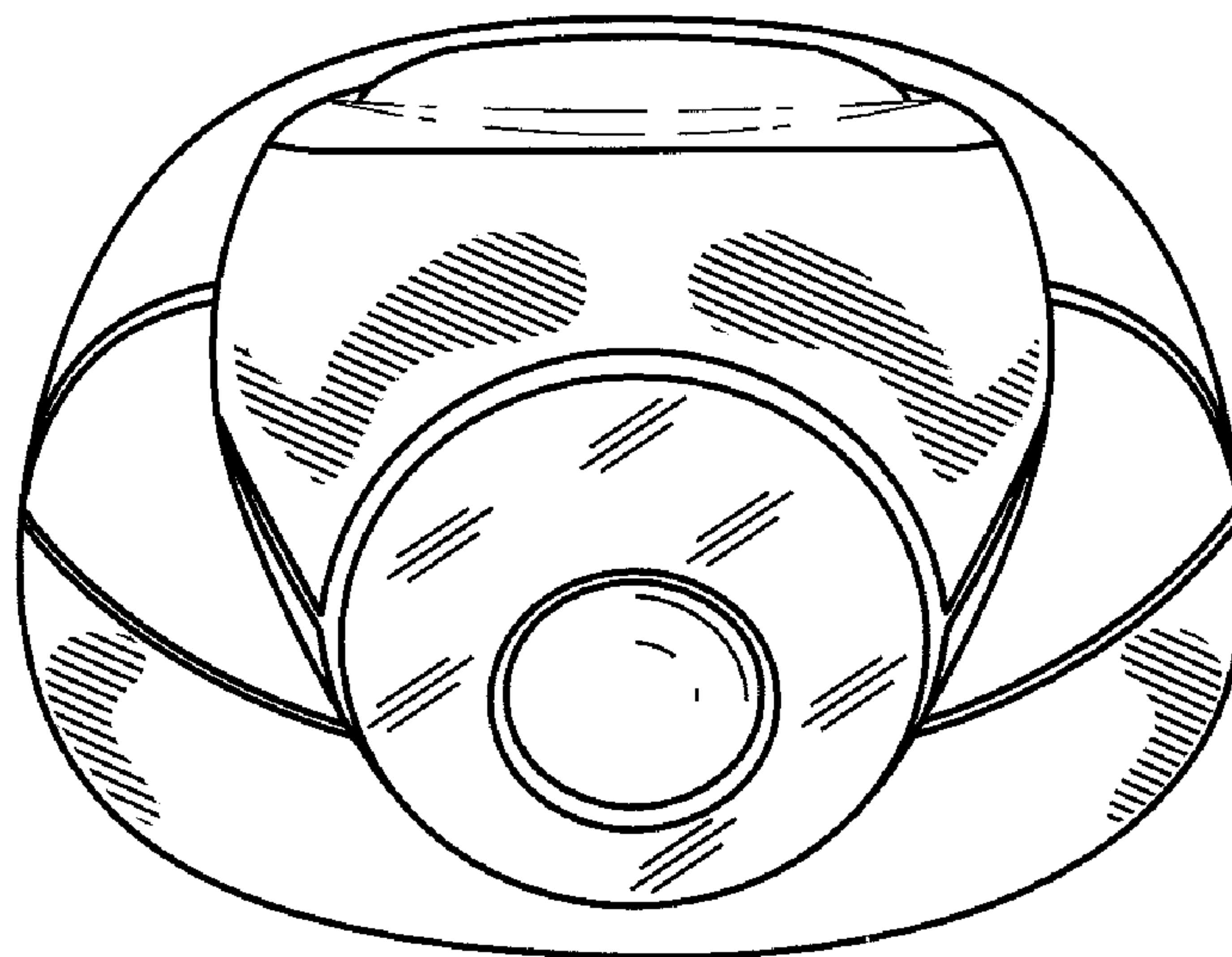
*Fig. 3*



*Fig. 4*



*Fig. 5*



*Fig. 6*