



US00D569369S

(12) **United States Design Patent**
Brennwald

(10) **Patent No.:** **US D569,369 S**

(45) **Date of Patent:** **** May 20, 2008**

(54) **HEADSET**

(75) Inventor: **Joerg Brennwald**, Kiel (DE)

(73) Assignee: **Sennheiser electronic GmbH & Co. KG**, Wedemark (DE)

(**) Term: **14 Years**

(21) Appl. No.: **29/276,230**

(22) Filed: **Jan. 19, 2007**

(30) **Foreign Application Priority Data**

Jul. 21, 2006 (DE) 4 06 03 903

(51) **LOC (8) Cl.** **14-01**

(52) **U.S. Cl.** **D14/205**

(58) **Field of Classification Search** D14/142,
D14/168, 188, 192, 205–206, 223; 379/430,
379/433; 381/380, 381, 382, 183, 187, 188,
381/338, 327; 181/129–130, 135; D24/106;
D29/109, 112; 2/209

See application file for complete search history.

(56) **References Cited**

U.S. PATENT DOCUMENTS

D229,425 S * 11/1973 McCabe D14/205
3,899,044 A * 8/1975 Stumpf et al. 181/135
D254,910 S * 5/1980 Lung D14/168
4,347,911 A * 9/1982 Bertagna et al. 181/130
D321,879 S * 11/1991 Emmerling D14/192
D361,066 S * 8/1995 Langhorn et al. D14/142

D381,414 S * 7/1997 Westerdal D24/106
D386,181 S * 11/1997 Fisher D14/205
D409,743 S * 5/1999 Falco et al. D24/106
6,233,345 B1 * 5/2001 Urwyler 381/381
6,603,863 B1 * 8/2003 Nagayoshi 381/380
D508,908 S * 8/2005 Chueh D14/205

* cited by examiner

Primary Examiner—Paula A Greene

(74) *Attorney, Agent, or Firm*—Reed Smith LLP

(57) **CLAIM**

The ornamental design for headset, as shown and described.

DESCRIPTION

FIG. 1 is a three-dimensional top view of the headset in accordance with the invention;

FIG. 2 is a three-dimensional bottom view of the headset in accordance with the invention;

FIG. 3 is a three-dimensional front view of the headset in accordance with the invention;


FIG. 4 is an isometric view of the headset in accordance with the invention;

FIG. 5 is a three-dimensional right side view of the headset in accordance with the invention;

FIG. 6 is a three-dimensional left side view of the headset in accordance with the invention; and,

FIG. 7 is a three-dimensional back view of the headset in accordance with the invention.

1 Claim, 7 Drawing Sheets






FIG. 1




FIG. 2

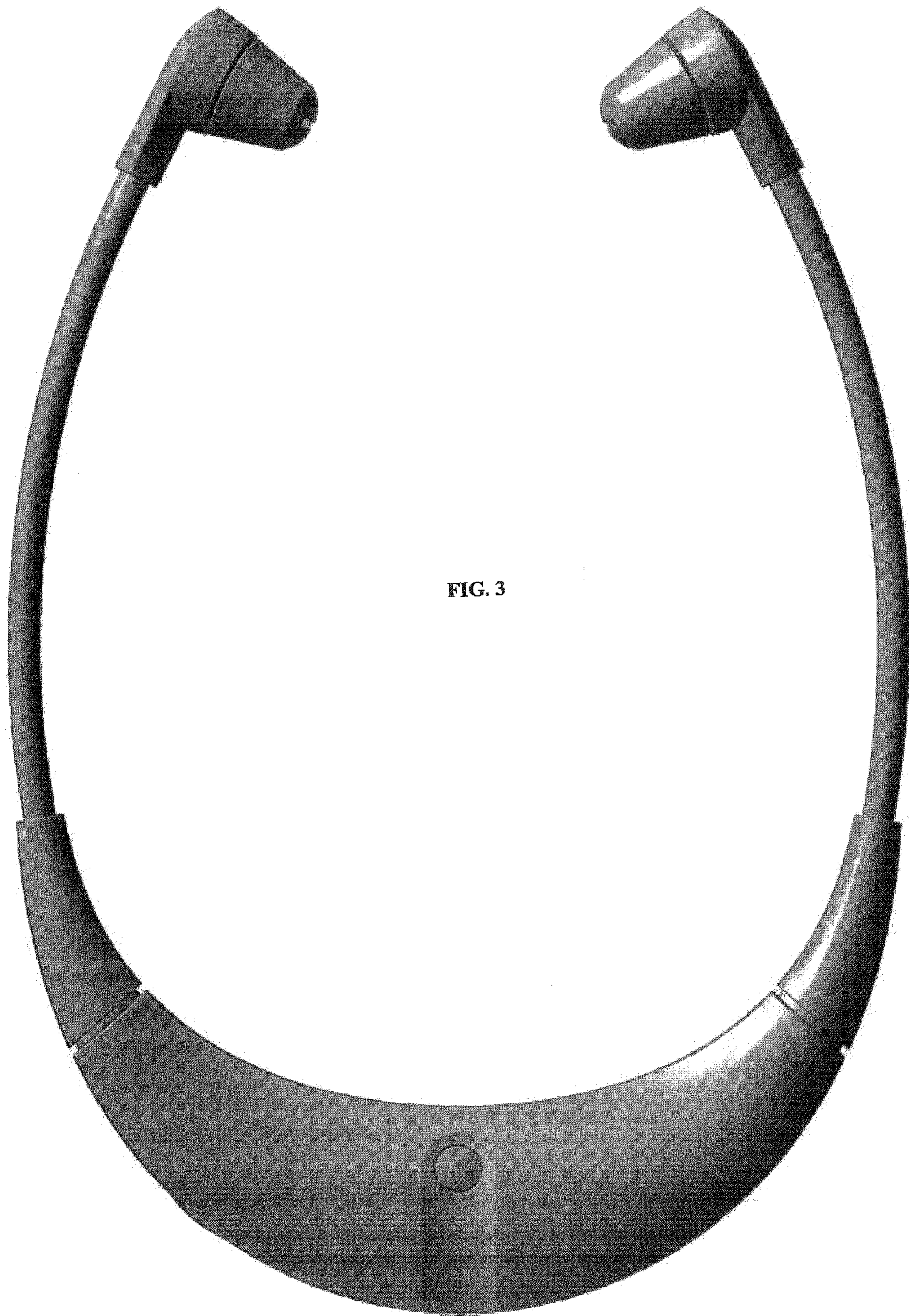


FIG. 3




FIG. 4

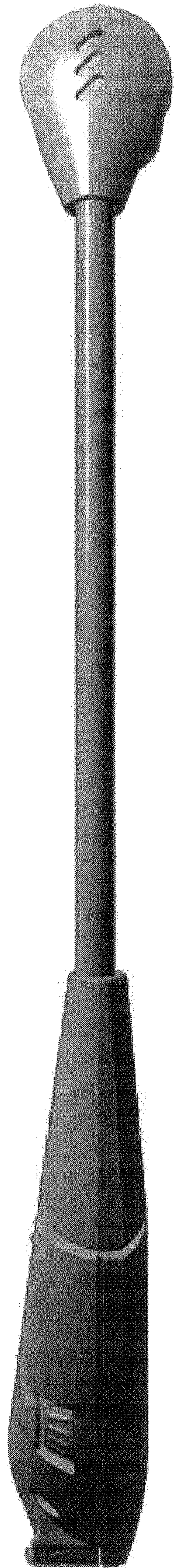


FIG. 5




FIG. 6




FIG. 7