



US00D569355S

(12) **United States Design Patent** (10) **Patent No.:** **US D569,355 S**
Hoehn et al. (45) **Date of Patent:** **** May 20, 2008**

(54) **TELEVISION SET** D524,263 S * 7/2006 Hoehn et al. D14/129
D529,459 S * 10/2006 Hoehn et al. D14/126
(75) Inventors: **Holger Hoehn**, Taipei (TW); **Reinier Bloem**, Taipei (TW) D531,145 S * 10/2006 Padain D14/126
D534,914 S * 1/2007 Florindo D14/450
D537,827 S * 3/2007 Florindo D14/450

(73) Assignee: **Hannspree, Inc.**, Taipei (TW)

* cited by examiner

(**) Term: **14 Years**

Primary Examiner—Raphael Barkai

(21) Appl. No.: **29/296,069**

(74) *Attorney, Agent, or Firm*—Apex Juris, pllc; Tracy M Heims

(22) Filed: **Oct. 12, 2007**

(57) **CLAIM**

(51) **LOC (8) Cl.** **14-03**

The ornamental design for a television set, as shown and described.

(52) **U.S. Cl.** **D14/126**

(58) **Field of Classification Search** D14/125–134,
D14/239, 371, 136, 374–377, 440, 450, 448,
D14/336, 342; 312/7.2; 348/836, 838, 180,
348/184, 325, 739; 341/12; 248/917–924,
248/465; 345/104, 133, 156, 168, 87, 173;
720/605, 669, 600, 655; 369/99, 197; 455/344,
455/347; D21/329, 515, 577, 622, 333, 433,
D21/448, 452, 331; D6/477, 479; 273/148 B;
446/484, 175, 356; D10/15, 26

See application file for complete search history.

DESCRIPTION

FIG. 1 is a front perspective view of a television set showing our new design;

FIG. 2 is a front elevational view thereof;

FIG. 3 is a rear elevational view thereof;

FIG. 4 is a right side elevational view thereof;

FIG. 5 is a sectional view of the front elevational view thereof;

FIG. 6 is a top elevational view thereof; and,

FIG. 7 is a bottom elevational view thereof.


The left and right sides of a design are symmetrical.

(56) **References Cited**

U.S. PATENT DOCUMENTS

D313,700 S * 1/1991 Zoldessy D6/306
D436,106 S * 1/2001 Mohamed D14/371
D520,966 S * 5/2006 Lin D14/126

1 Claim, 4 Drawing Sheets






Fig. 1




Fig. 2

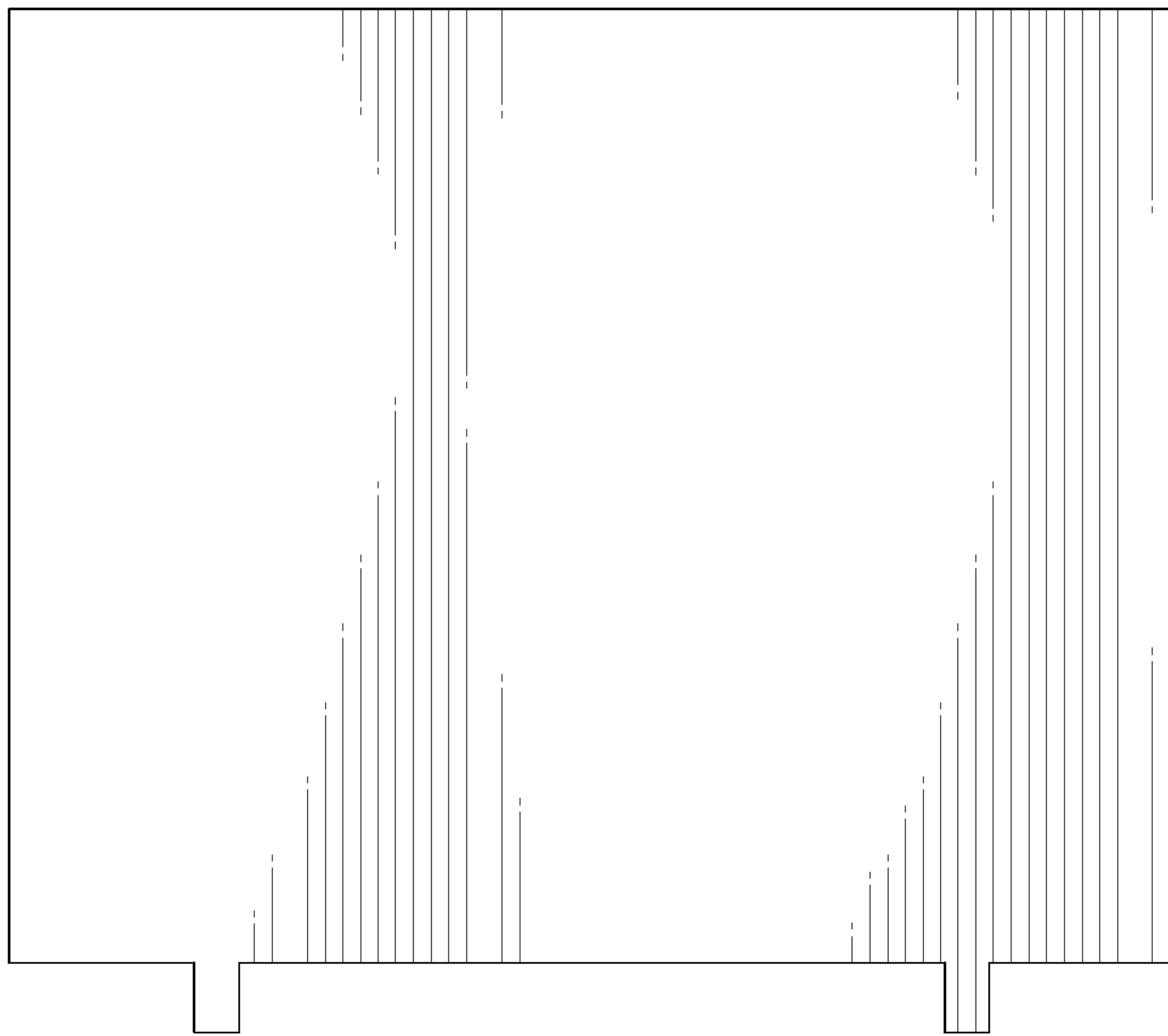


Fig. 3

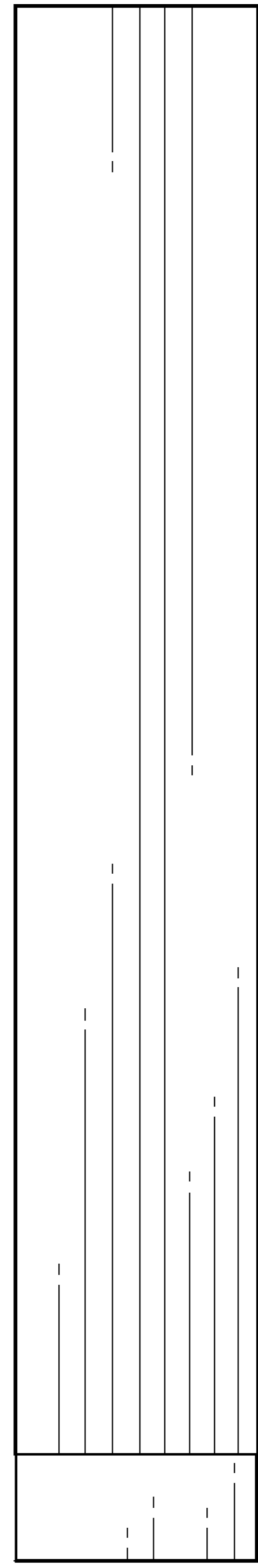


Fig. 4

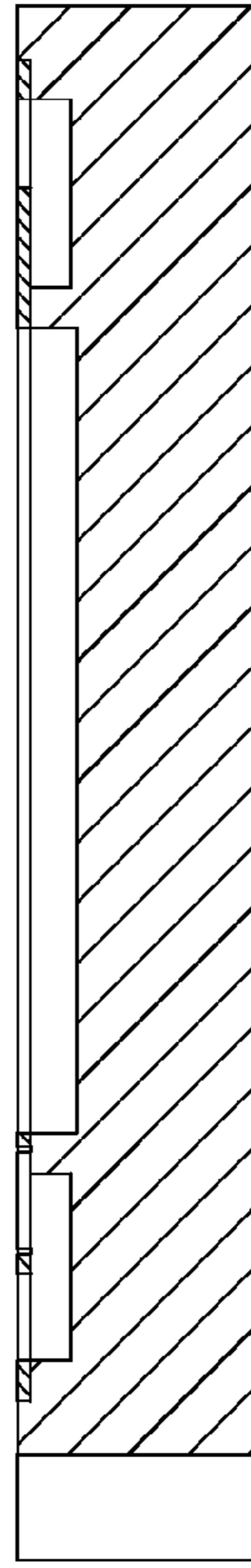


Fig. 5

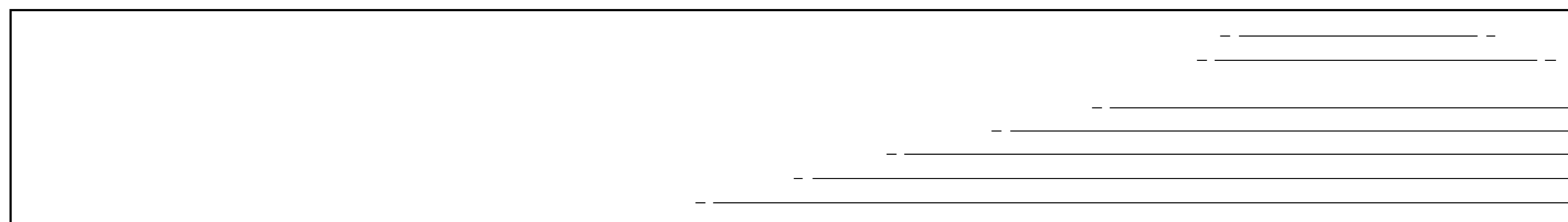


Fig. 6

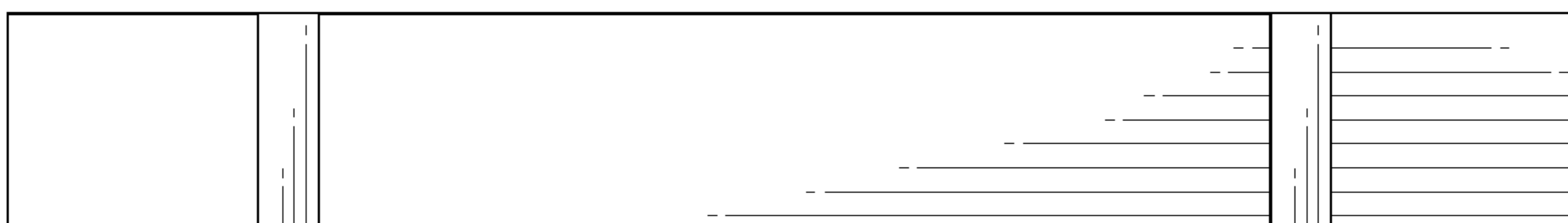


Fig. 7