



US00D569354S

(12) **United States Design Patent** (10) **Patent No.:** **US D569,354 S**
Kellar (45) **Date of Patent:** **** May 20, 2008**

(54) **VIDEOCONFERENCING UNIT**
(75) Inventor: **Kevin P. Kellar**, Austin, TX (US)
(73) Assignee: **LifeSize Communications, Inc.**,
Austin, TX (US)
(**) Term: **14 Years**
(21) Appl. No.: **29/296,350**
(22) Filed: **Oct. 18, 2007**

(51) **LOC (8) Cl.** **14-03**
(52) **U.S. Cl.** **D14/125**
(58) **Field of Classification Search** D14/125-134,
D14/239, 371, 136, 374-377, 138, 299, 358,
D14/155, 492, 356, 361-363, 365, 496; 312/7.2,
312/208.1-223.2; 348/836, 838, 180, 184,
348/325, 739, 10, 460; 341/12; 248/917-924,
248/465, 123.11; 345/104, 133, 156, 168,
345/87, 173, 169; 349/1, 2, 11, 62; 720/605,
720/669, 600, 655, 99, 197; 455/344-347;
369/99, 197

See application file for complete search history.

(56) **References Cited**
U.S. PATENT DOCUMENTS

D316,849 S 5/1991 Houghton
D335,489 S 5/1993 Sander
D390,201 S 2/1998 Murphy
D425,866 S 5/2000 Nagasawa et al.
D432,125 S 10/2000 Masuda et al.
D433,381 S 11/2000 Talesfore
D454,544 S * 3/2002 Takach et al. D13/152
D464,340 S 10/2002 Schmidt

D471,541 S * 3/2003 Tomino et al. D14/240
D471,882 S 3/2003 Lan
D481,021 S * 10/2003 Hayashi et al. D14/125
D486,480 S * 2/2004 Tanaka D14/242
D513,240 S 12/2005 Uehara
D540,753 S 4/2007 Lukic et al.
D543,162 S * 5/2007 Kim D14/125
2006/0132595 A1 6/2006 Kenoyer et al.

* cited by examiner

Primary Examiner—Raphael Barkai
Assistant Examiner—Randall H Gholson
(74) *Attorney, Agent, or Firm*—Meyertons Hood Kivlin
Kowert & Goetzel, P.C.; Jeffrey C. Hood; Russell E.
Henrichs

(57) **CLAIM**

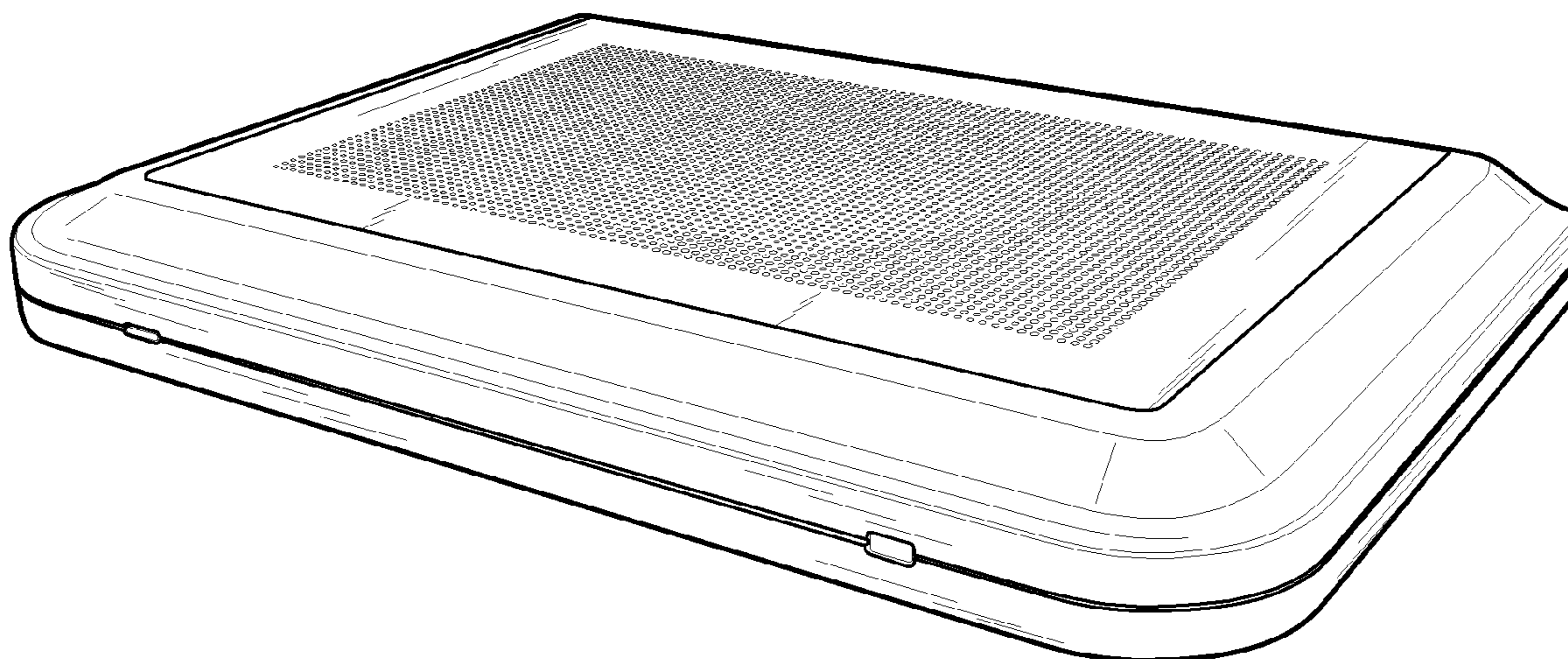
The ornamental design for a videoconferencing unit, as shown and described.

DESCRIPTION

FIG. 1 is a front-right-top perspective view thereof;
FIG. 2 is back-left-top perspective view thereof;
FIG. 3 is a back view thereof;
FIG. 4 is a front view thereof;
FIG. 5 is a left view thereof.
FIG. 6 is a right view thereof;
FIG. 7 is a bottom view thereof; and,
FIG. 8 is a top view thereof.

The broken lines form no part of the claimed design.

1 Claim, 5 Drawing Sheets



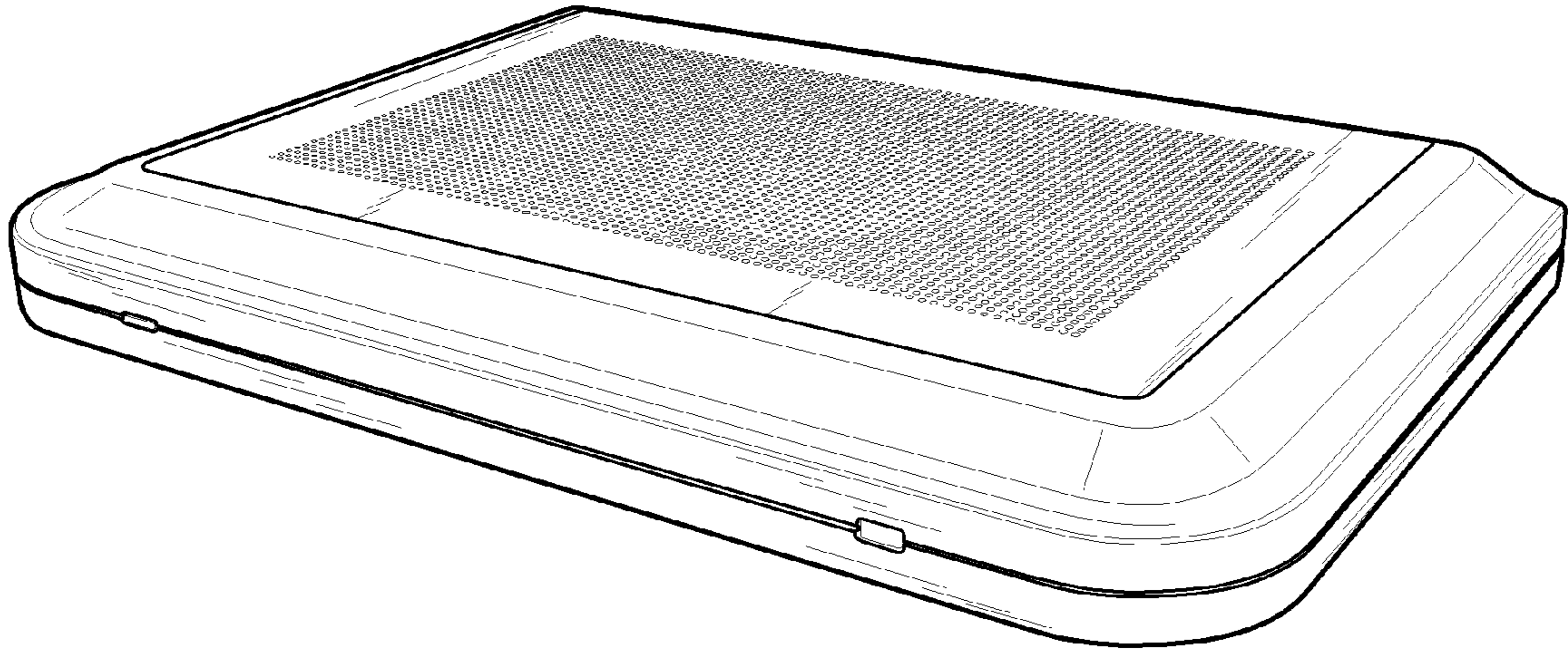


FIG. 1

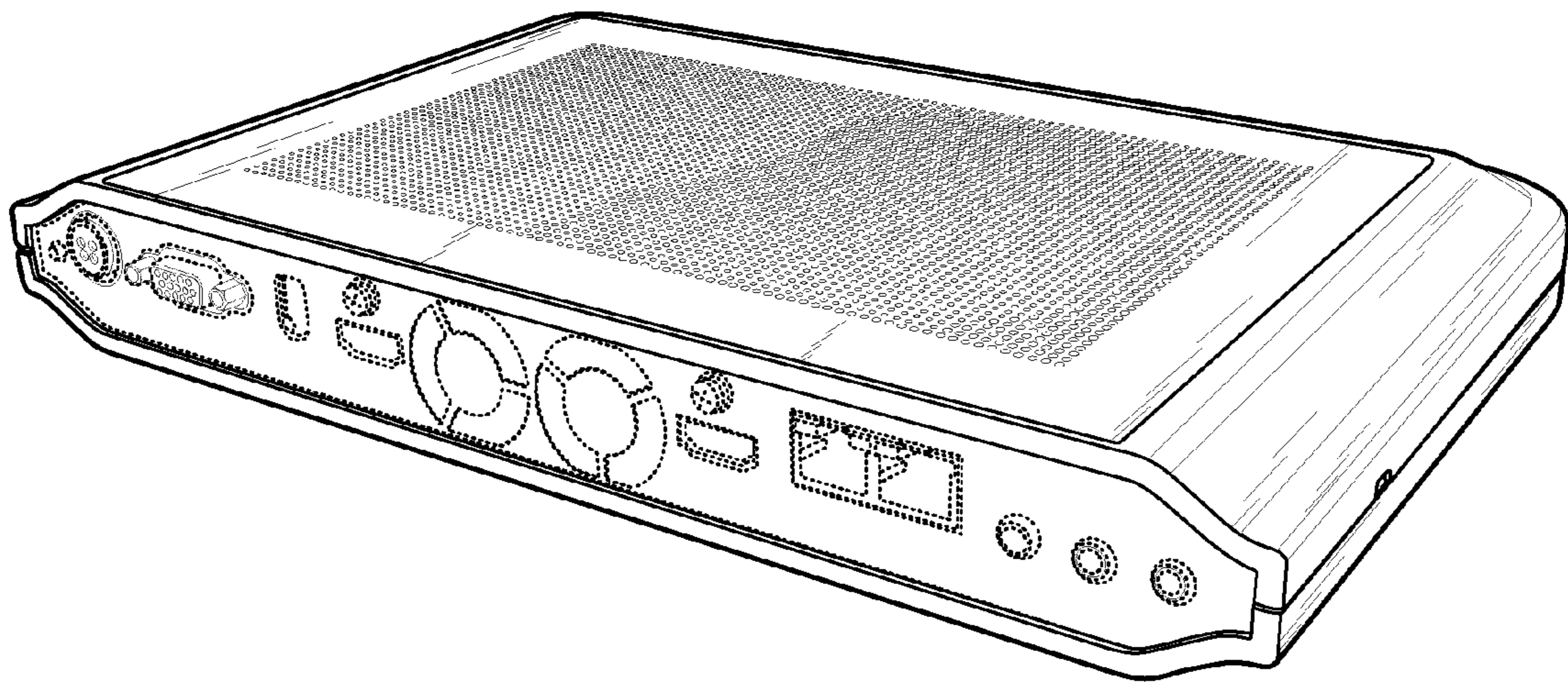


FIG. 2

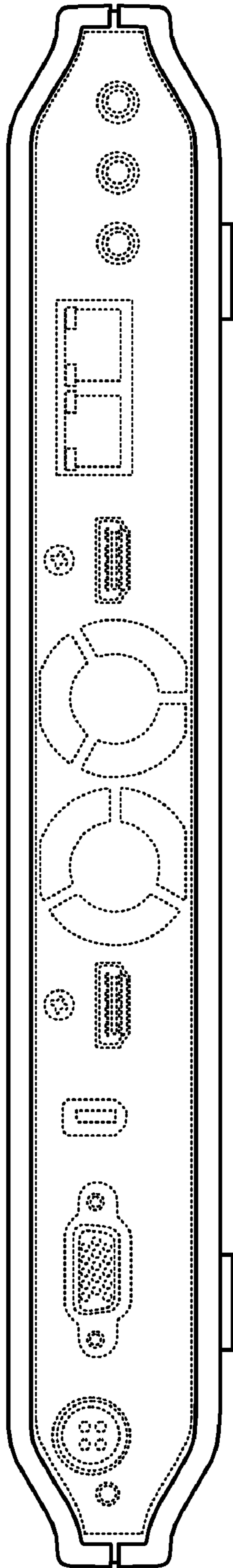


FIG. 3

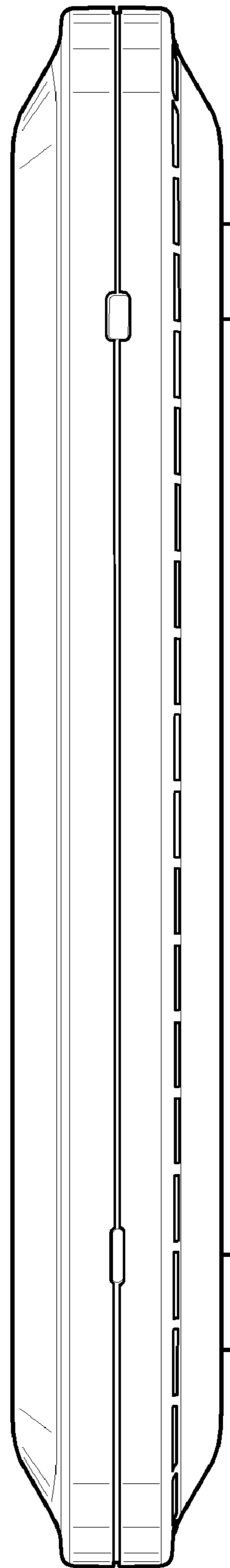


FIG. 4

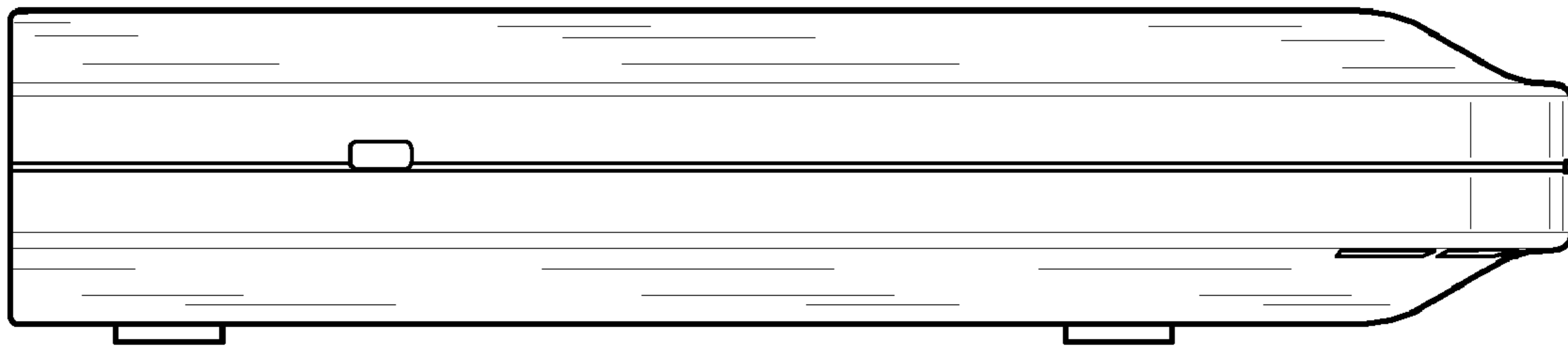


FIG. 5

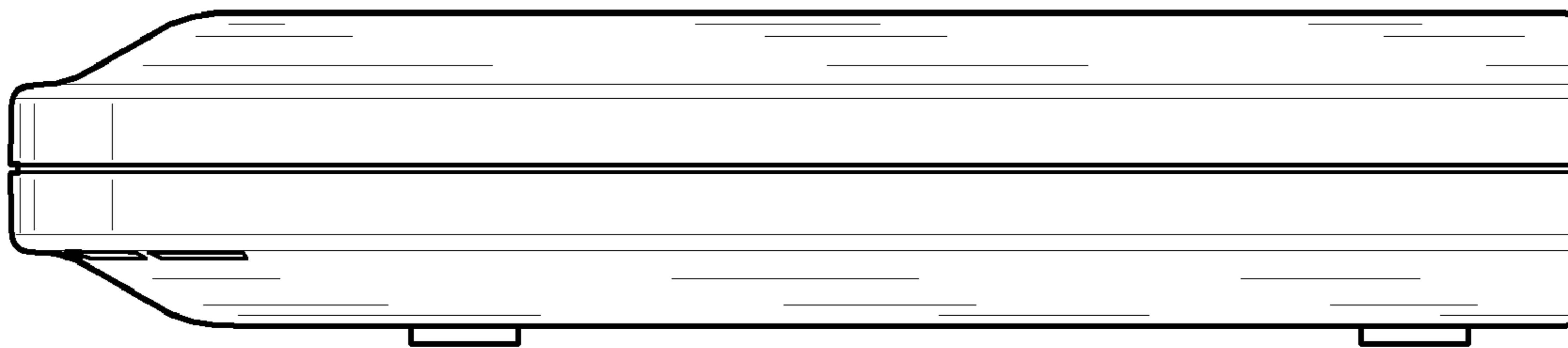


FIG. 6




FIG. 7

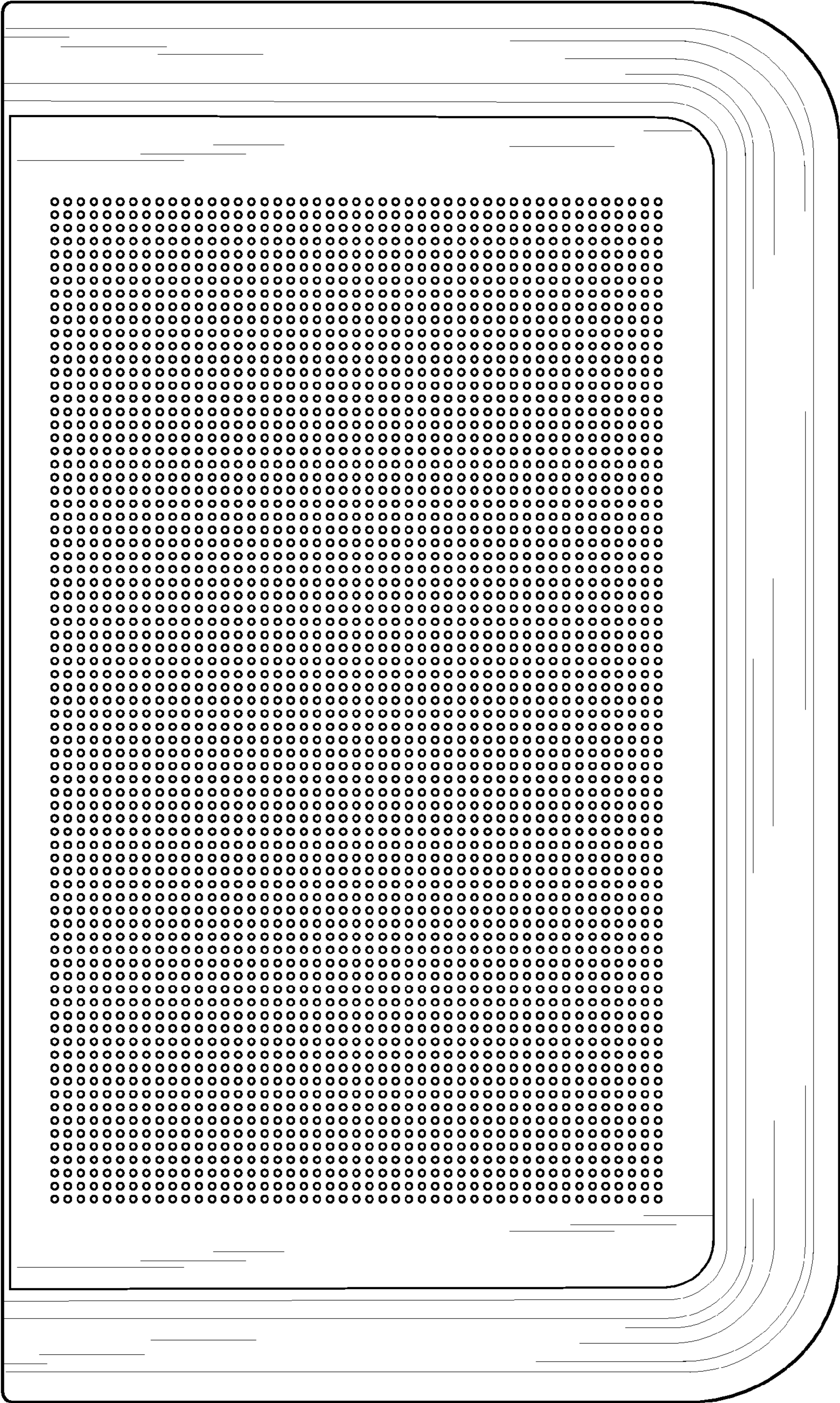


FIG. 8