

US00D569341S

(12) **United States Design Patent**
Aglassinger

(10) **Patent No.:** **US D569,341 S**

(45) **Date of Patent:** **** May 20, 2008**

(54) **POWER SOURCE FOR A POWER OPERATED SCREWDRIVER**

D377,335 S * 1/1997 Katooka et al. D13/110
D455,398 S * 4/2002 Frank et al. D13/110
D492,251 S * 6/2004 Cameron et al. D13/110

(75) Inventor: **Hans-Peter Aglassinger**, Esslingen (DE)

* cited by examiner

(73) Assignee: **Robert Bosch GmbH**, Stuttgart (DE)

Primary Examiner—Prabhakar Deshmukh

Assistant Examiner—Derrick Holland

(**) Term: **14 Years**

(74) *Attorney, Agent, or Firm*—Michael J. Striker

(21) Appl. No.: **29/250,154**

(57) **CLAIM**

(22) Filed: **Nov. 3, 2006**

The ornamental design for a power source for a power operated screwdriver, as shown and described.

(30) **Foreign Application Priority Data**

DESCRIPTION

May 24, 2006 (EM) 000534706

FIG. 1 is a front view of a power source for a power operated screwdriver showing my new design;

(51) **LOC (8) Cl.** **13-02**

FIG. 2 is a rear view thereof;

(52) **U.S. Cl.** **D13/110**

FIG. 3 is a side view thereof;

(58) **Field of Classification Search** D13/110,

FIG. 4 is the opposite side view of FIG. 3 thereof;

D13/101, 114, 199; 307/150, 151; 320/114
See application file for complete search history.

FIG. 5 is a top view thereof;

(56) **References Cited**

FIG. 6 is a bottom view thereof; and,

U.S. PATENT DOCUMENTS

FIG. 7 is a perspective view thereof.

4,331,883 A * 5/1982 Vitaloni 307/150

The material appearing in dotted lines is environmental only and does not form part of the claimed design.

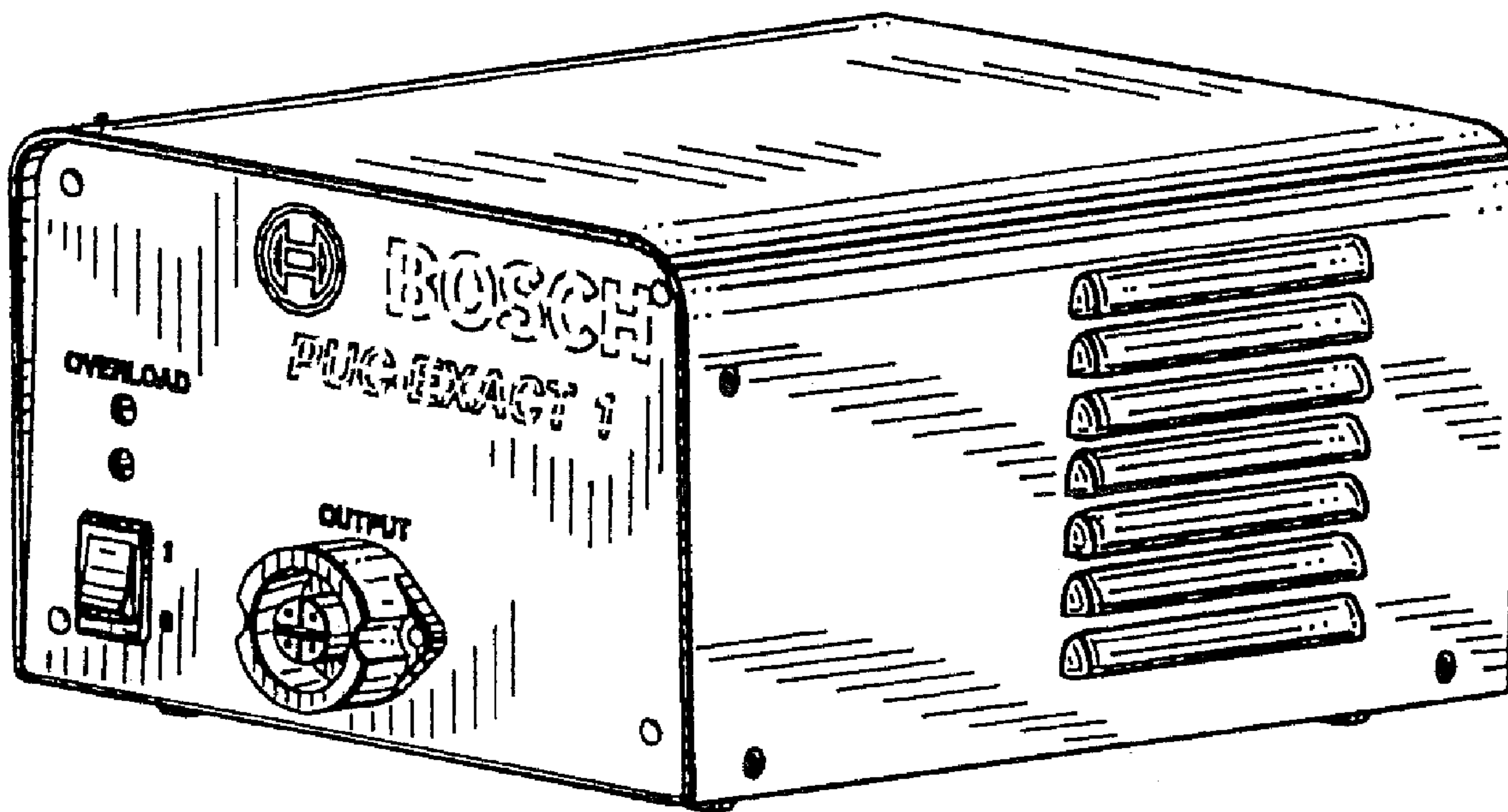
D276,495 S * 11/1984 Sylvia D15/144

D280,318 S * 8/1985 Barone D13/110

D298,029 S * 10/1988 Foster D13/119

D341,124 S * 11/1993 Krokaugger D13/123

1 Claim, 4 Drawing Sheets






FIG. 1




FIG. 2

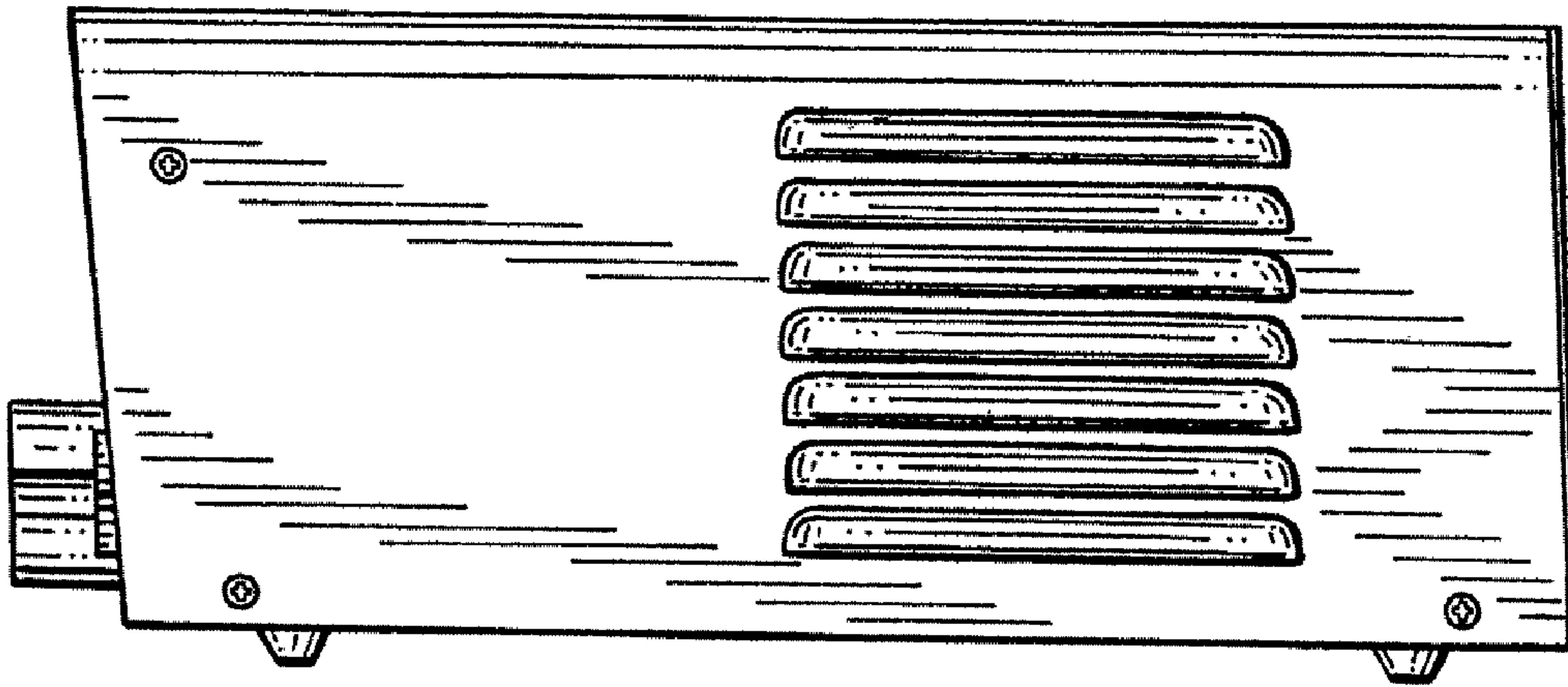


FIG. 3

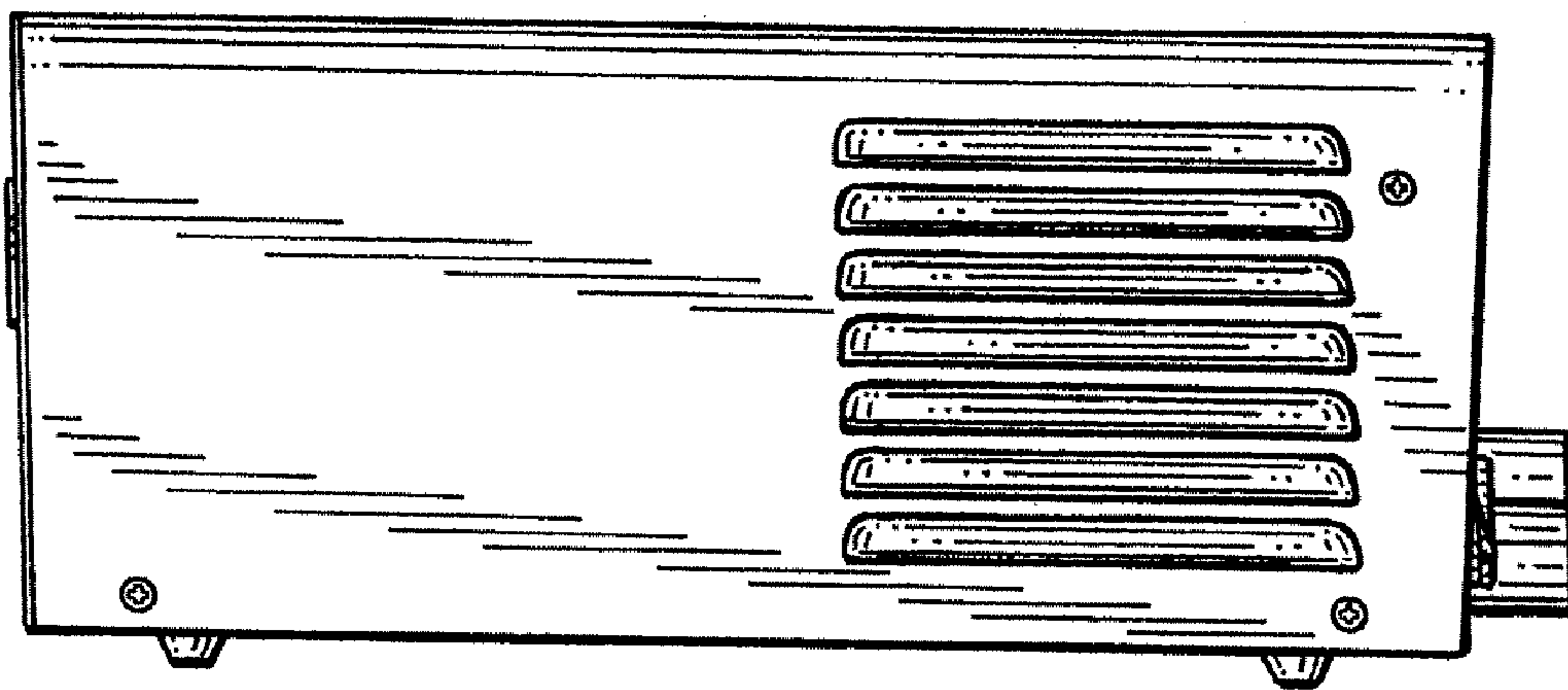


FIG. 4




FIG. 5

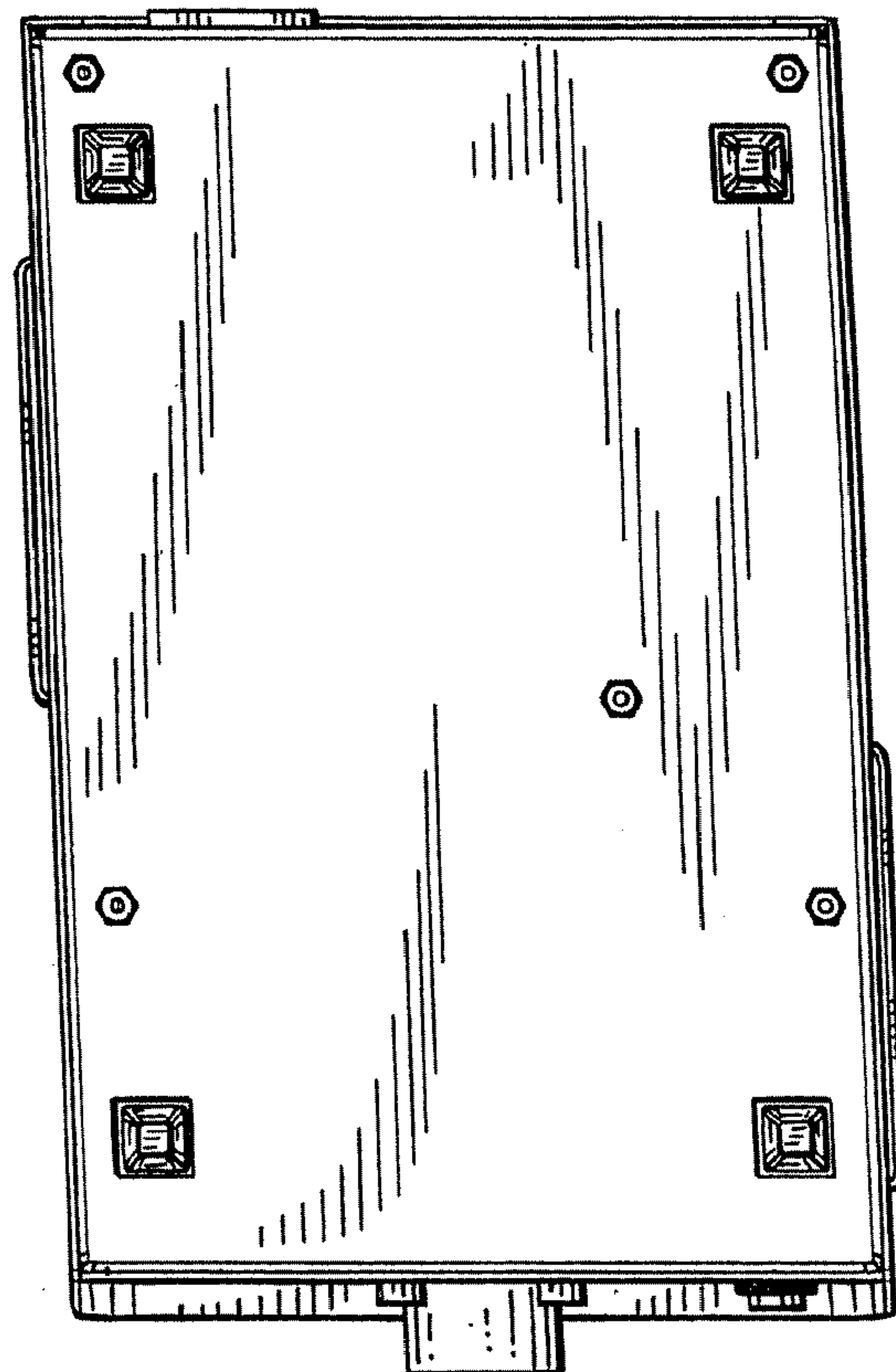


FIG. 6




FIG. 7