



US00D569340S

(12) **United States Design Patent**
Goradesky

(10) **Patent No.: US D569,340 S**

(45) **Date of Patent: ** *May 20, 2008**

(54) **ORANGE AND BLACK CELLULAR
TELEPHONE CHARGER POWER CORD**

D525,587 S * 7/2006 Navarrez et al. D13/144
D533,135 S * 12/2006 Hussaini et al. D13/110

(75) Inventor: **Harold S. Goradesky**, Fort Lauderdale,
FL (US)

OTHER PUBLICATIONS

Product Spec Nokia Rapid DC Charger, www.bestbuy.com, Jan. 24,
2005.

(73) Assignee: **A.G. Findings & Mfg., Co. Inc.**,
Sunrise, FL (US)

Product Spec Nokia Car Charger, www.westsidecellular.com, Jan.
24, 2005.

(*) Notice: This patent is subject to a terminal dis-
claimer.

* cited by examiner

(**) Term: **14 Years**

Primary Examiner—Cathron Brooks

Assistant Examiner—Rosemary K Tarcza

(74) *Attorney, Agent, or Firm*—Robert C Kain, Jr.; FleitKain

(21) Appl. No.: **29/226,343**

(57) **CLAIM**

(22) Filed: **Mar. 28, 2005**

I claim the ornamental design for an orange and black
cellular telephone charger power cord, as shown and
described.

(51) **LOC (8) Cl.** **13-03**

(52) **U.S. Cl.** **D13/110; D13/144**

(58) **Field of Classification Search** D13/107,
D13/108, 110, 144, 184; D14/155; 439/300,
439/620, 638, 668–669, 675, 825; 320/110–112,
320/114; 363/146

DESCRIPTION

See application file for complete search history.

FIG. 1 is a top view of the orange and black cellular
telephone charger power cord (the bottom view being a
mirror image of the top view).

(56) **References Cited**

U.S. PATENT DOCUMENTS

5,116,248	A *	5/1992	Hiers et al.	439/669
D330,885	S *	11/1992	Tattari	D13/108
D341,123	S *	11/1993	Hakanen et al.	D13/108
D362,657	S *	9/1995	Tomikawa et al.	D13/144
D398,287	S *	9/1998	Luminosu	D13/144
D400,177	S *	10/1998	Jones	D13/144
D403,663	S *	1/1999	Jones et al.	D13/144
5,964,623	A *	10/1999	Maher et al.	439/668
D424,015	S *	5/2000	Minagawa et al.	D13/108
D506,455	S *	6/2005	Bey et al.	D14/155
D509,792	S *	9/2005	Hsu	D13/110

FIG. 2 is a rear view of the orange and black cellular
telephone charger power cord.

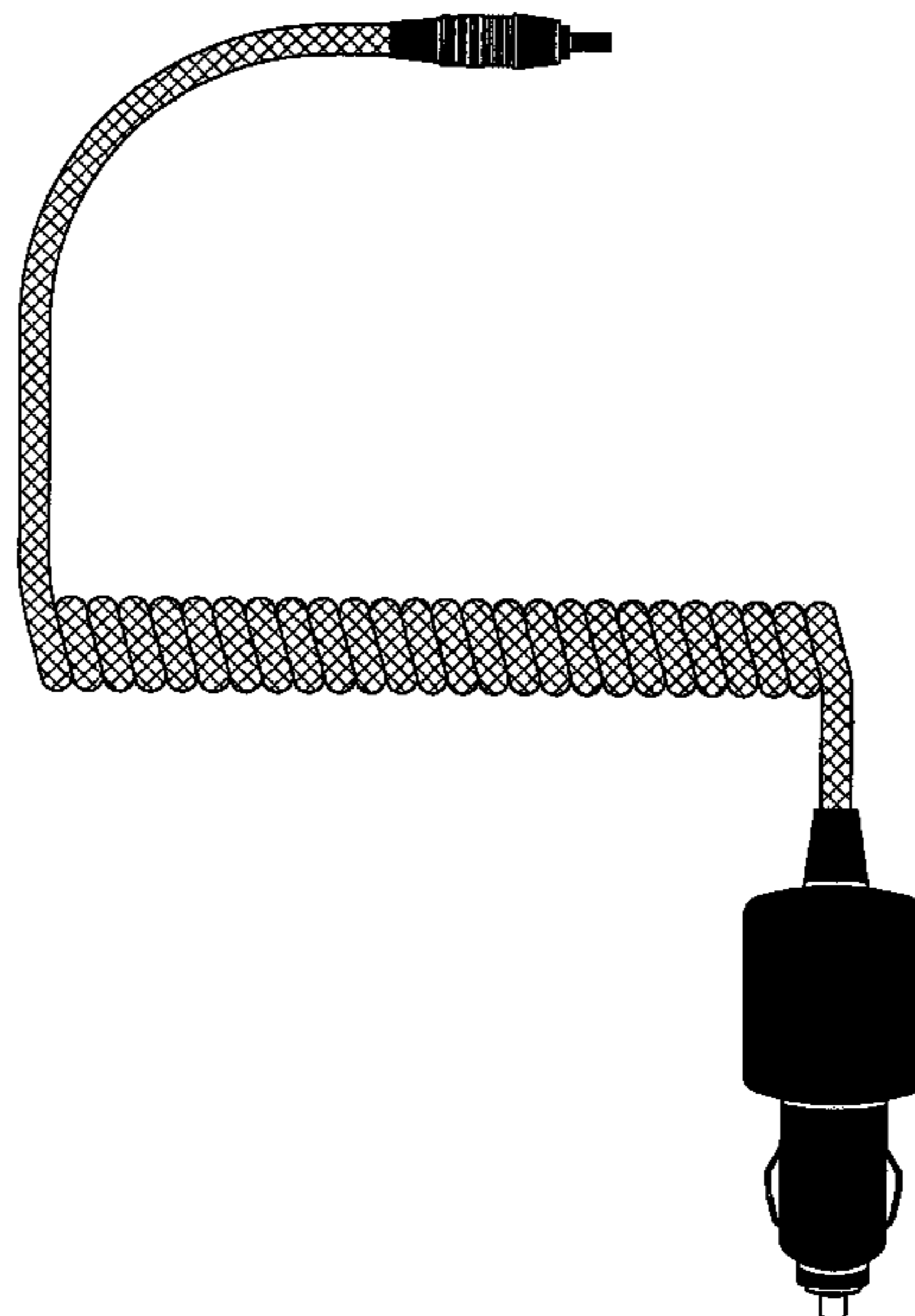
FIG. 3 is a front view of the orange and black cellular
telephone charger power cord.

FIG. 4 is left side view of the orange and black cellular
telephone charger power cord; and,

FIG. 5 is a right side view of the orange and black cellular
telephone charger power cord.

The drawings have been lined to indicate the colors orange
and black.

1 Claim, 3 Drawing Sheets



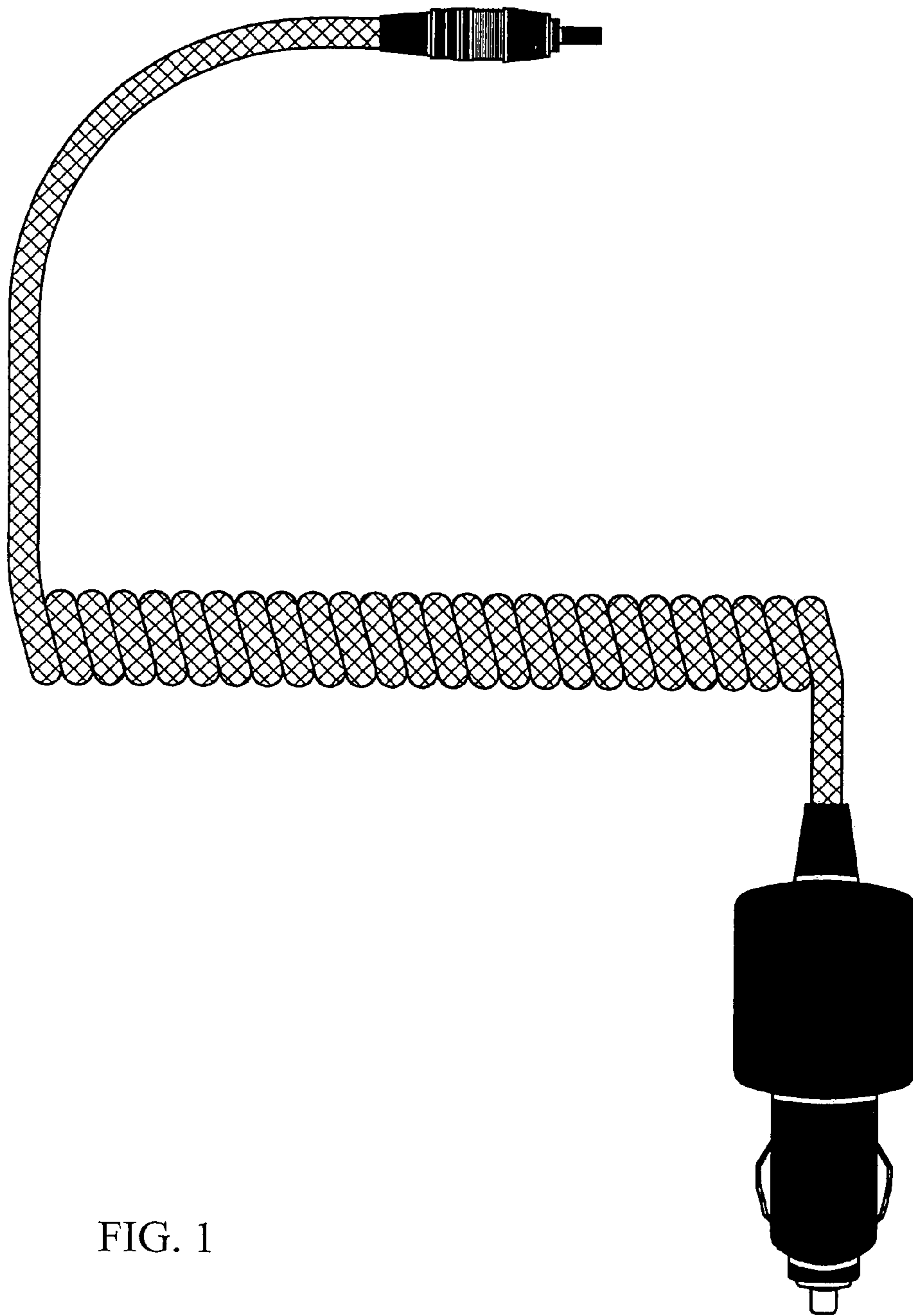


FIG. 1




FIG. 2




FIG. 3




FIG. 4




FIG. 5