



US00D569335S

(12) **United States Design Patent**  
**Lee**

(10) **Patent No.:** **US D569,335 S**

(45) **Date of Patent:** **\*\* \*May 20, 2008**

(54) **TIRE FOR A CAR**

D450,034 S \* 11/2001 Kajikawa ..... D12/605  
D481,988 S \* 11/2003 Wachendorf ..... D12/500

(75) Inventor: **Si-On Lee**, Jeonju-si (KR)

\* cited by examiner

(73) Assignee: **Kumho Tire Co., Inc.**, Gwangan-Gu (KR)

*Primary Examiner*—Robert M. Spear

*Assistant Examiner*—Katrina A Kile

(\*\*) Term: **14 Years**

(74) *Attorney, Agent, or Firm*—Baker & Hostetler LLP

(21) Appl. No.: **29/253,744**

(57) **CLAIM**

(22) Filed: **Feb. 13, 2006**

The ornamental design for a tire for a car, as shown and described.

(51) **LOC (8) Cl.** ..... **12-15**

(52) **U.S. Cl.** ..... **D12/605**

(58) **Field of Classification Search** ..... D12/208,  
D12/213, 500, 501, 503, 605; D7/396.4,  
D7/396.5, 588; 152/523, 524, DIG. 12  
See application file for complete search history.

**DESCRIPTION**

FIG. 1 is a perspective view of a tire for a car, showing my new design;

FIG. 2 is a left side view thereof; and,

FIG. 3 is a right side view thereof.

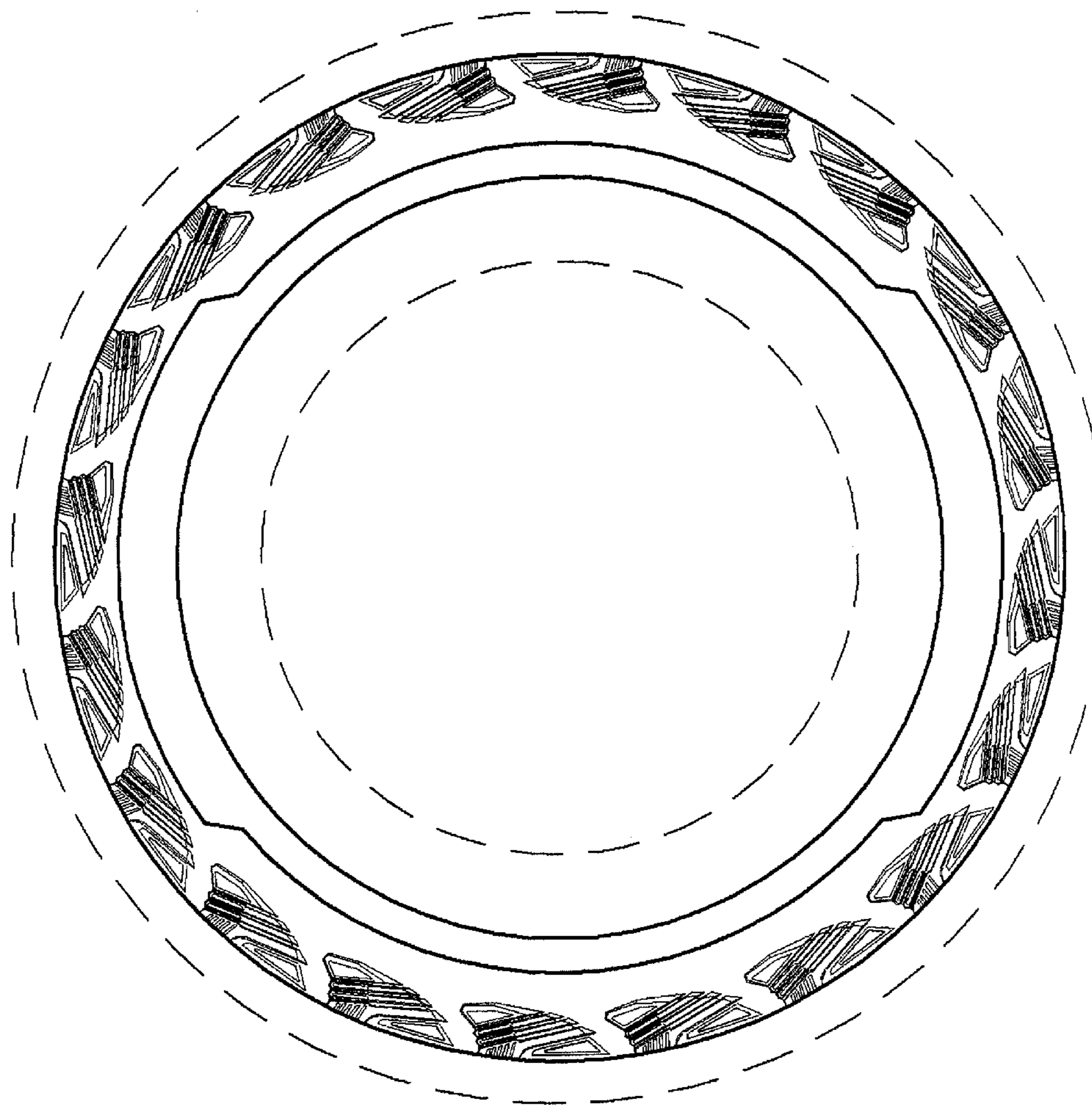
The broken lines in the drawings represent environmental subject matter and form no part of the claimed design.

(56) **References Cited**

**U.S. PATENT DOCUMENTS**

D327,810 S \* 7/1992 Unger ..... D7/396.5  
D449,576 S \* 10/2001 Kajikawa ..... D12/605

**1 Claim, 3 Drawing Sheets**



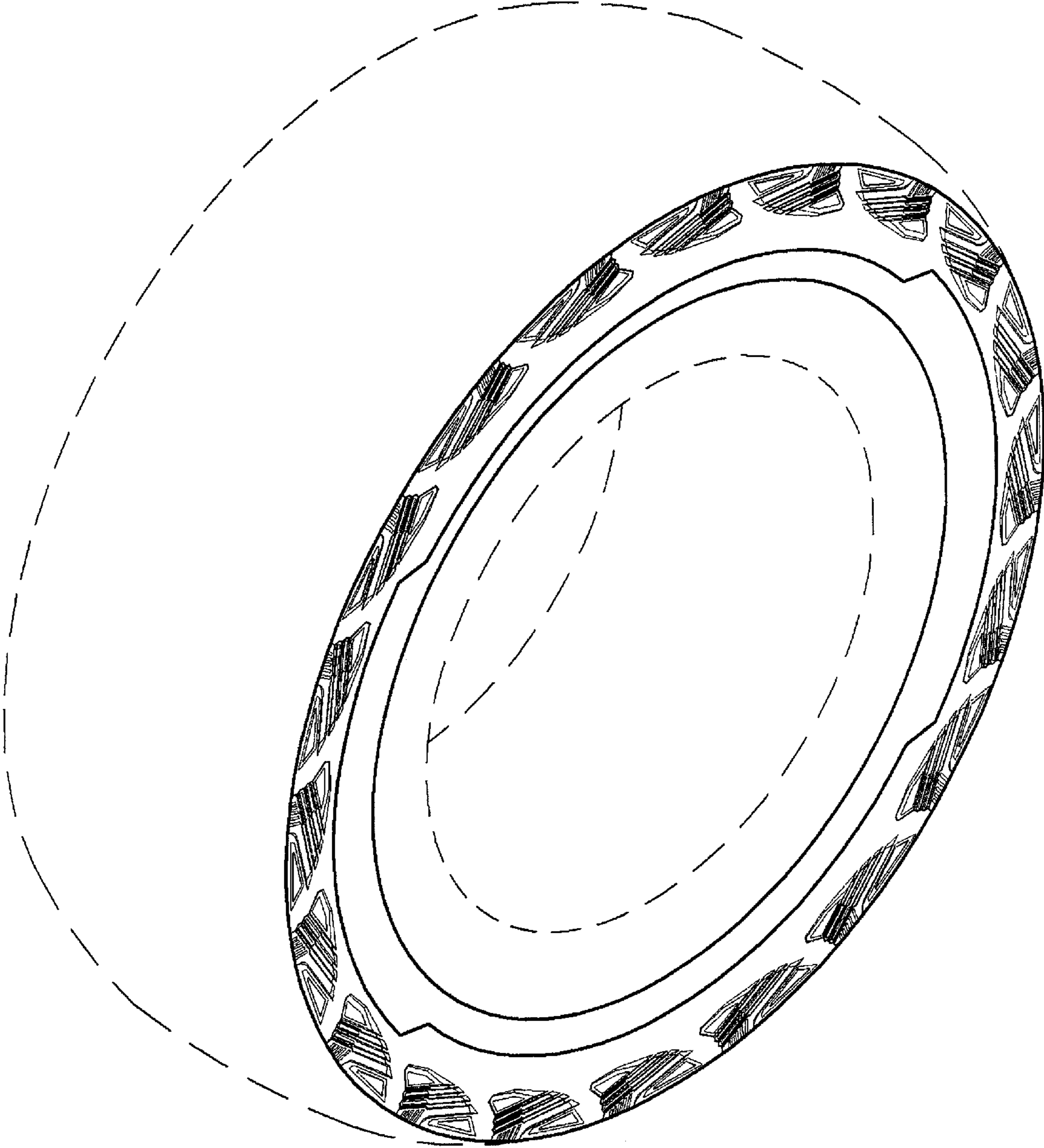


FIG. 1




FIG. 2

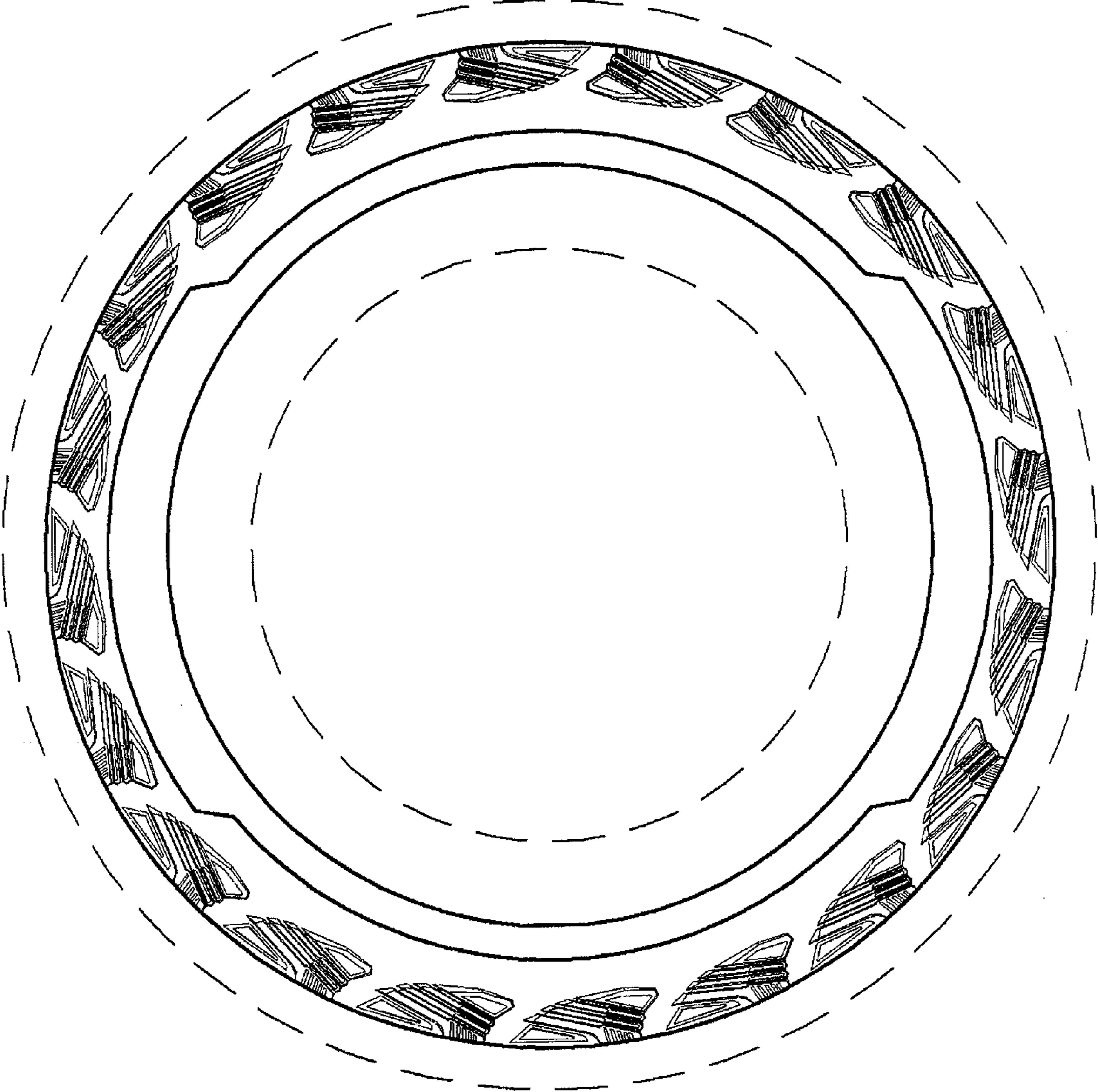


FIG. 3