



US00D569321S

(12) **United States Design Patent**  
**Stevens**

(10) **Patent No.:** **US D569,321 S**

(45) **Date of Patent:** **\*\* May 20, 2008**

(54) **WHEEL**

(76) **Inventor:** **Joshua Stevens**, 2714 Renegade Dr.,  
Apt. 204, Orlando, FL (US) 32818

(\*\*) **Term:** **14 Years**

(21) **Appl. No.:** **29/296,386**

(22) **Filed:** **Oct. 18, 2007**

(51) **LOC (8) Cl.** ..... **12-16**

(52) **U.S. Cl.** ..... **D12/209; D12/204**

(58) **Field of Classification Search** ..... D12/204-213;  
301/37.101, 64.101, 65, 64.201, 37.35  
See application file for complete search history.

(56) **References Cited**

**U.S. PATENT DOCUMENTS**

D495,647 S	*	9/2004	Cochran	.....	D12/209
D499,063 S	*	11/2004	Miansian	.....	D12/213
D511,130 S	*	11/2005	McCowin	.....	D12/209
D512,010 S		11/2005	Huang		
6,964,454 B1		11/2005	Miansian et al.		

D530,655 S	*	10/2006	Starling et al.	.....	D12/204
D533,493 S	*	12/2006	Starling et al.	.....	D12/204
D551,608 S	*	9/2007	Humphrey et al.	.....	D12/204
D557,649 S	*	12/2007	Schulisi	.....	D12/209
2005/0067880 A1		3/2005	Buhler et al.		
2005/0116530 A1		6/2005	Simpson		
2005/0206218 A1		9/2005	Clifford et al.		
2006/0049685 A1		3/2006	Fultz et al.		

\* cited by examiner

*Primary Examiner*—Stacia Cadmus


(57) **CLAIM**

The ornamental design for wheel, as shown and described.

**DESCRIPTION**

FIG. 1 is a front view of the wheel, showing my new design;  
FIG. 2 is a rear view thereof;  
FIG. 3 is a side view thereof; and,  
FIG. 4 is a perspective view thereof.

**1 Claim, 3 Drawing Sheets**






FIG. 1

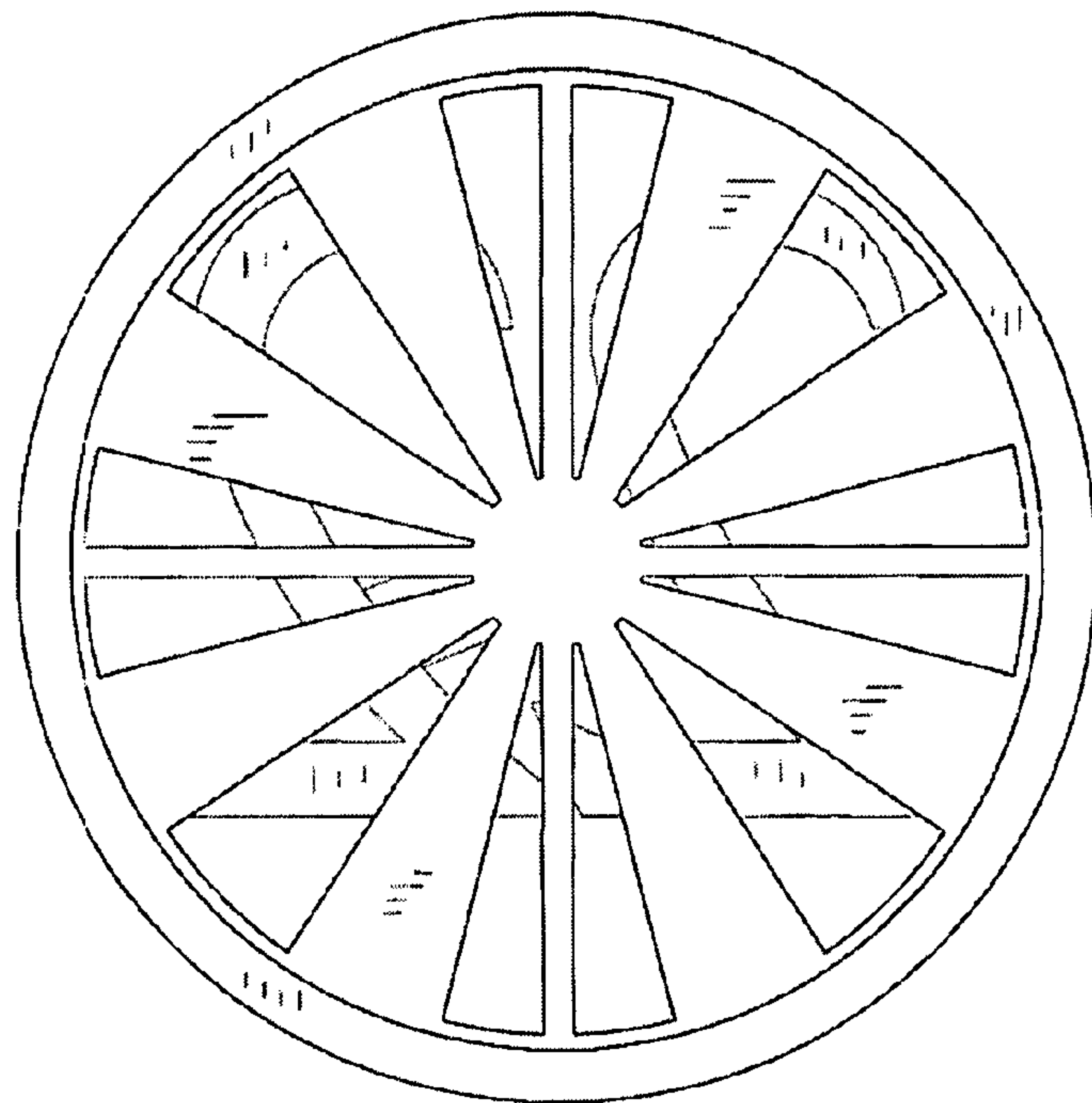


FIG. 2




FIG. 3

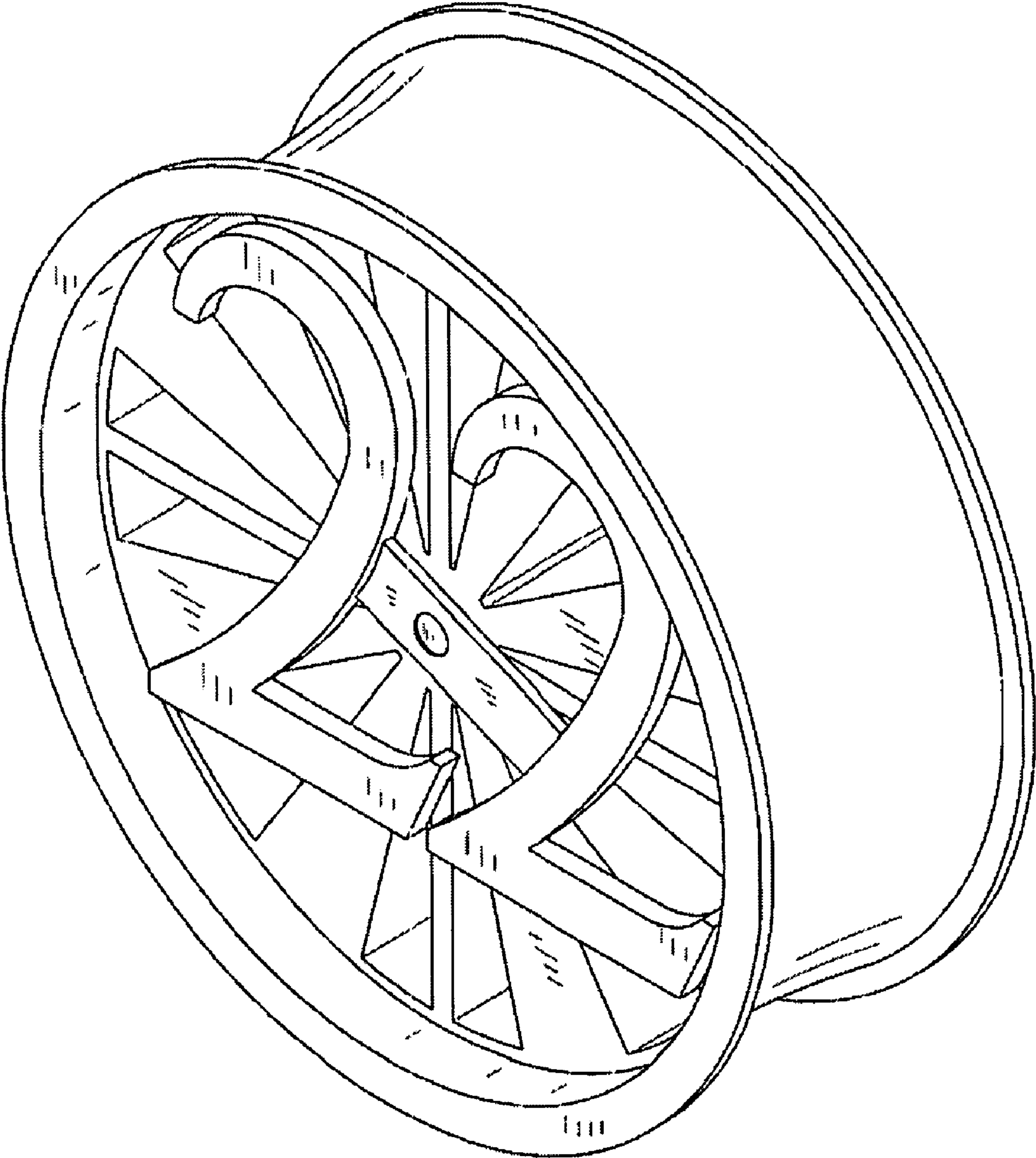


FIG. 4