

US00D569311S

(12) **United States Design Patent**  
**Ainsworth et al.**

(10) **Patent No.:** **US D569,311 S**

(45) **Date of Patent:** **\*\* May 20, 2008**

(54) **MOTORCYCLE**

(75) Inventors: **Alan Ainsworth**, Leicester (GB); **Bruce Renfrew**, Leicester (GB); **Balraj Ghataore**, Coventry (GB); **Barry Curtis Hall**, SLD Station Road, North Hykeham, Lincoln (GB) LNG 3DA

(73) Assignee: **Barry Curtis Hall**, Lincoln (GB)

(\*\*) Term: **14 Years**

(21) Appl. No.: **29/277,814**

(22) Filed: **Mar. 9, 2007**

(30) **Foreign Application Priority Data**

Nov. 3, 2006 (EM) ..... 000615968-0002

(51) **LOC (8) Cl.** ..... **12-11**

(52) **U.S. Cl.** ..... **D12/110**

(58) **Field of Classification Search** ..... D12/110;  
180/219

See application file for complete search history.

(56) **References Cited**

**U.S. PATENT DOCUMENTS**

D497,330 S \* 10/2004 Fukuyama et al. .... D12/110

D500,712 S \* 1/2005 Kudo et al. .... D12/110

D513,481 S \* 1/2006 Lin ..... D12/110

D535,587 S \* 1/2007 Yin et al. .... D12/110

\* cited by examiner

*Primary Examiner*—Cathron Brooks

*Assistant Examiner*—Linda Brooks

(74) *Attorney, Agent, or Firm*—Sommer Barnard PC

(57) **CLAIM**

We claim the ornamental design for a motorcycle, as shown and described.

**DESCRIPTION**

FIG. 1 is a front view illustrating our new motorcycle design;

FIG. 2 is a front, perspective, left-hand side view thereof;

FIG. 3 is a left-hand side view thereof;

FIG. 4 is a top view thereof;

FIG. 5 is a rear, perspective, left-hand side view thereof; and,

FIG. 6 is a right-hand side view thereof.

**1 Claim, 6 Drawing Sheets**




Fig 1

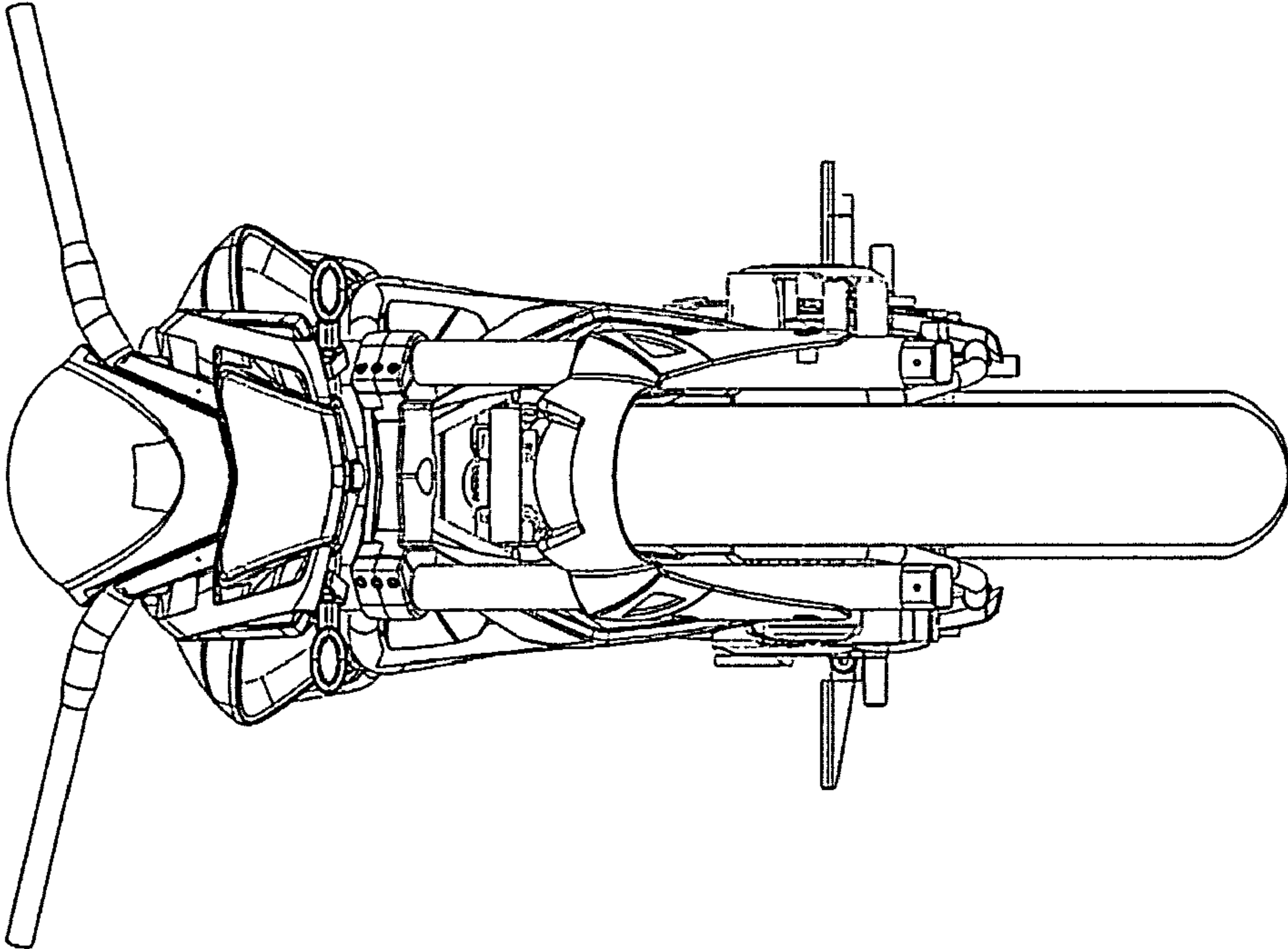


Fig 2

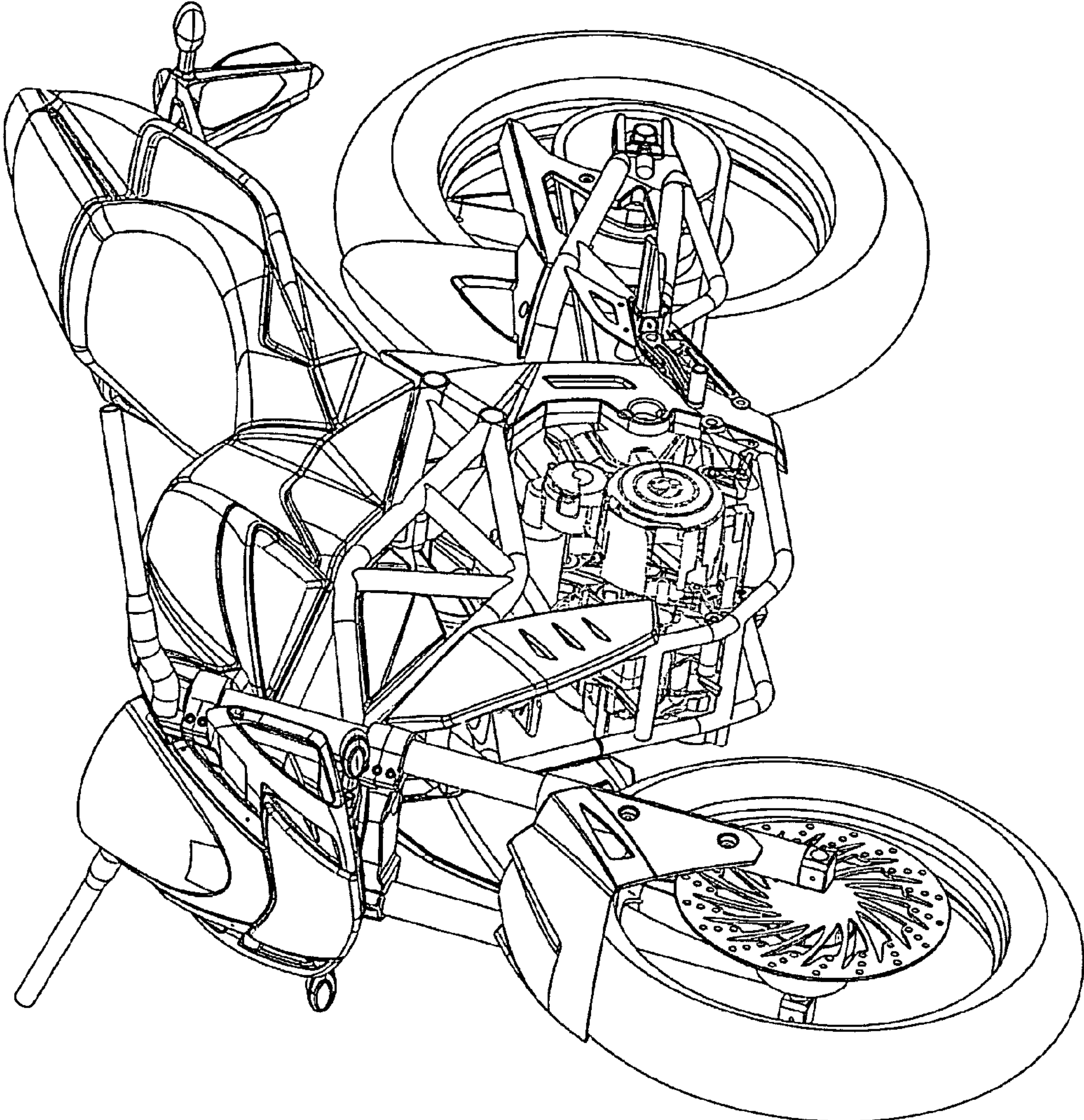




Fig 3

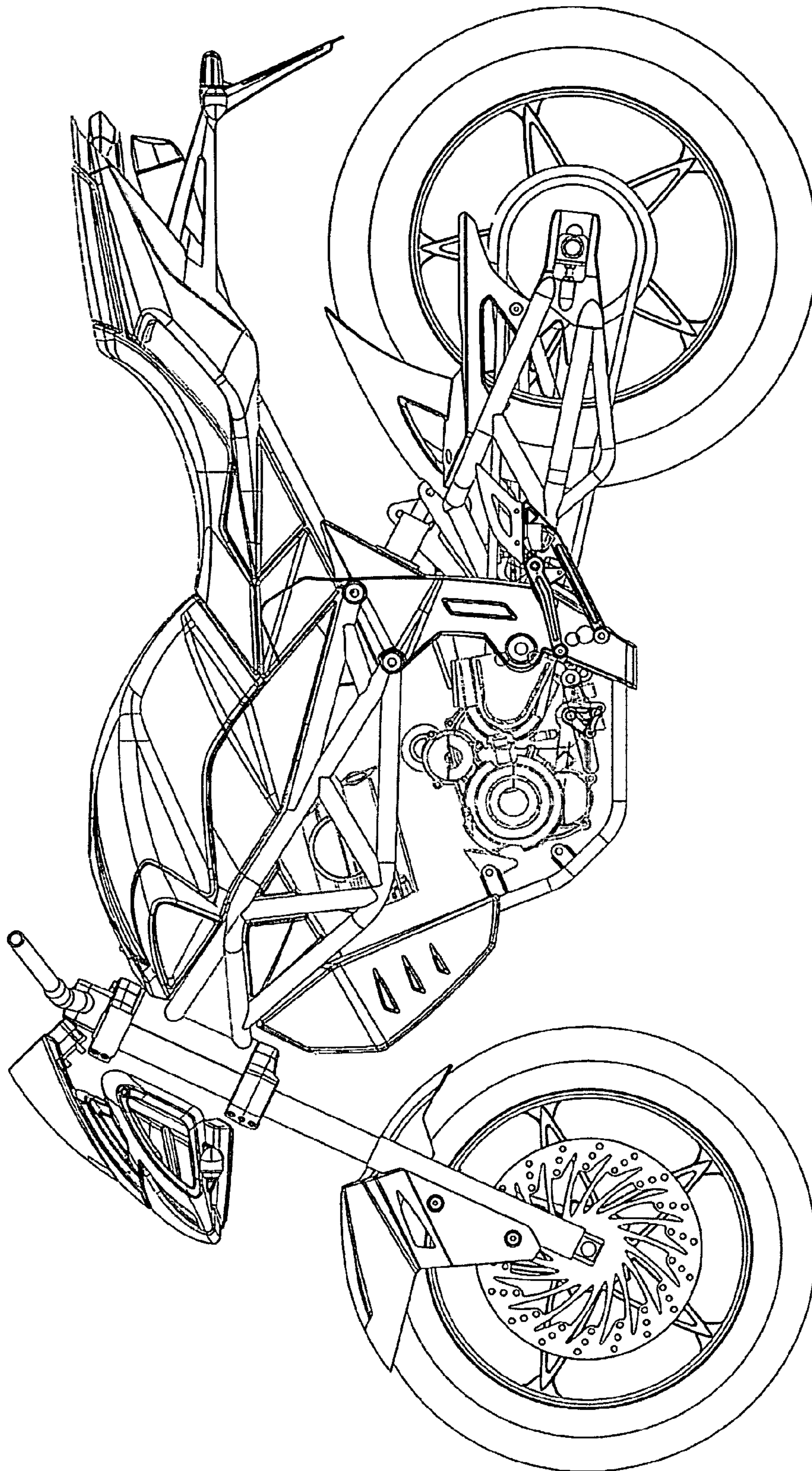


Fig 4

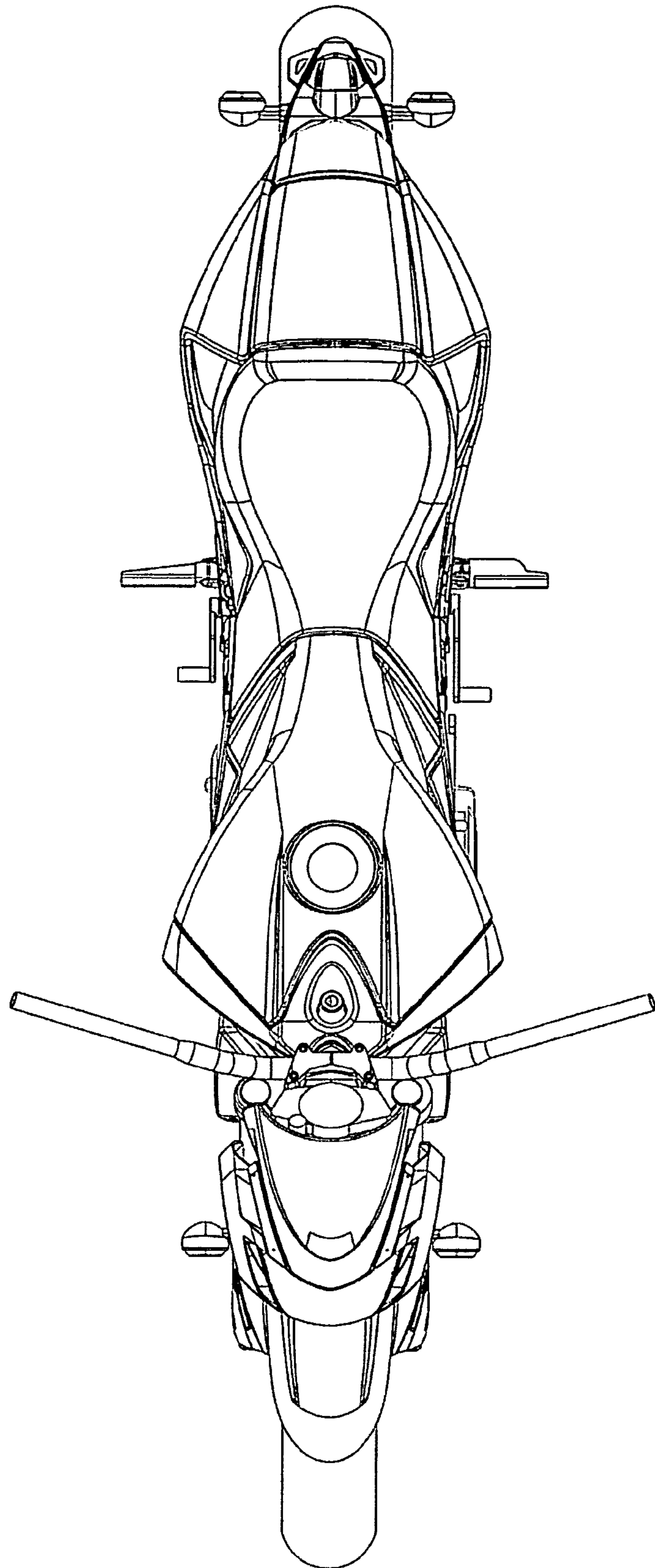




Fig 5




Fig 6

