



US00D569309S

(12) **United States Design Patent**
Gueorguiev

(10) **Patent No.:** **US D569,309 S**

(45) **Date of Patent:** **** May 20, 2008**

(54) **BODY SHELL FOR TWO SEAT VEHICLE**

D446,168 S * 8/2001 Boyanich, Sr. D12/92
D522,918 S * 6/2006 Khouri et al. D12/92

(76) Inventor: **Daniel D. Gueorguiev**, 1443 E.
Sunnyslope La., Phoenix, AZ (US)
85020

* cited by examiner

Primary Examiner—Melody N. Brown
(74) *Attorney, Agent, or Firm*—Cahill, von Hellens &
Glazer, P.L.C.

(**) Term: **14 Years**

(21) Appl. No.: **29/275,566**

(57) **CLAIM**

(22) Filed: **Dec. 29, 2006**

The ornamental design for a body shell for two seat vehicle,
as shown and described.

(51) **LOC (8) Cl.** **12-08**

(52) **U.S. Cl.** **D12/92**

(58) **Field of Classification Search** D12/86-88,
D12/92; D21/424, 433, 548-550; 296/185
See application file for complete search history.

DESCRIPTION


(56) **References Cited**

U.S. PATENT DOCUMENTS

- D84,020 S * 4/1931 Widman D12/92
- D89,787 S * 5/1933 Northup D12/91
- D93,952 S * 11/1934 Theobald D12/92
- D95,303 S * 4/1935 Andrade D12/92
- D380,420 S * 7/1997 Croteau D12/91
- D391,900 S * 3/1998 Skoog D12/91
- D444,736 S * 7/2001 Schuttera et al. D12/92

FIG. 1 is a front, top and right side perspective view of a
body shell for two seat vehicle showing my new design;
FIG. 2 is a rear, right side and top perspective view thereof;
FIG. 3 is a right side elevational view thereof, the left side
elevational view being a mirror image thereof
FIG. 4 is a top plan view thereof;
FIG. 5 is a front plan view thereof; and,
FIG. 6 is a rear elevational view thereof.

1 Claim, 2 Drawing Sheets






Fig. 1

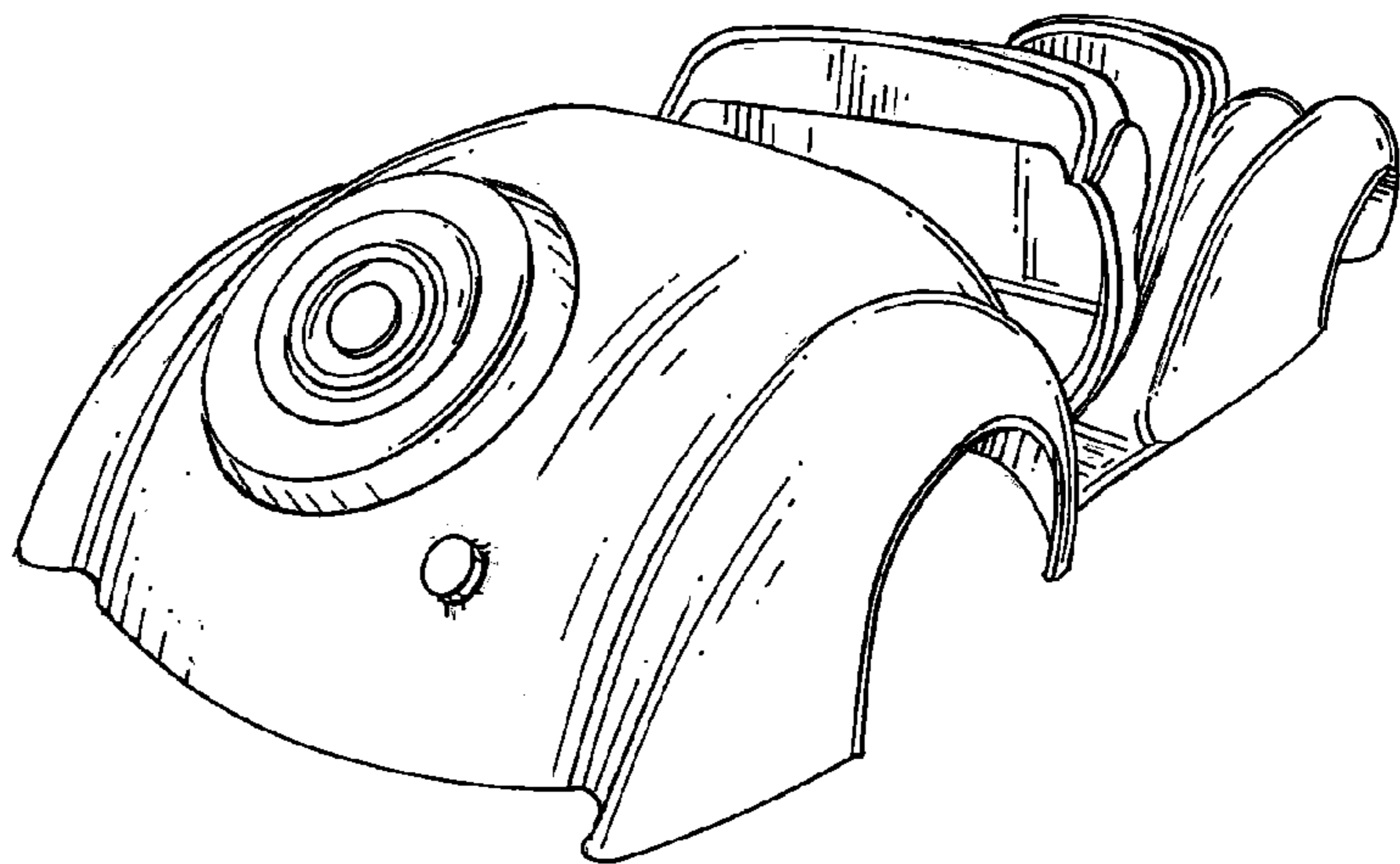


Fig. 2

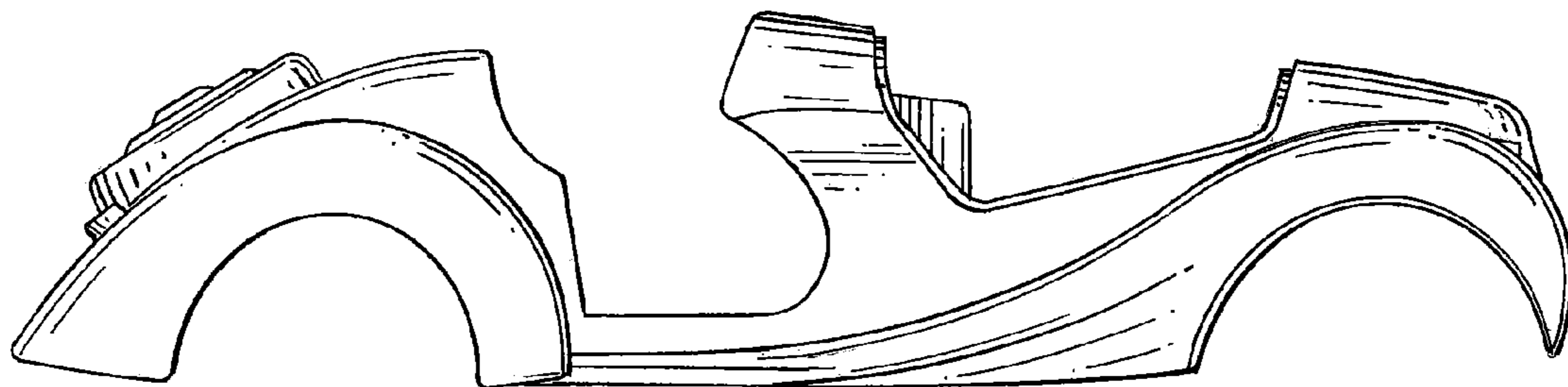


Fig. 3

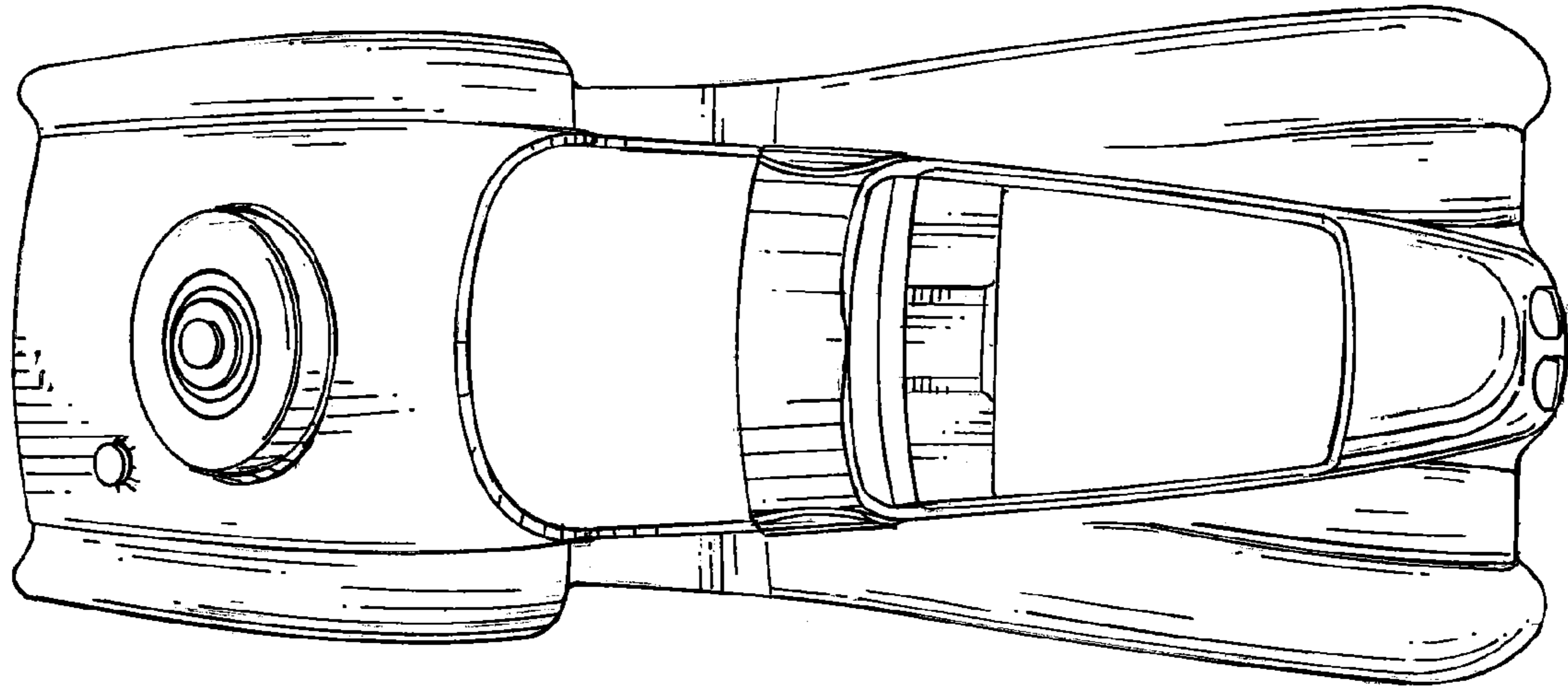


Fig. 4




Fig. 5




Fig. 6