

US00D569300S

(12) **United States Design Patent**
Glinberg

(10) **Patent No.:** **US D569,300 S**

(45) **Date of Patent:** **** May 20, 2008**

(54) **COMBINED CROSS AND STAR EMBLEM**

D301,211 S * 5/1989 Kian D11/41
D302,533 S * 8/1989 Hagee D11/104
D319,415 S * 8/1991 Johnston D11/101

(76) Inventor: **Harry Glinberg**, 2675 N. Mayfair Rd.,
Wauwatosa, WI (US) 53266

* cited by examiner

(**) Term: **14 Years**

Primary Examiner—R. Seifert

(21) Appl. No.: **29/278,412**

(74) *Attorney, Agent, or Firm*—Moss & Barnett, P.A.

(22) Filed: **Mar. 28, 2007**

(57) **CLAIM**

(51) **LOC (8) Cl.** **11-03**

The ornamental design for a combined cross and star emblem, as shown and described.

(52) **U.S. Cl.** **D11/96**

(58) **Field of Classification Search** D11/1-2,
D11/40-41, 43-50, 53, 56, 60, 63, 65, 67,
D11/75-78.1, 86, 89, 95-105, 108-109, 115-116;
63/1.11, 1.12, 1.13, 1.14, 1.16, 1.18, 13, 14.1,
63/35, 38, 39

DESCRIPTION

See application file for complete search history.

FIG. 1 is a front perspective view of a combined cross and star emblem.

FIG. 2 is a front elevational view of a combined cross and star emblem.

(56) **References Cited**


FIG. 3 is a side view of a combined cross and star emblem. The opposite and lateral sides are the same view; and,

U.S. PATENT DOCUMENTS

FIG. 4 is a rear elevational view of a combined cross and star emblem.

D246,607 S 12/1977 Radisich
4,164,087 A * 8/1979 Crownover 40/492
D258,544 S 3/1981 Benedetto
D299,579 S 1/1989 Jones

1 Claim, 2 Drawing Sheets






FIG. 1




FIG. 2

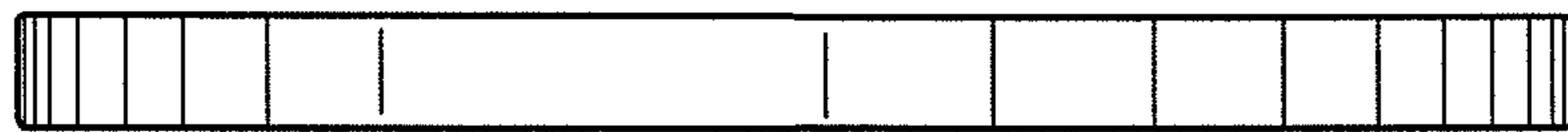


FIG. 3

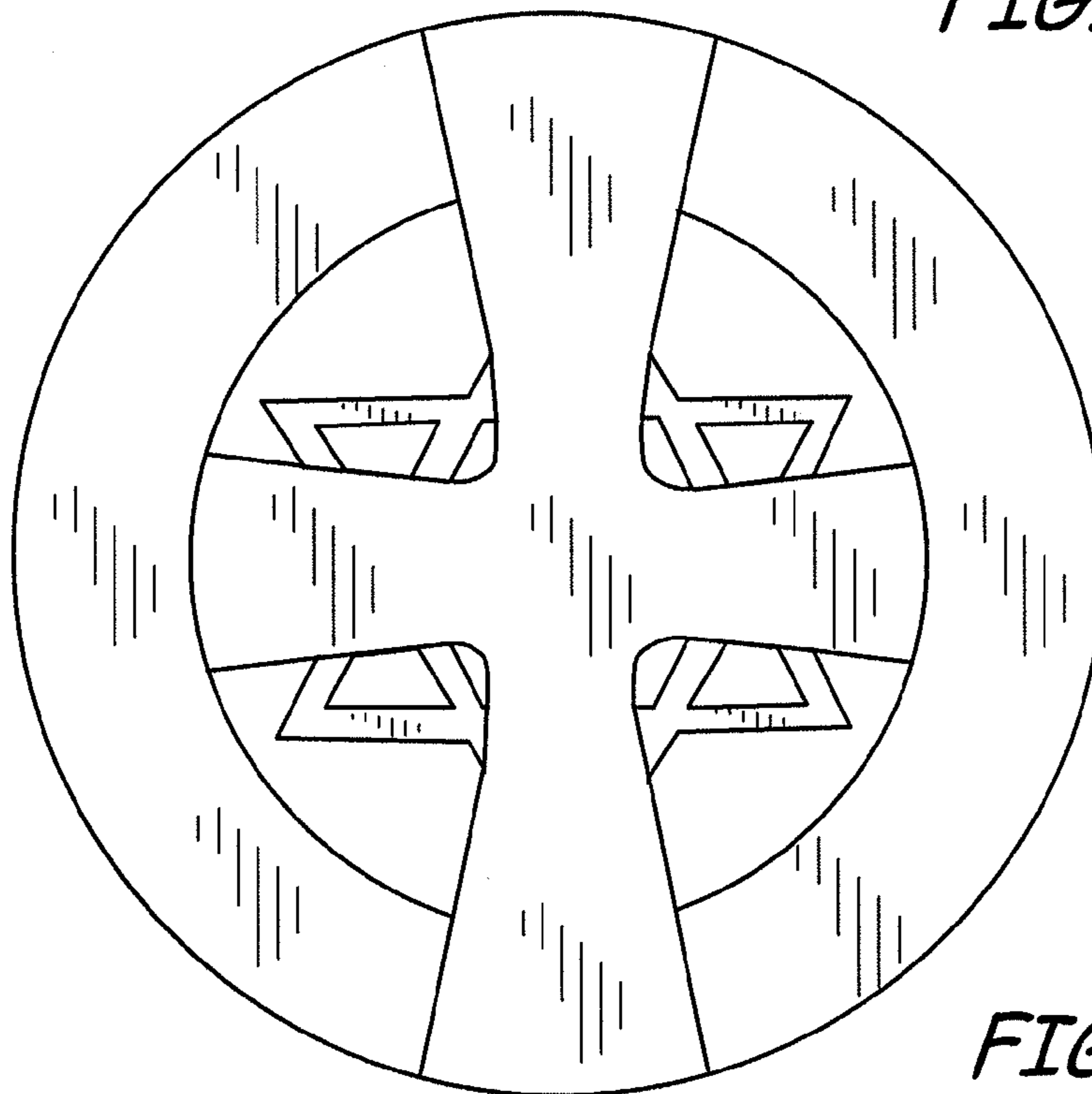


FIG. 4