



US00D569294S

(12) **United States Design Patent**
Bonoli

(10) **Patent No.:** **US D569,294 S**

(45) **Date of Patent:** **** May 20, 2008**

(54) **RING**

(75) Inventor: **Massimiliano Bonoli**, Forli-Cesena (IT)

(73) Assignee: **Cielo S.r.l.**, Vicenza (IT)

(**) Term: **14 Years**

(21) Appl. No.: **29/263,010**

(22) Filed: **Jul. 14, 2006**

(51) **LOC (8) Cl.** **11-01**

(52) **U.S. Cl.** **D11/26**

(58) **Field of Classification Search** D11/26-93,
D11/3; 63/15, 15.1-15.4, 15.45, 15.5, 15.6,
63/15.65, 15.7, 26-27

See application file for complete search history.

(56) **References Cited**

U.S. PATENT DOCUMENTS

7,178,365 B2 * 2/2007 Pitaniello 63/15

OTHER PUBLICATIONS

Lori Talcott, Rings 2002. p. 102. 1000 Rings. 2004.*

Tone Vigeland, Ring III, 1981. p. 179. 1000 Rings. 2004.*

Abigail Saak, Staple Yourself, 2003. p. 274. 1000 Rings, 2004.*

Patty L. Cokus, Ariculated Frusta: Phonograph Ring, 2002. p. 360.
1000 Rings, 2004.*

* cited by examiner

Primary Examiner—Ian Simmons

Assistant Examiner—Melanie Levy

(74) *Attorney, Agent, or Firm*—James V. Costigan; Hedman
& Costigan, P.C.

(57) **CLAIM**

The ornamental design for a ring, as shown and described.

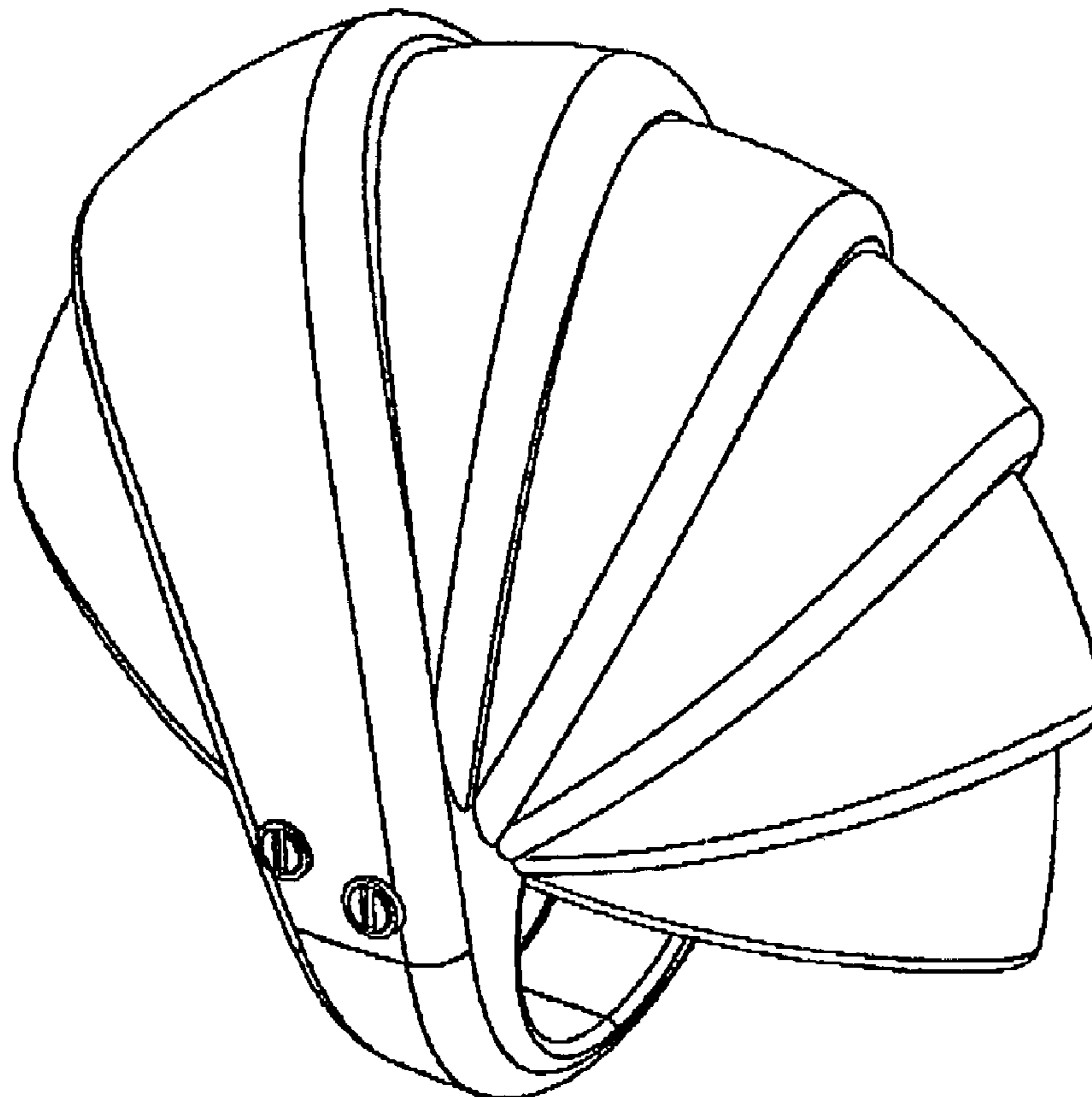
DESCRIPTION

FIG. 1 is a right side view of the ring showing my new design, the left side being a mirror image thereof;

FIG. 2 is a top plan view thereof; and,

FIG. 3 is an upper left perspective view.

1 Claim, 3 Drawing Sheets



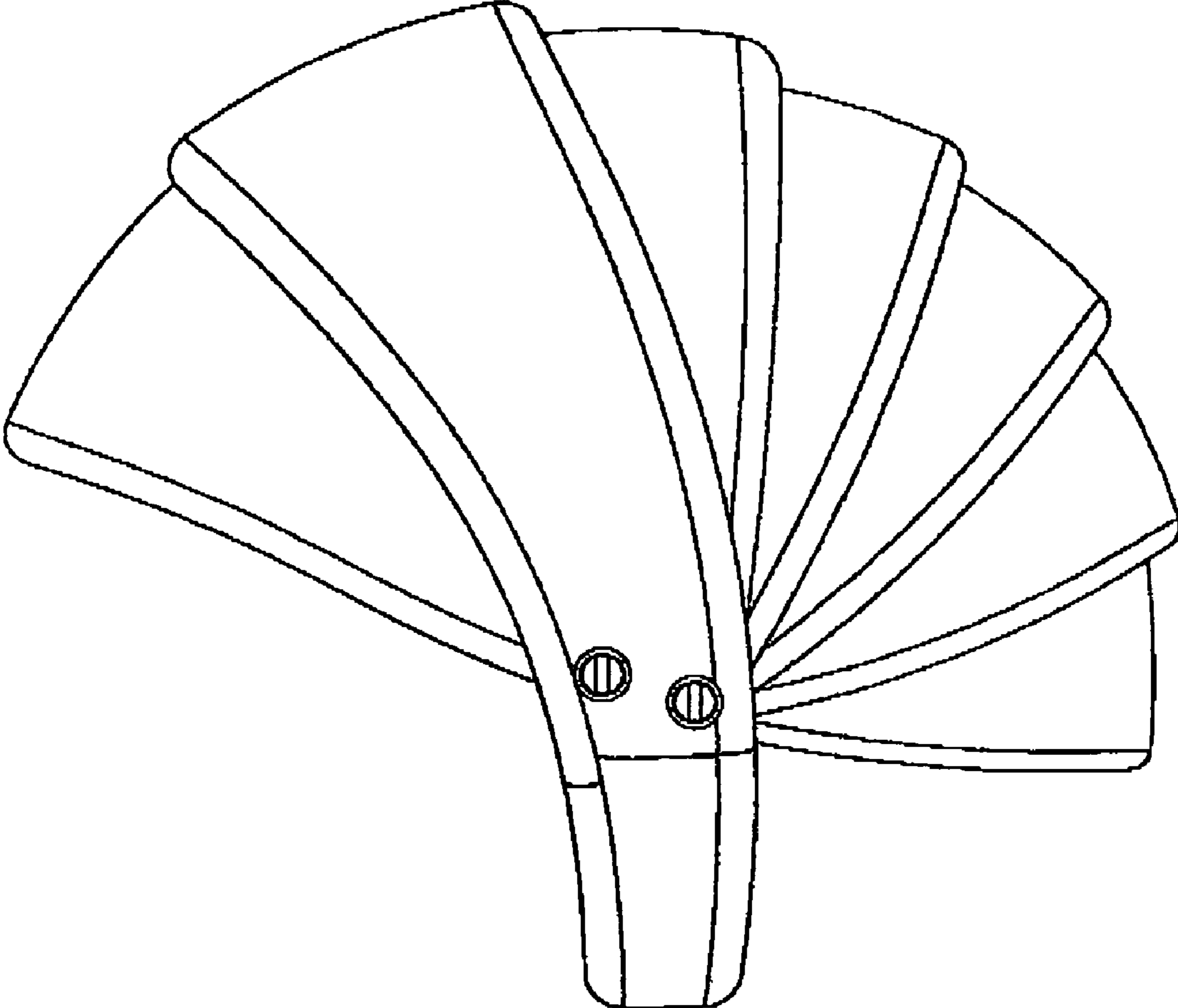


FIG. 1

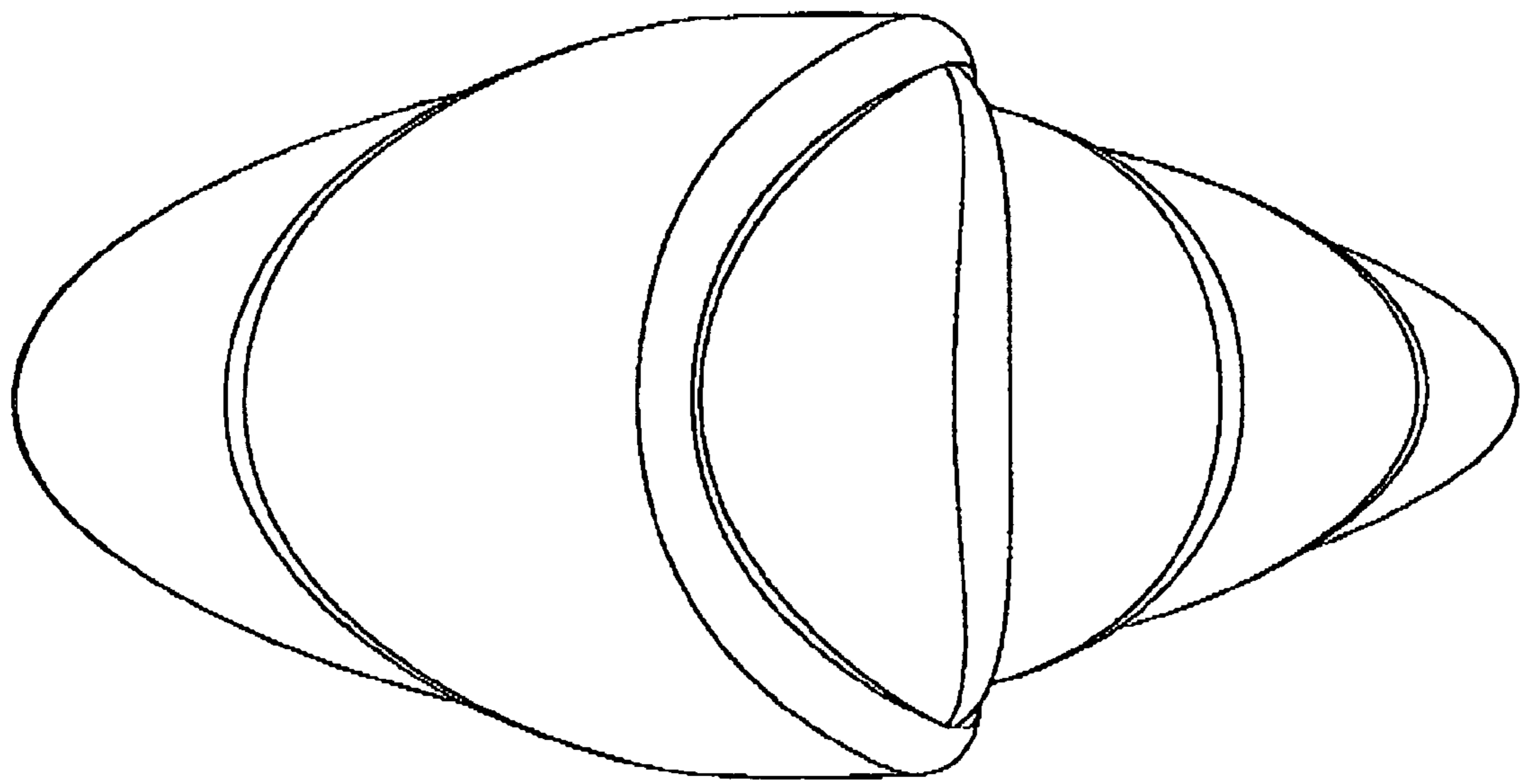


FIG. 2

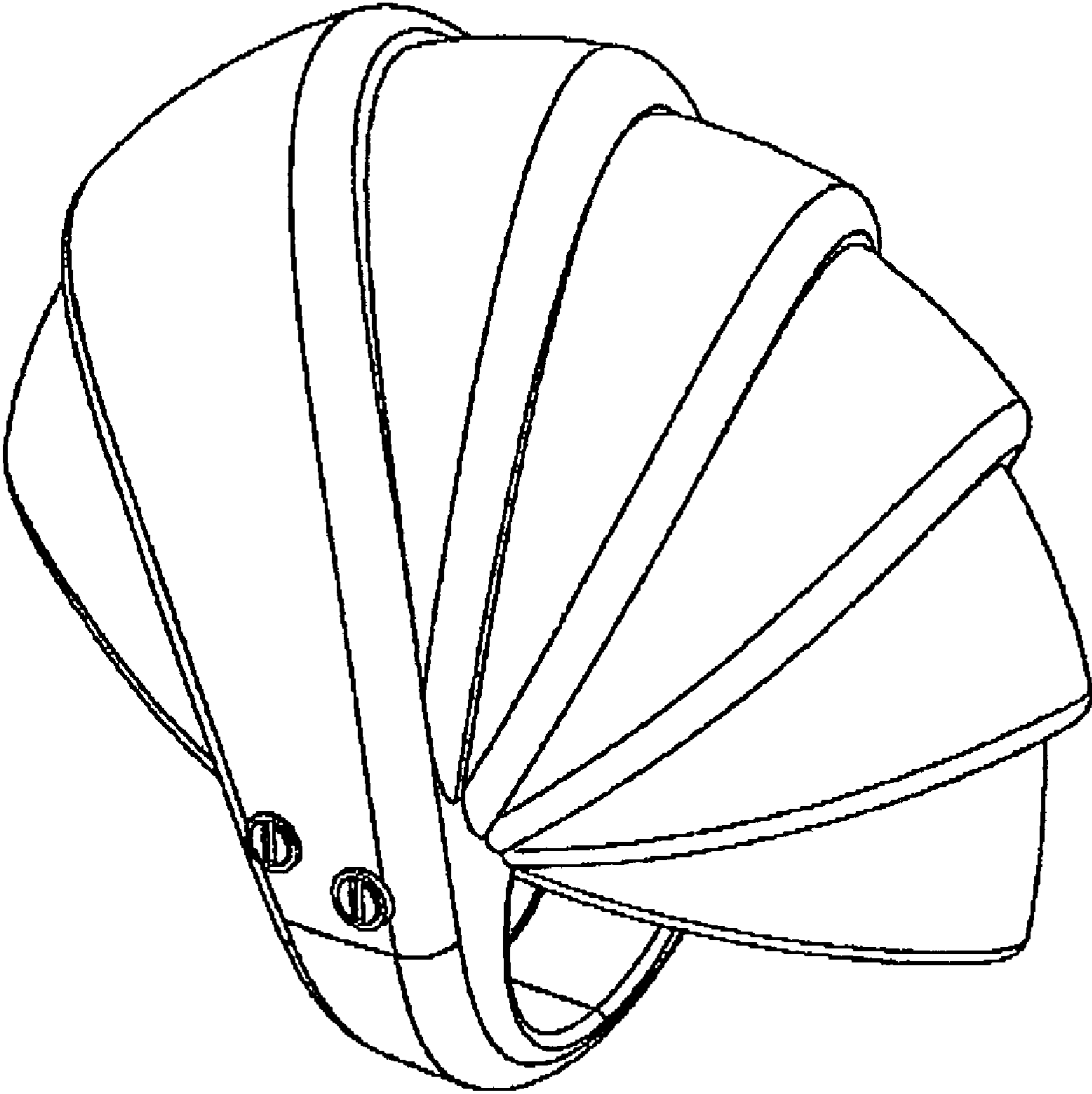


FIG. 3