

US00D569290S

(12) **United States Design Patent**
Kennedy et al.

(10) **Patent No.:** **US D569,290 S**

(45) **Date of Patent:** **** May 20, 2008**

(54) **ENCLOSURE FOR A PERSONAL
EMERGENCY WARNING DEVICE**

(75) Inventors: **Michael E. Kennedy**, Victoria (CA);
Damon H. Langlois, Victoria (CA)

(73) Assignee: **Porch Dog Designs, Inc.**, Victoria, BC
(CA)

(**) Term: **14 Years**

(21) Appl. No.: **29/271,216**

(22) Filed: **Jan. 12, 2007**

(51) **LOC (8) Cl.** **10-05**

(52) **U.S. Cl.** **D10/104**

(58) **Field of Classification Search** D10/104,
D10/114, 49, 68; D14/154, 158, 160, 163,
D14/164, 165, 156, 167; 340/539.1
See application file for complete search history.

(56) **References Cited**

U.S. PATENT DOCUMENTS

D250,473 S	*	12/1978	Kadota	D14/165
D251,782 S	*	5/1979	Culbertson	D14/165
D264,332 S	*	5/1982	Nakayama	D14/165
D385,274 S	*	10/1997	Shimobayashi	D14/154
D389,074 S		1/1998	Chan		
D412,452 S		8/1999	Chan		
D450,309 S	*	11/2001	Ishii et al.	D14/167
D460,364 S		7/2002	Chan		
D493,779 S	*	8/2004	Lee	D14/156
D498,148 S		11/2004	Chan		
D498,149 S		11/2004	Chan		
D498,150 S		11/2004	Chan		
D498,427 S		11/2004	Chan		

D498,428 S		11/2004	Chan		
D510,334 S	*	10/2005	Isono	D14/167
D517,522 S	*	3/2006	Tajima	D14/167
D533,861 S	*	12/2006	Amano	D14/167
D538,779 S	*	3/2007	Nohara	D14/167
2005/0174233 A1	*	8/2005	Kennedy et al.	340/539.1

* cited by examiner

Primary Examiner—Robert M. Spear

Assistant Examiner—George D Kirschbaum

(74) *Attorney, Agent, or Firm*—Charles W. Bethards

(57) **CLAIM**

The ornamental design for an enclosure for a personal emergency warning device, as shown and described.

DESCRIPTION

FIG. 1 is a perspective view of the top, right and front side of an enclosure for a personal emergency warning device, showing our new design;

FIG. 2 is a front plan view thereof;

FIG. 3 is a back plan view thereof;

FIG. 4 is a right side elevation view thereof;

FIG. 5 is a left side elevation view thereof;

FIG. 6 is a top side view thereof;


FIG. 7 is a bottom side view thereof;

FIG. 8 is a right, front view showing the design in an alternate position thereof; and,

FIG. 9 is a top left rear perspective view thereof.

The broken lines in the drawings represent unclaimed environmental subject matter.

1 Claim, 6 Drawing Sheets






Fig. 1

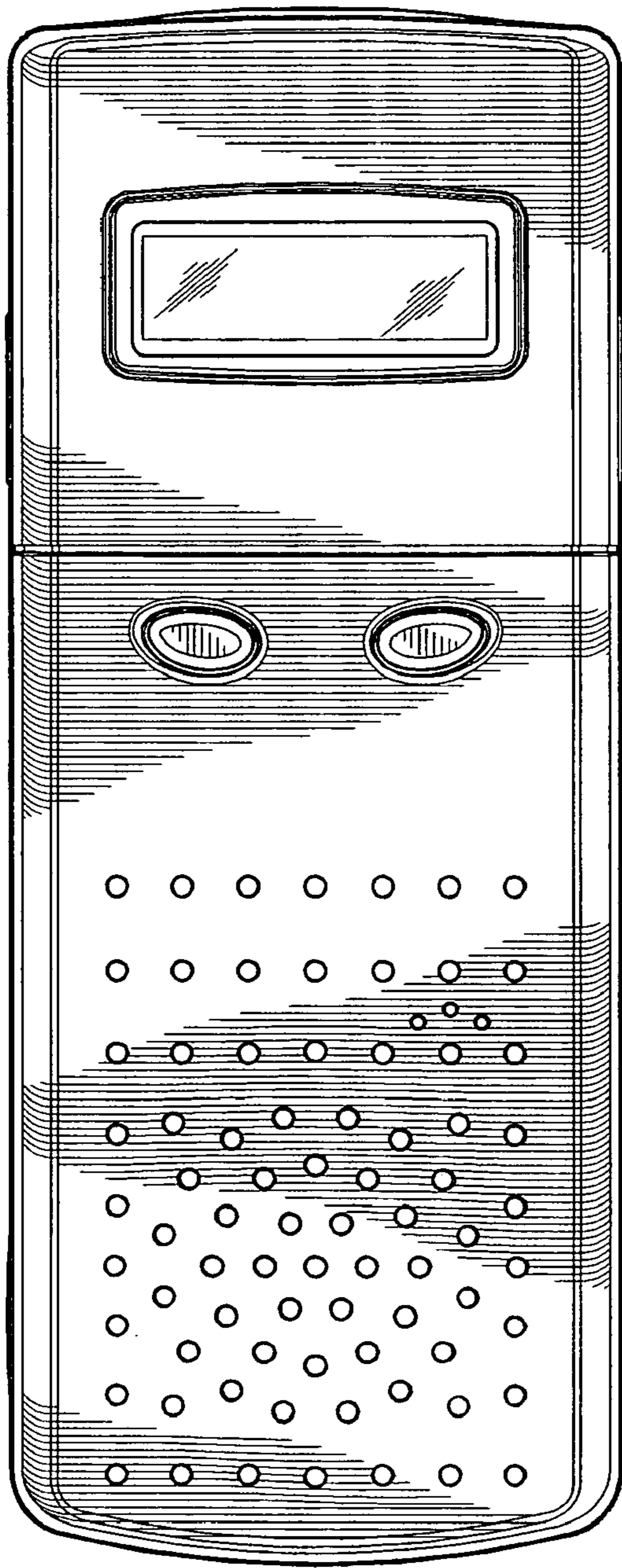


Fig. 2

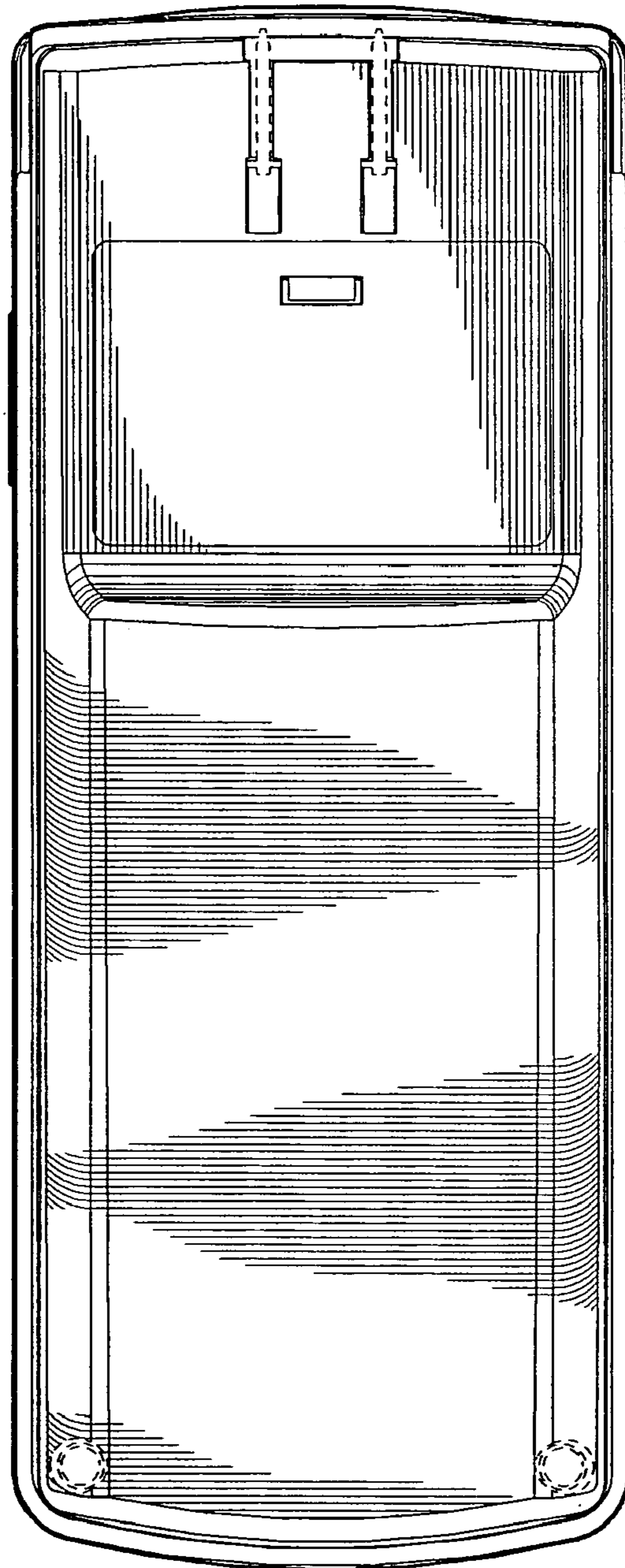


Fig. 3

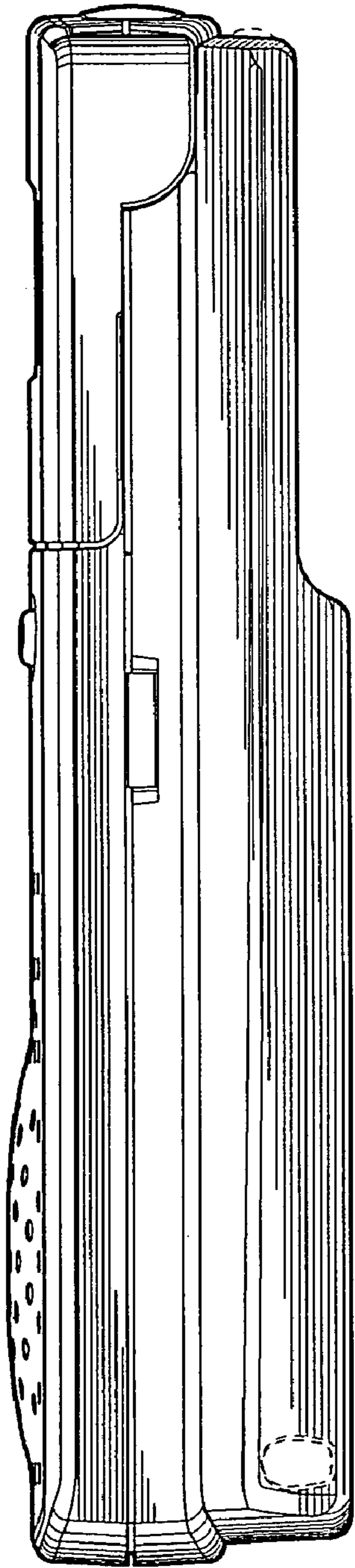


Fig. 4

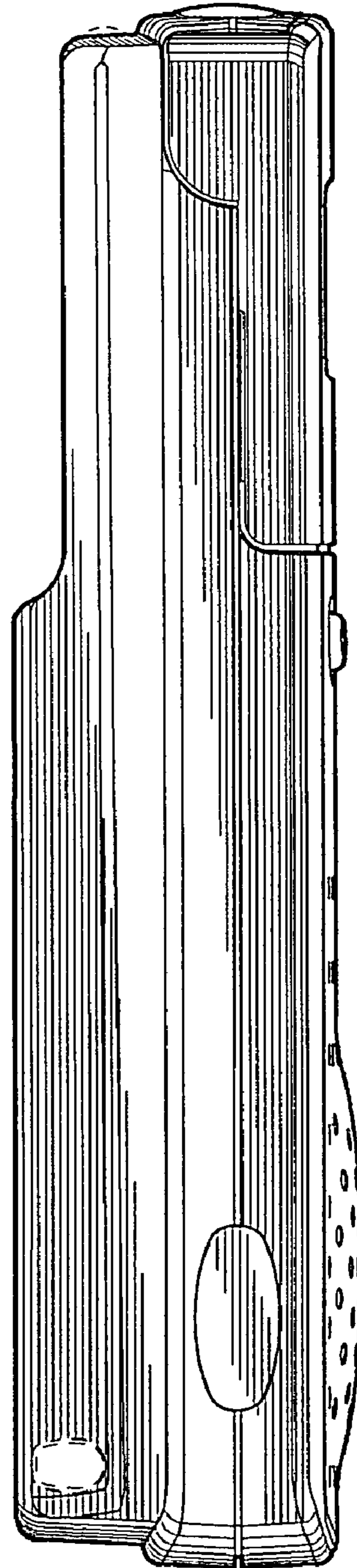


Fig. 5




Fig. 6

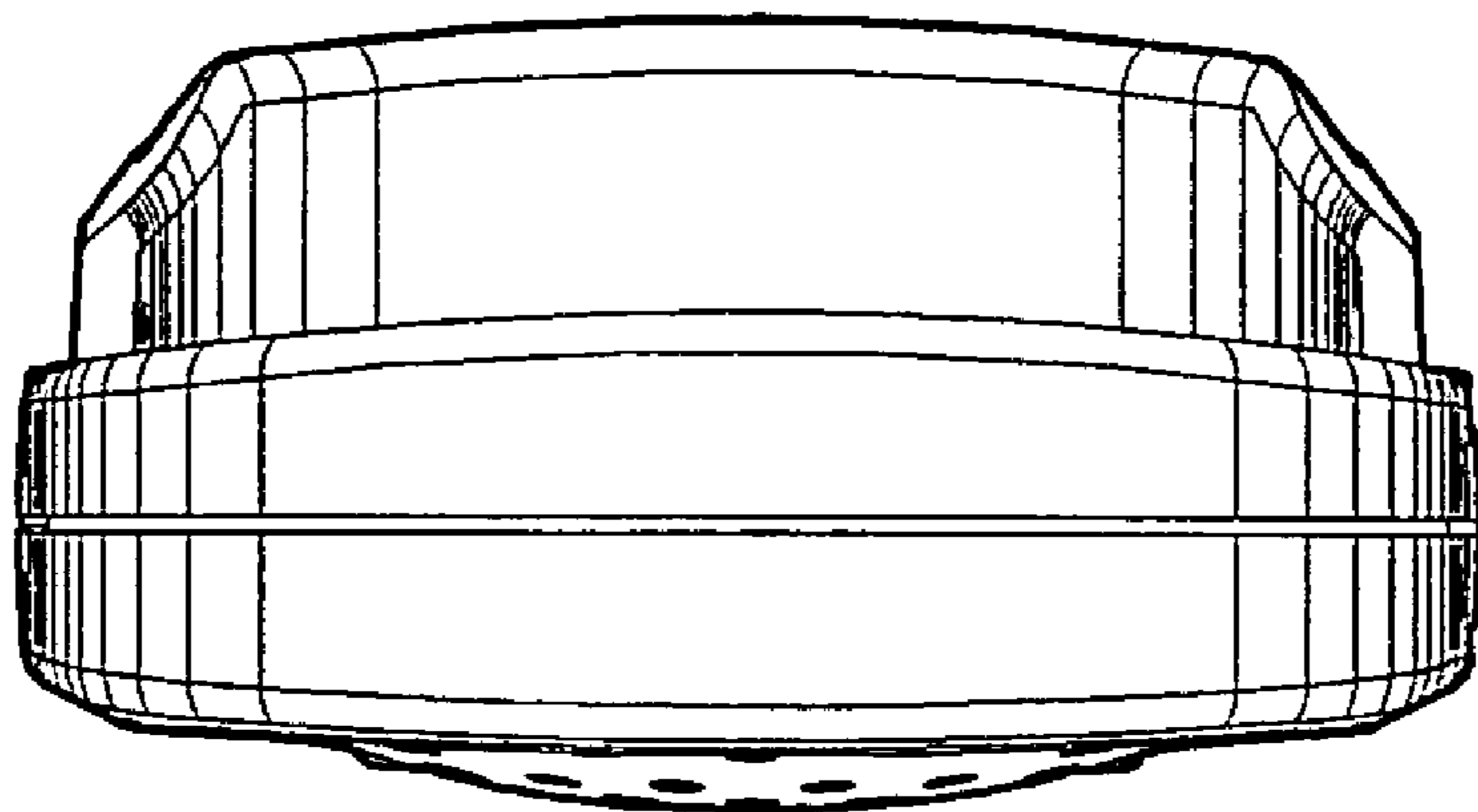


Fig. 7

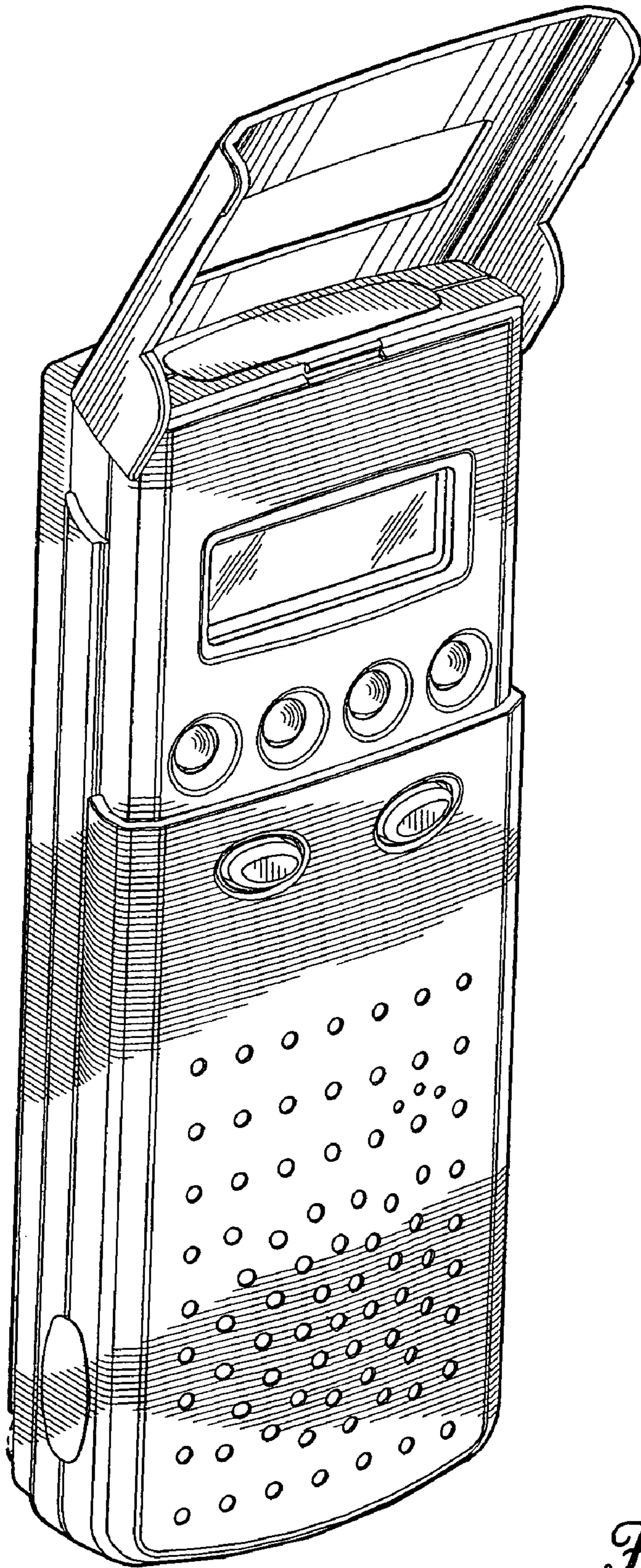


Fig. 8

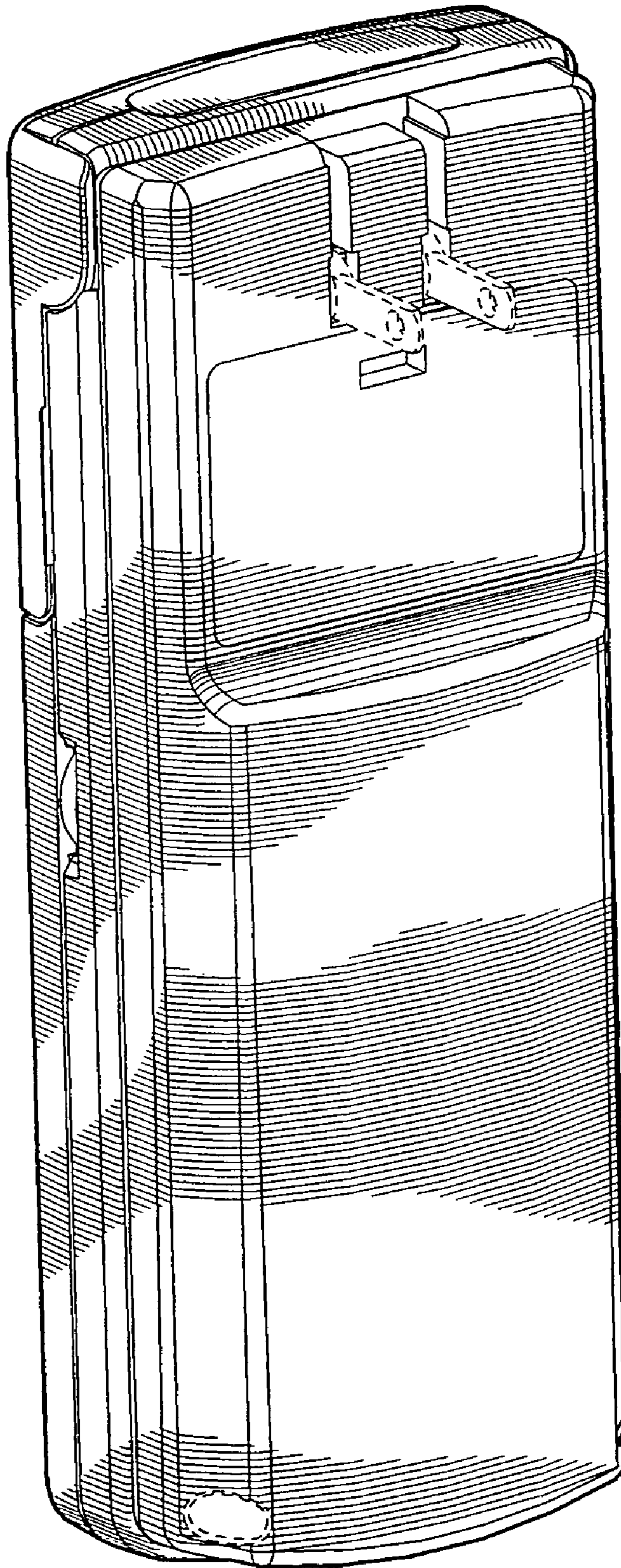


Fig. 9